



US00D944252S

(12) **United States Design Patent**
Peterson et al.

(10) **Patent No.:** **US D944,252 S**
(45) **Date of Patent:** **** Feb. 22, 2022**

(54) **KEYBOARD**

(71) Applicant: **Microsoft Corporation**, Redmond, WA (US)

(72) Inventors: **Benjamin S. Peterson**, Seattle, WA (US); **Patrick T. Gaule**, Bothell, WA (US); **Min Fang**, Shenzhen (CN); **Aditha May Adams**, Seattle, WA (US); **Simon Cameron Dearsley**, Bellevue, WA (US)

(73) Assignee: **Microsoft Corporation**, Redmond, WA (US)

(**) Term: **15 Years**

(21) Appl. No.: **29/704,852**

(22) Filed: **Sep. 6, 2019**

(51) **LOC (13) Cl.** **14-02**

(52) **U.S. Cl.**
USPC **D14/393**

(58) **Field of Classification Search**
USPC D14/247, 315-327, 331-333, 338, D14/345-347, 387, 390-401, 406, 429, D14/455-457, 460-461; D18/1-2, D18/4.1-4.6, 7, 11, 12.2, 52; D21/324, D21/409
CPC B41J 5/00; B41J 5/10; B41J 5/12; G06F 3/021; G06F 3/0216; G06F 3/0219; G06F 3/02
See application file for complete search history.

(56) **References Cited**

U.S. PATENT DOCUMENTS

D357,011 S * 4/1995 Paull D14/393
D357,476 S * 4/1995 Paull D14/393
D362,432 S * 9/1995 Paull D14/393
D368,902 S * 4/1996 Sheu D14/393
D370,477 S * 6/1996 Chen D14/393
D372,910 S * 8/1996 Chen D14/393

D372,911 S * 8/1996 Wang D14/393
D373,351 S * 9/1996 Chen D14/393
D375,088 S * 10/1996 Tsai D14/393
D386,169 S * 11/1997 Wang D14/393

(Continued)

FOREIGN PATENT DOCUMENTS

IN 327545-001-0001 * 12/2020
IN 327546-001-0001 * 12/2020

(Continued)

OTHER PUBLICATIONS

Ergonomic Keyboard, Microsoft, Microsoft.com, published by Andrew E. Freedman on Oct. 5, 2019 © Future US, Inc., online, site visited Apr. 12, 2021. Available at URL: <https://www.microsoft.com/en-us/p/microsoft-ergonomic-keyboard/93841ngdwr1h?activetab=pivot:overviewtab> (Year: 2019).*

(Continued)

Primary Examiner — Lakiya G Rogers
Assistant Examiner — Altaira J Swangin
(74) *Attorney, Agent, or Firm* — Banner & Witcoff, Ltd.


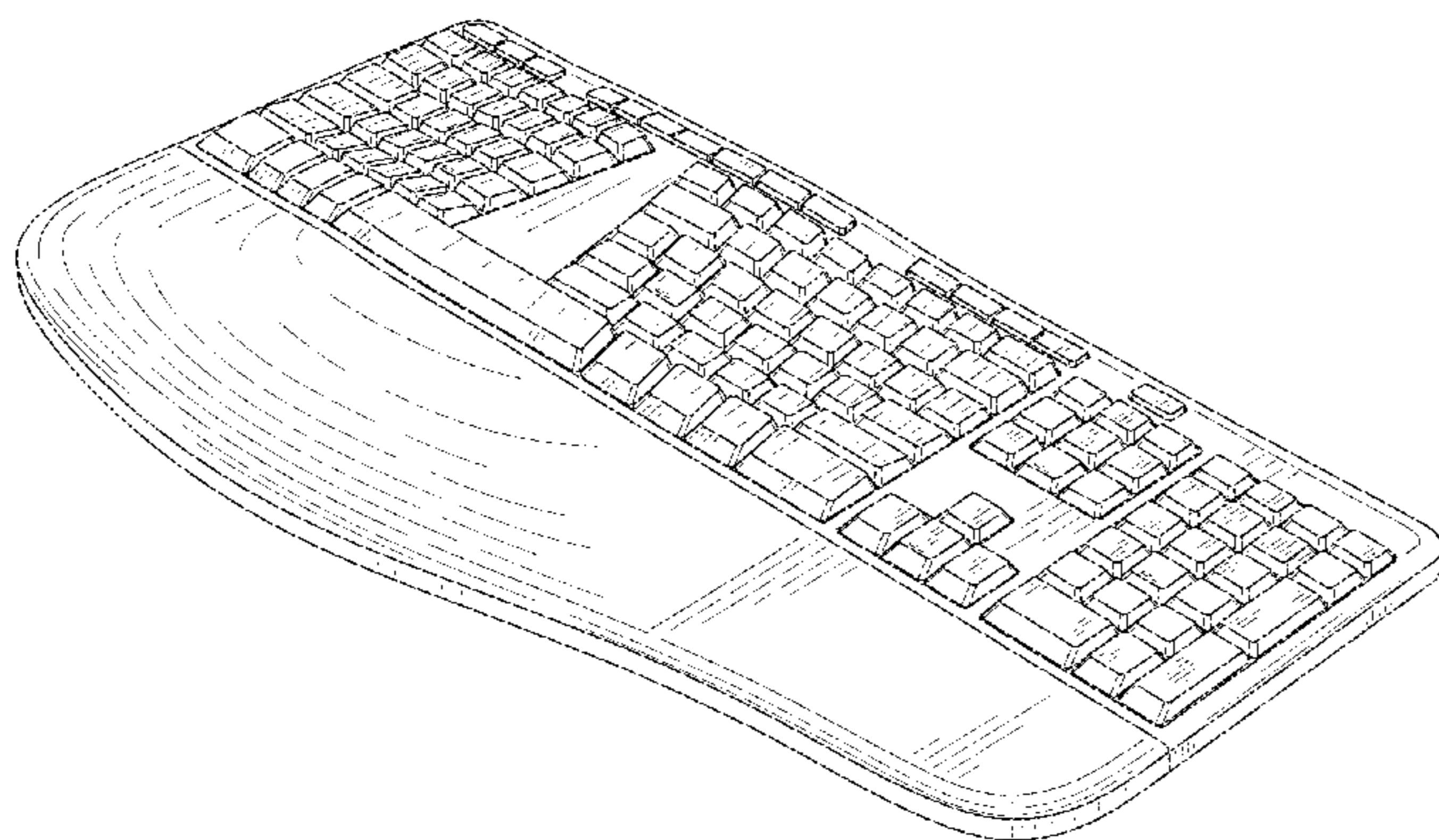
(57) **CLAIM**

The ornamental design for a keyboard, as shown and described.

DESCRIPTION

FIG. 1 is a front perspective view of a keyboard showing our new design;
FIG. 2 is a front view thereof;
FIG. 3 is a rear view thereof;
FIG. 4 is a right side view thereof;
FIG. 5 is a left side view thereof;
FIG. 6 is a top view thereof; and,
FIG. 7 is a bottom view thereof.
The broken lines illustrate portions of the keyboard and form no part of the claimed design.

1 Claim, 5 Drawing Sheets



(56)

References Cited

U.S. PATENT DOCUMENTS

D387,050 S * 12/1997 Chen D14/393
 D389,137 S * 1/1998 Tsai D14/393
 D397,105 S * 8/1998 Chen D14/393
 D399,838 S * 10/1998 Tsai D14/393
 D419,984 S * 2/2000 Wang D14/398
 D422,273 S * 4/2000 Lee D14/393
 D428,888 S * 8/2000 Ledbetter D14/393
 D428,889 S * 8/2000 Chen D14/393
 D450,056 S 11/2001 Ledbetter et al.
 D451,516 S 12/2001 Hayes
 D468,320 S 1/2003 Jones et al.
 D497,913 S 11/2004 Jones et al.
 D540,807 S 4/2007 DeMaio et al.
 D546,828 S 7/2007 O'Neil et al.
 D546,829 S 7/2007 O'Neil et al.
 D546,831 S * 7/2007 O'Neil D14/455
 D547,759 S 7/2007 DeMaio et al.
 D551,229 S 9/2007 DeMaio et al.
 D554,121 S 10/2007 Fisher et al.
 D590,397 S * 4/2009 O'Neill D14/398
 D597,544 S * 8/2009 Chatterjee D14/398
 D598,918 S 8/2009 Kim et al.
 D599,350 S 9/2009 O'Neil et al.
 D601,563 S 10/2009 Kujawski
 D601,568 S 10/2009 Kujawski
 D606,073 S 12/2009 O'Neil et al.
 D619,577 S 7/2010 Kujawski
 D626,127 S 10/2010 Odell et al.
 D629,403 S 12/2010 Raken et al.
 D633,497 S 3/2011 Reed et al.
 D676,049 S 2/2013 Lee et al.
 D715,298 S 10/2014 Hong et al.
 D721,365 S 1/2015 Kim et al.
 D721,366 S 1/2015 Kim et al.
 D721,367 S 1/2015 Kim et al.
 D721,368 S 1/2015 Kim et al.
 D721,369 S 1/2015 Kim et al.
 D748,633 S 2/2016 Yang et al.
 D760,226 S 6/2016 Bailey et al.
 D770,454 S 11/2016 Lee et al.
 D773,472 S 12/2016 Bailey et al.
 D779,488 S 2/2017 Chen et al.
 D781,293 S 3/2017 Mitchell
 D783,617 S 4/2017 Chrenka et al.

D790,544 S 6/2017 Chen et al.
 D795,258 S 8/2017 Bell
 D798,299 S 9/2017 Raken et al.
 D803,835 S * 11/2017 Zheng D14/398
 D811,401 S 2/2018 Lehman et al.
 D832,840 S 11/2018 Shi
 D879,098 S 3/2020 Wu
 2006/0275069 A1 * 12/2006 Jones G06F 3/0216
 400/490
 2007/0014621 A1 * 1/2007 Lane A47B 21/0371
 400/715
 2012/0235916 A1 * 9/2012 Atzmon G06F 3/0216
 345/168
 2013/0147716 A1 * 6/2013 Hawker F16M 13/00
 345/168
 2018/0232060 A1 * 8/2018 Lien H01H 13/70

FOREIGN PATENT DOCUMENTS

JP D1282802 * 10/2006
 JP D1590105 * 11/2017
 WO WO-D206811-002 * 8/2020
 WO WO-D206811-003 * 8/2020

OTHER PUBLICATIONS

Tru-Form Illuminated Ergonomic Keyboard, Adesso, amazon.com, published by Adesso on Sep. 2, 2014 © 1996-2021, Amazon.com, Inc., online, site visited Apr. 12, 2021. Available at URL: <https://www.amazon.com/Adesso-AKB-150EB-Illuminated-Multimedia-Built/dp/B00N99LPC6> (Year: 2014).*

“Office Action Issued in Indian Patent Application No. 327547-001”, dated Mar. 20, 2020, 2 Pages.

“Office Action Issued in Indian Patent Application No. 327545-001”, dated Mar. 18, 2020, 2 Pages.

“Notice of Allowance Issued in U.S. Appl. No. 29/704,792”, dated Jan. 4, 2021, 6 Pages.

“Office Action Issued in Indian Patent Application No. 327544-001”, dated Apr. 30, 2020, 2 Pages.

“Office Action Issued in Indian Patent Application No. 327546-001”, dated Apr. 30, 2020, 2 Pages.

“Non Final Office Action Issued in U.S. Appl. No. 29/704,850”, dated Jun. 24, 2021, 9 Pages.

* cited by examiner

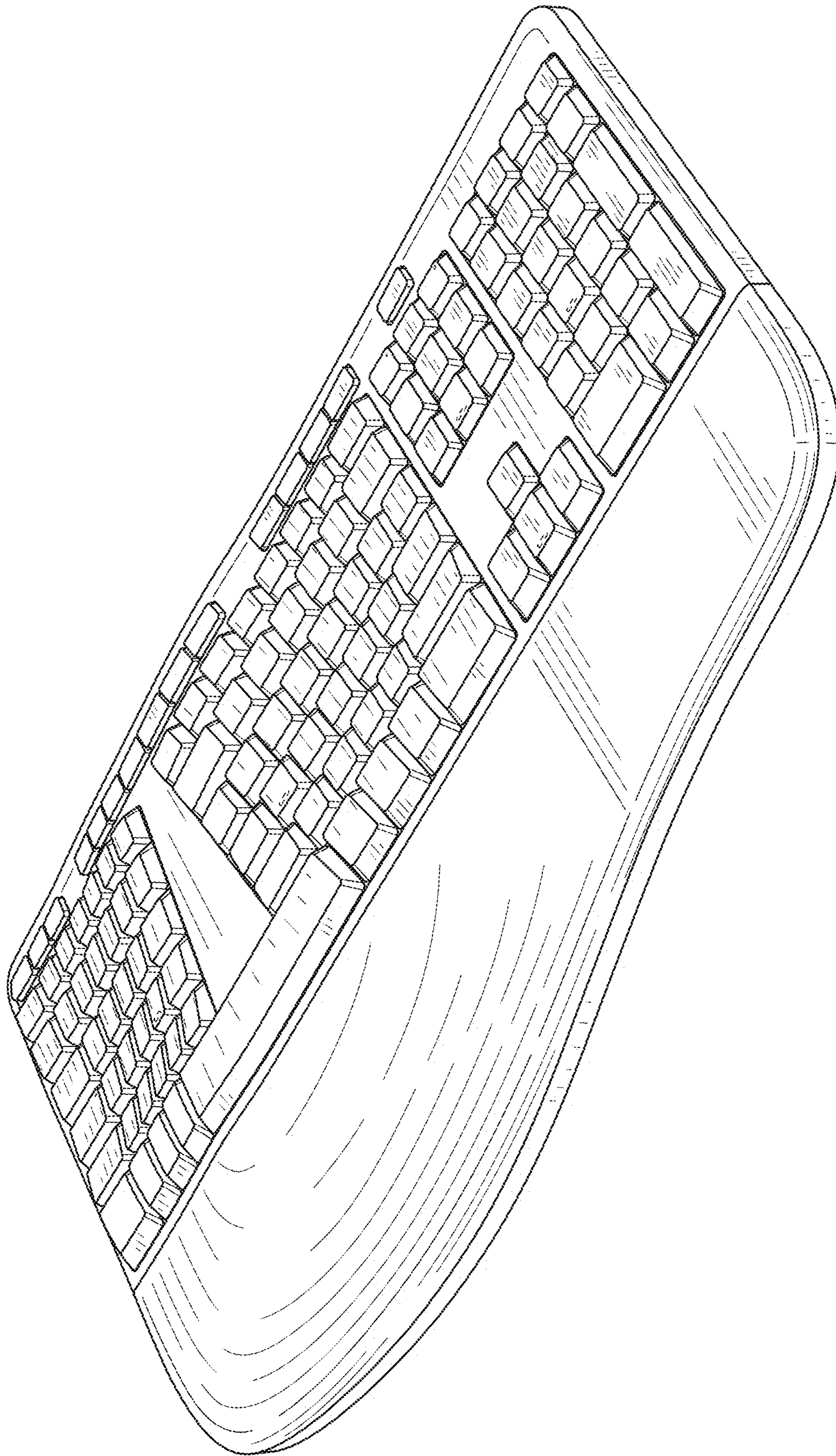


FIG. 1

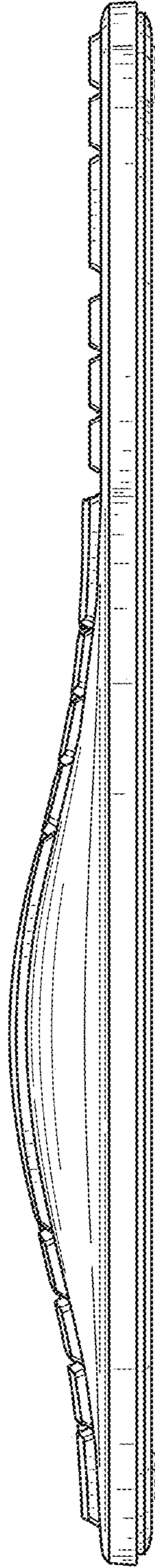


FIG. 2

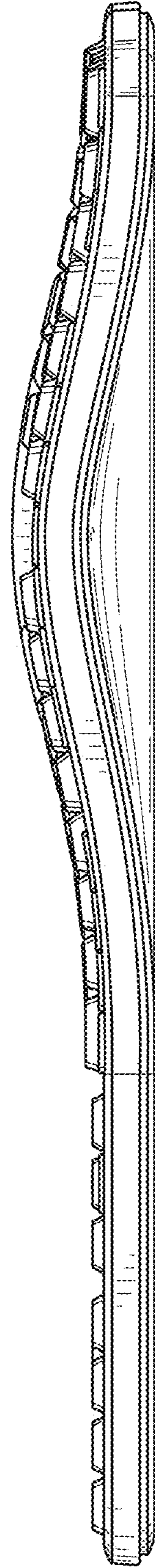


FIG. 3

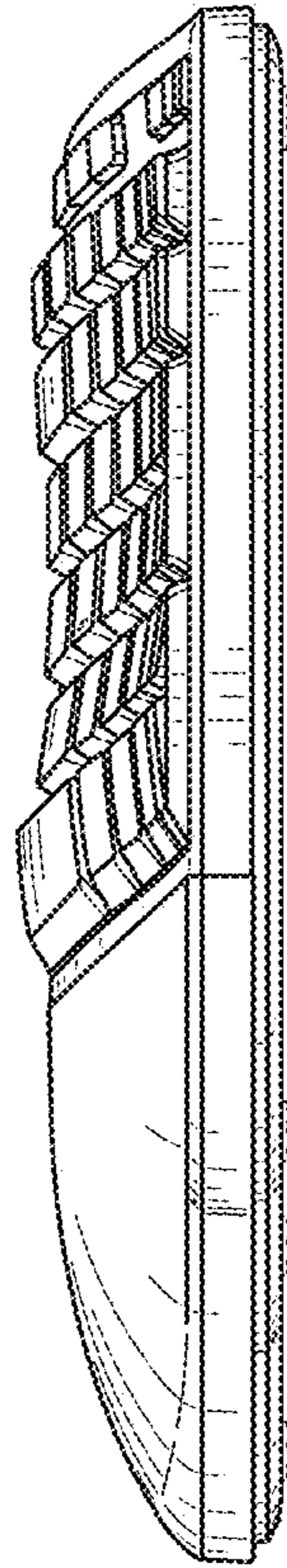


FIG. 4

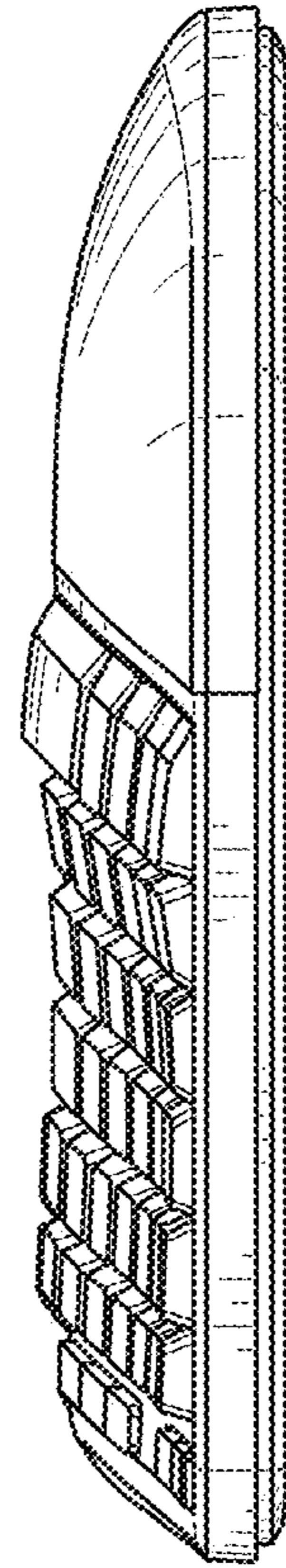


FIG. 5

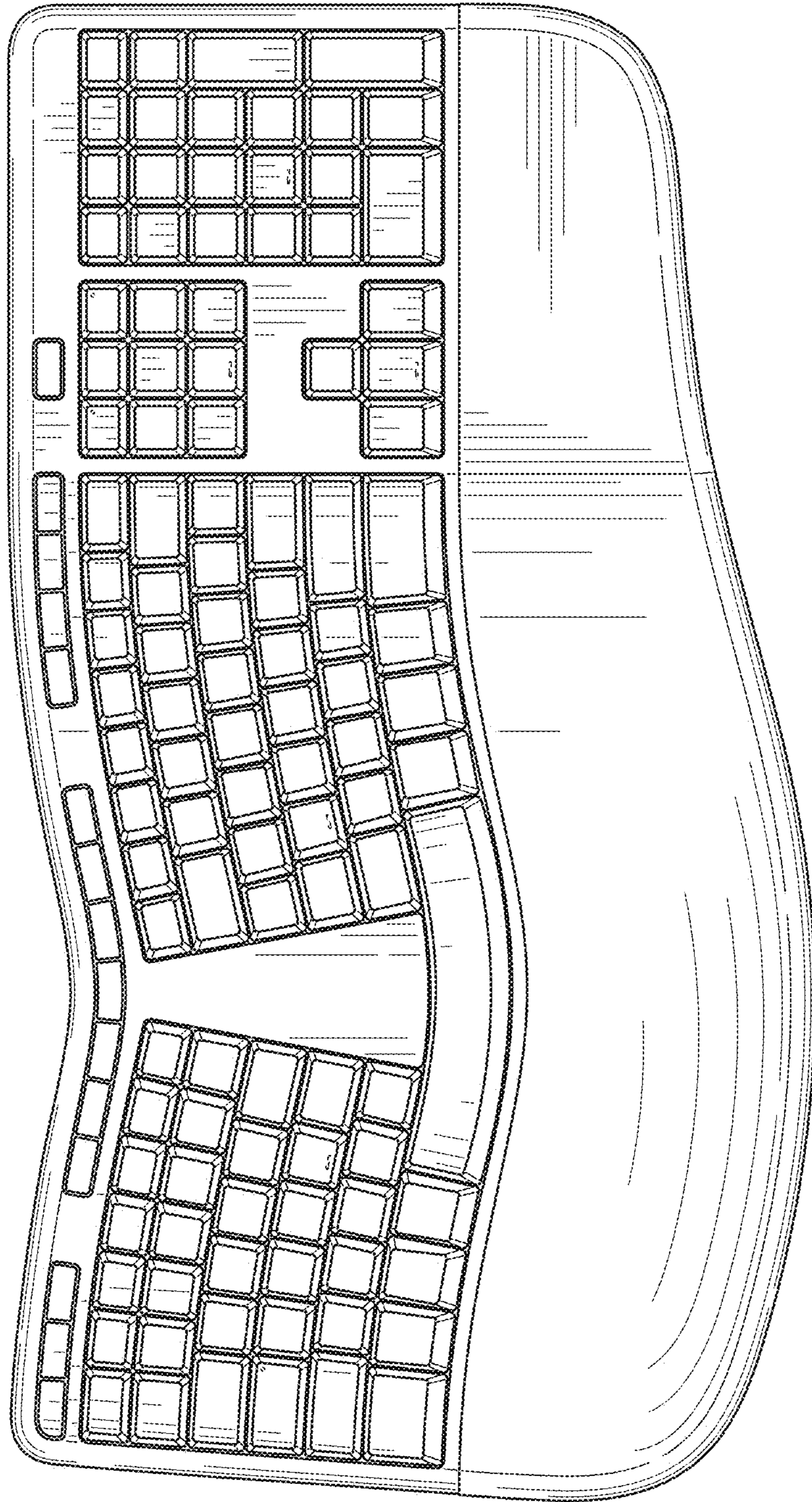


FIG. 6

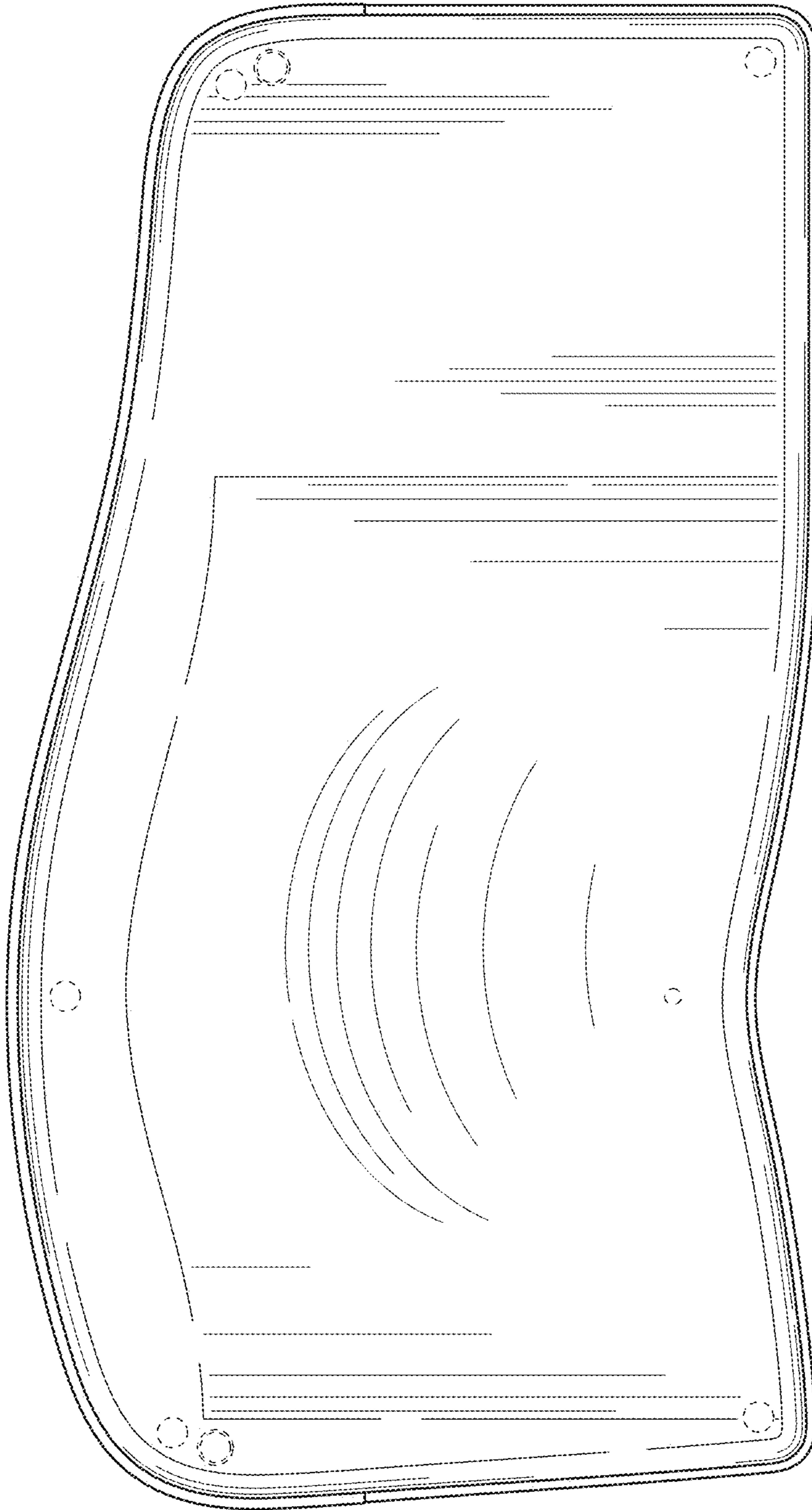


FIG. 7