



US00D944189S

(12) **United States Design Patent** (10) **Patent No.:** **US D944,189 S**  
**Zimmerman et al.** (45) **Date of Patent:** **\*\* \*Feb. 22, 2022**

- (54) **TIRE**
- (71) Applicant: **The Goodyear Tire & Rubber Company, Akron, OH (US)**
- (72) Inventors: **Ryan Eugene Zimmerman, Deerfield, OH (US); Craig Desbry English, Akron, OH (US); David Russell Tuck, Medina, OH (US); Robert Wayne Schott, Uniontown, OH (US)**
- (73) Assignee: **The Goodyear Tire & Rubber Company, Akron, OH (US)**
- (\*) Notice: This patent is subject to a terminal disclaimer.
- (\*\*) Term: **15 Years**
- (21) Appl. No.: **29/708,920**
- (22) Filed: **Oct. 10, 2019**
- (51) **LOC (13) Cl.** ..... **12-15**
- (52) **U.S. Cl.**  
USPC ..... **D12/601**
- (58) **Field of Classification Search**  
USPC ..... D12/568-604, 900  
CPC ..... Y10T 152/10027; B60C 1/0016; B60C 11/0306; B60C 11/0302; B60C 3/06; B60C 9/17  
See application file for complete search history.

- D560,599 S 1/2008 Dixon et al. .... D12/587
  - D560,600 S 1/2008 Dixon et al. .... D12/588
  - D581,346 S 11/2008 Shondel et al. .... D12/521
- (Continued)

**OTHER PUBLICATIONS**

U.S. Appl. No. 29/688,786, filed Apr. 24, 2019, Zimmerman, et al.  
*Primary Examiner* — John A Voytek  
 (74) *Attorney, Agent, or Firm* — Robert N. Lipsik

(57) **CLAIM**

The ornamental Design for a tire, as shown and described.

**DESCRIPTION**

FIG. 1 is a perspective view of a tire showing our new design, it being understood that the pattern repeats uniformly throughout the circumference of the tread;  
 FIG. 2 is a front elevational view thereof;  
 FIG. 3 is a right side elevational view thereof; the left side elevational view being identical thereto;  
 FIG. 4 is an enlarged fragmentary front elevational view thereof;  
 FIG. 5 is a perspective view of a second embodiment of a tire showing our new design, it being understood that the interior of the tire forms no part of the claim, that the pattern repeats uniformly throughout the circumference of the tread and that the opposite side view is identical thereto; and,  
 FIG. 6 is a front elevational view of a second embodiment, it being understood that an enlarged fragmentary view thereof would be substantially identical to that shown in FIG. 4, with the exception of the inclusion of the sidewall in the claim.

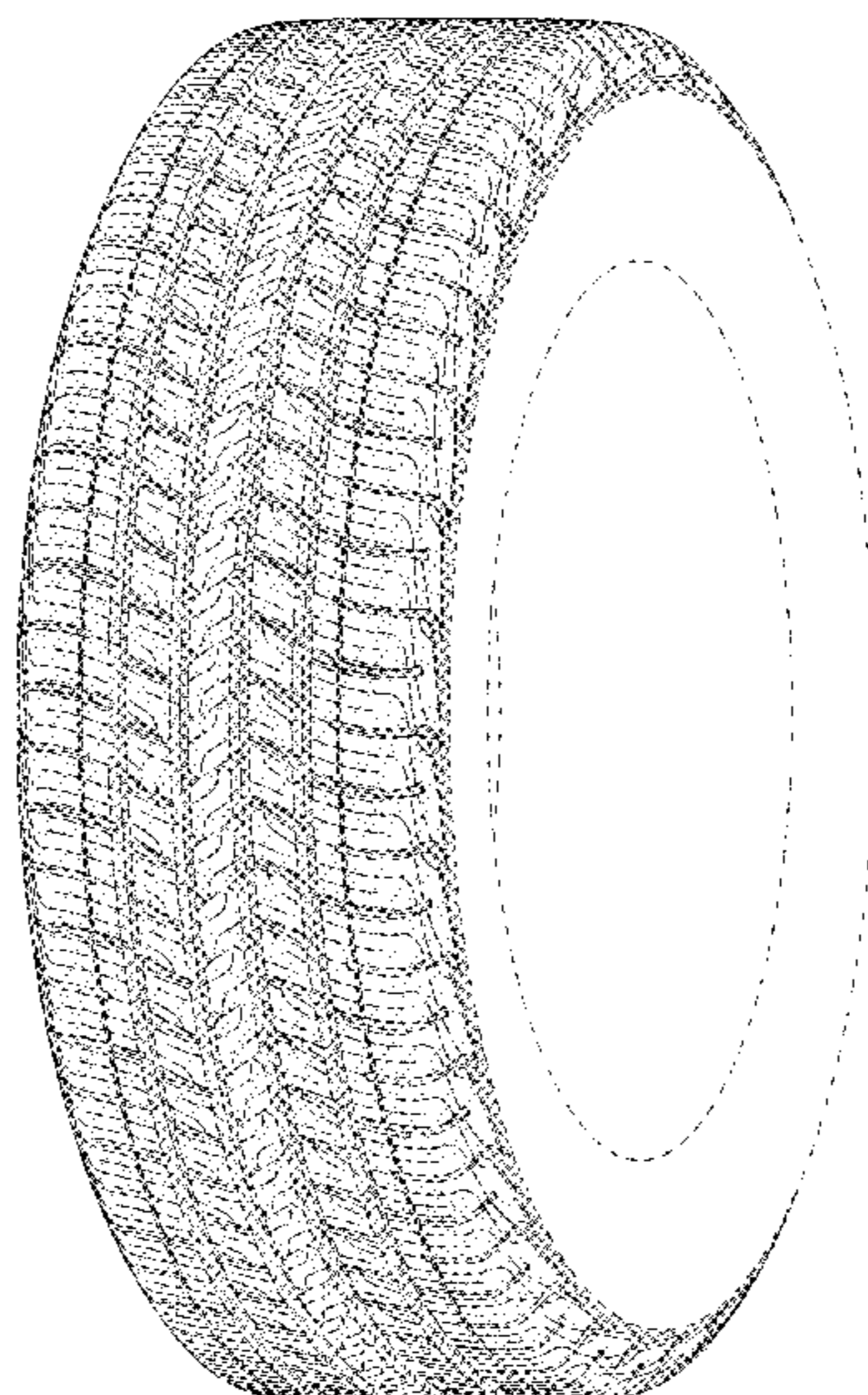
In the drawings, the broken lines immediately adjacent to the outer edges of the tire shoulder represent boundaries of the claim, and the broken lines depict environmental subject matter only and form no part of the claimed design.

**1 Claim, 6 Drawing Sheets**

(56) **References Cited**

**U.S. PATENT DOCUMENTS**

- D377,330 S 1/1997 Kakegawa et al. .... D12/147
- D422,246 S 4/2000 Fierro et al. .... D12/146
- D427,551 S 7/2000 Weber ..... D12/141
- D450,019 S 11/2001 Himuro et al. .... D12/147
- D483,007 S 12/2003 Brayer et al. .... D12/588
- D488,770 S \* 4/2004 Sundkvist ..... D12/588
- D492,247 S 6/2004 Schmalix et al. .... D12/588
- D498,460 S 11/2004 Himuro ..... D12/601



(56)

## References Cited

## U.S. PATENT DOCUMENTS

D584,680 S *	1/2009	Hutz .....	D12/586
D585,364 S	1/2009	Shondel et al. ....	D12/600
D586,733 S	2/2009	Shinohara .....	D12/588
D593,937 S	6/2009	Maxwell et al. ....	D12/588
D595,220 S	6/2009	Maxwell .....	D12/590
D596,111 S	7/2009	Miyazaki .....	D12/601
D600,635 S	9/2009	Finnell et al. ....	D12/601
D606,925 S	12/2009	Shavers et al. ....	D12/521
D610,962 S	3/2010	Allison et al. ....	D12/532
D613,238 S	4/2010	Harvey et al. ....	D12/586
D619,958 S	7/2010	Maxwell .....	D12/586
D631,001 S	1/2011	Hughes et al. ....	D12/601
D642,975 S	8/2011	Givens et al. ....	D12/601
D649,109 S	11/2011	Harris et al. ....	D12/601
D649,110 S	11/2011	Hutz et al. ....	D12/601
D667,780 S *	9/2012	Kaba .....	D12/588
D668,601 S	10/2012	Brown, IV et al. ....	D12/588
D709,820 S	7/2014	Rohweder et al. ....	D12/586
D710,295 S	8/2014	Bortolet et al. ....	D12/601
D764,390 S	8/2016	Umstot et al. ....	D12/584
D770,369 S *	11/2016	Dixon .....	D12/595
D772,149 S *	11/2016	Kwak .....	D12/587
D772,150 S *	11/2016	Kim .....	D12/587
D780,678 S	3/2017	Maxwell et al. ....	D12/595
D780,679 S	3/2017	Curtis et al. ....	D12/595
D792,839 S	7/2017	Maxwell et al. ....	D12/595
D796,423 S	9/2017	Scheifele .....	D12/521
D813,147 S	3/2018	Schoeppner .....	D12/588
D842,229 S	3/2019	Schoeppner et al. ....	D12/588
D849,671 S *	5/2019	Wang .....	D12/588
D859,300 S	9/2019	Shondel et al. ....	D12/588
D861,583 S	10/2019	Zimmerman et al. ....	D12/588
D876,330 S *	2/2020	Poling .....	D12/601
D900,727 S *	11/2020	Zimmerman .....	D12/601

\* cited by examiner

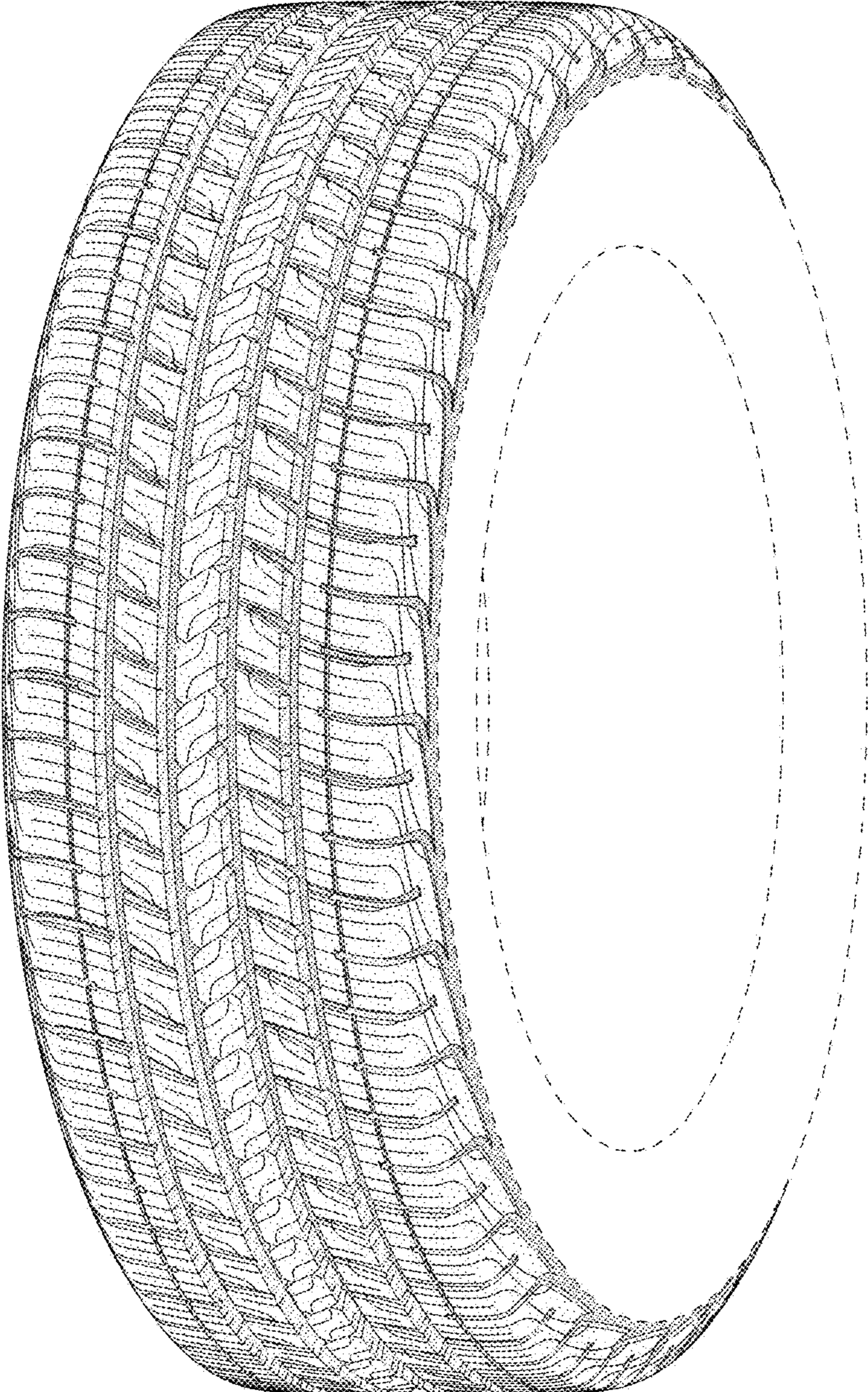


FIG - 1

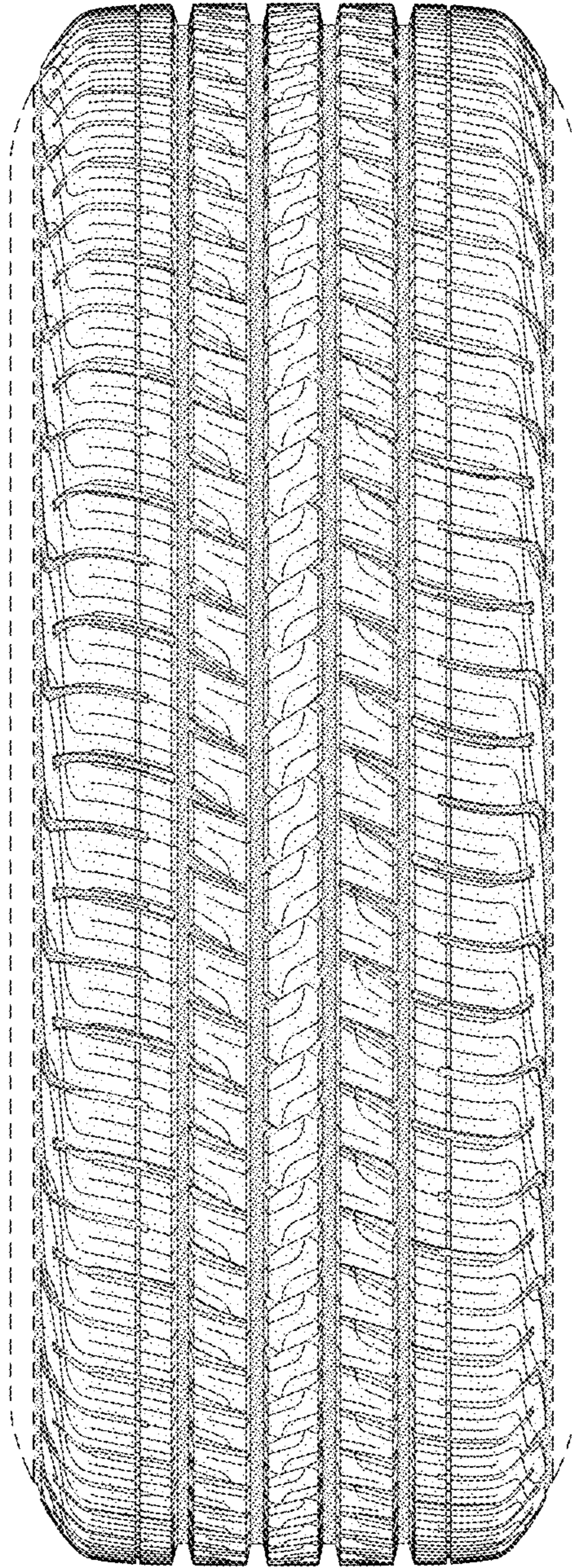


FIG - 2

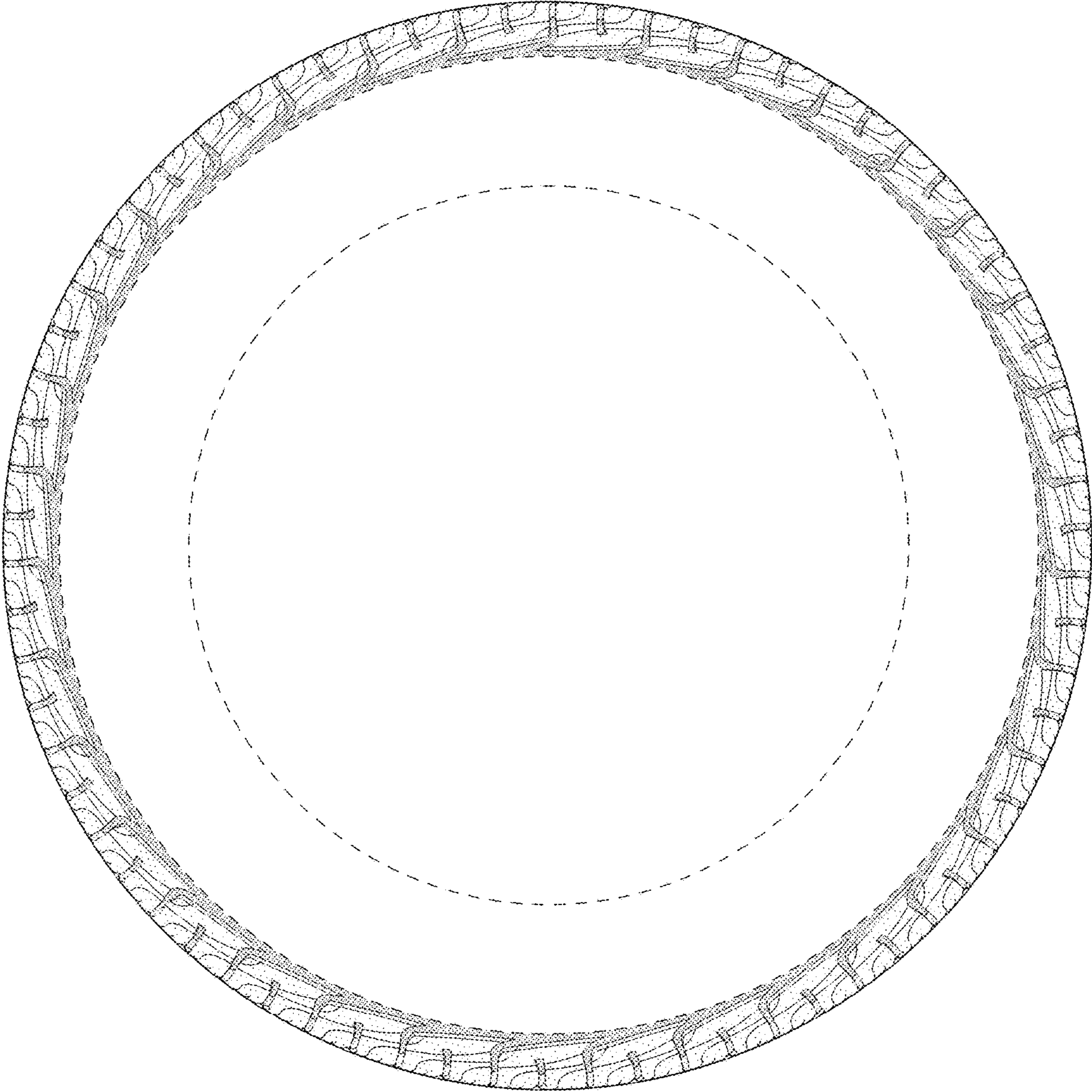


FIG - 3

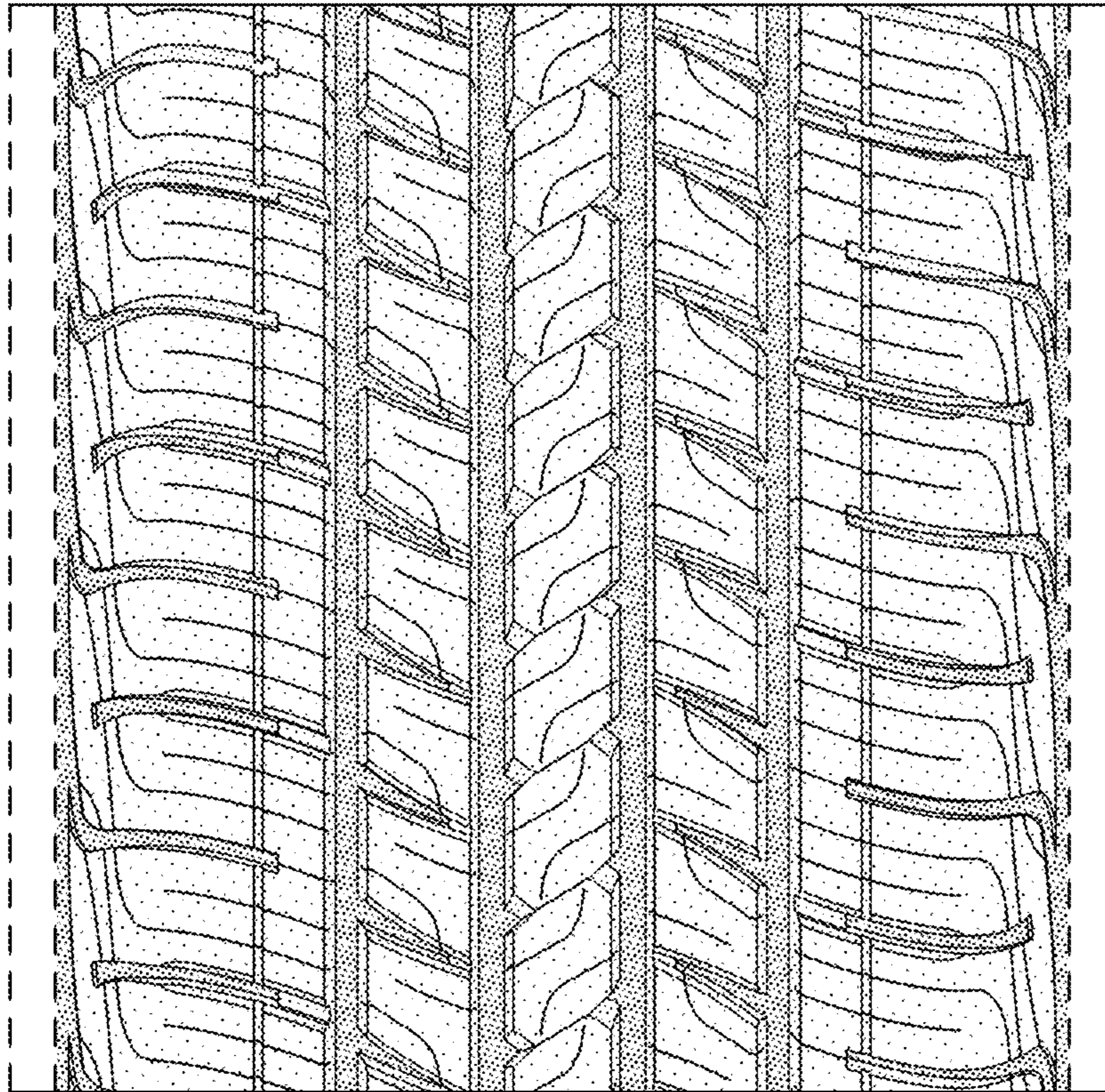


FIG - 4

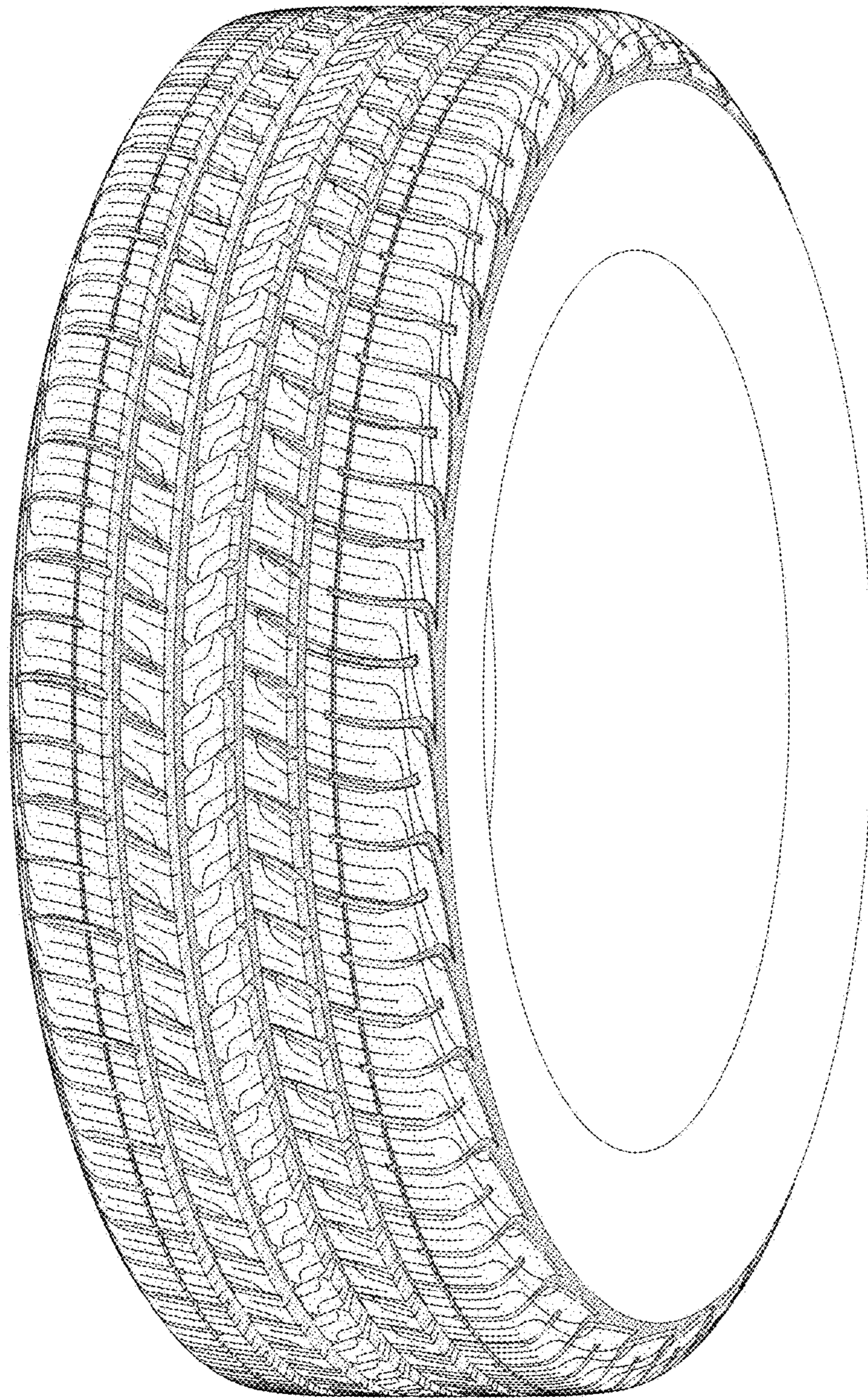


FIG - 5

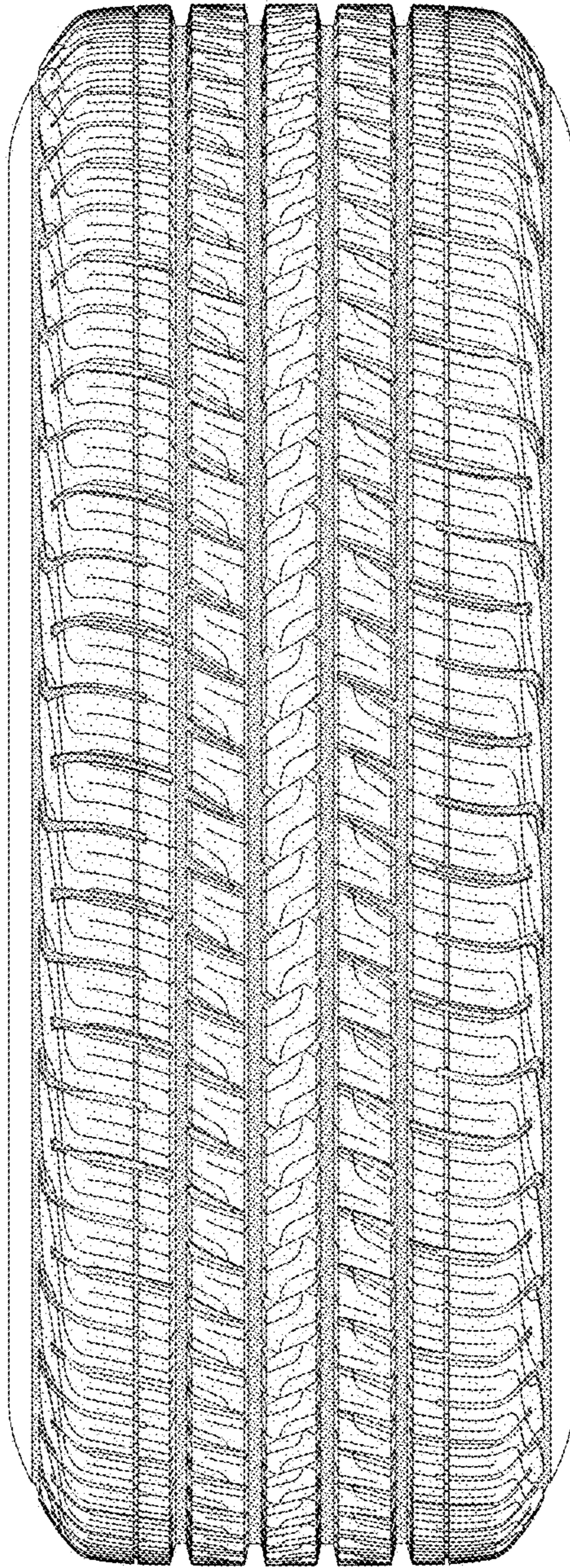


FIG - 6