



US00D944187S

(12) **United States Design Patent**  
**Digman et al.**

(10) **Patent No.:** **US D944,187 S**

(45) **Date of Patent:** **\*\* \*Feb. 22, 2022**

(54) **TIRE**

(71) Applicant: **The Goodyear Tire & Rubber Company, Akron, OH (US)**

(72) Inventors: **Brian David Digman, Sagamore Hills, OH (US); Jeremy Lee Roberts, Hartville, OH (US); Brett Alan Bogner, Clinton, OH (US); Jonathan Robert Luke, North Canton, OH (US); Karl Eric Sundkvist, Akron, OH (US); Weiyun Liu, Akron, OH (US)**

(73) Assignee: **The Goodyear Tire & Rubber Company, Akron, OH (US)**

(\*) Notice: This patent is subject to a terminal disclaimer.

(\*\*) Term: **15 Years**

(21) Appl. No.: **29/735,984**

(22) Filed: **May 27, 2020**

(51) **LOC (13) Cl.** ..... **12-15**

(52) **U.S. Cl.**  
USPC ..... **D12/594**

(58) **Field of Classification Search**  
USPC ..... D12/568-605, 900  
CPC ..... Y10T 152/10027; B60C 1/0016; B60C 11/0306; B60C 11/0302; B60C 3/06; B60C 9/17  
See application file for complete search history.

(56) **References Cited**

**U.S. PATENT DOCUMENTS**

D350,102 S 8/1994 Evraert et al.  
D365,060 S 12/1995 McKisson  
D399,461 S \* 10/1998 Lurois ..... D12/601  
D400,138 S 10/1998 Blankenship

D400,831 S 11/1998 Blankenship et al.  
D402,242 S 12/1998 Guspodin et al.  
D403,275 S \* 12/1998 Gillard ..... D12/587  
D422,246 S 4/2000 Fierro et al.

(Continued)

**OTHER PUBLICATIONS**

U.S. Appl. No. 29/676,534, filed Jan. 11, 2019, Davis, et al.  
U.S. Appl. No. 29/701,051, filed Aug. 8, 2019, Davis, et al.  
U.S. Appl. No. 29/707,623, filed Sep. 30, 2019, Davis.

*Primary Examiner* — John A Voytek

(74) *Attorney, Agent, or Firm* — Robert N. Lipsik

(57) **CLAIM**

The ornamental Design for a tire, as shown and described.

**DESCRIPTION**

FIG. 1 is a perspective view of a tire showing our new design, it being understood that the pattern repeats uniformly throughout the circumference of the tread;

FIG. 2 is a front elevational view thereof;

FIG. 3 is a right side elevational view thereof; the left side elevational view being identical thereto;

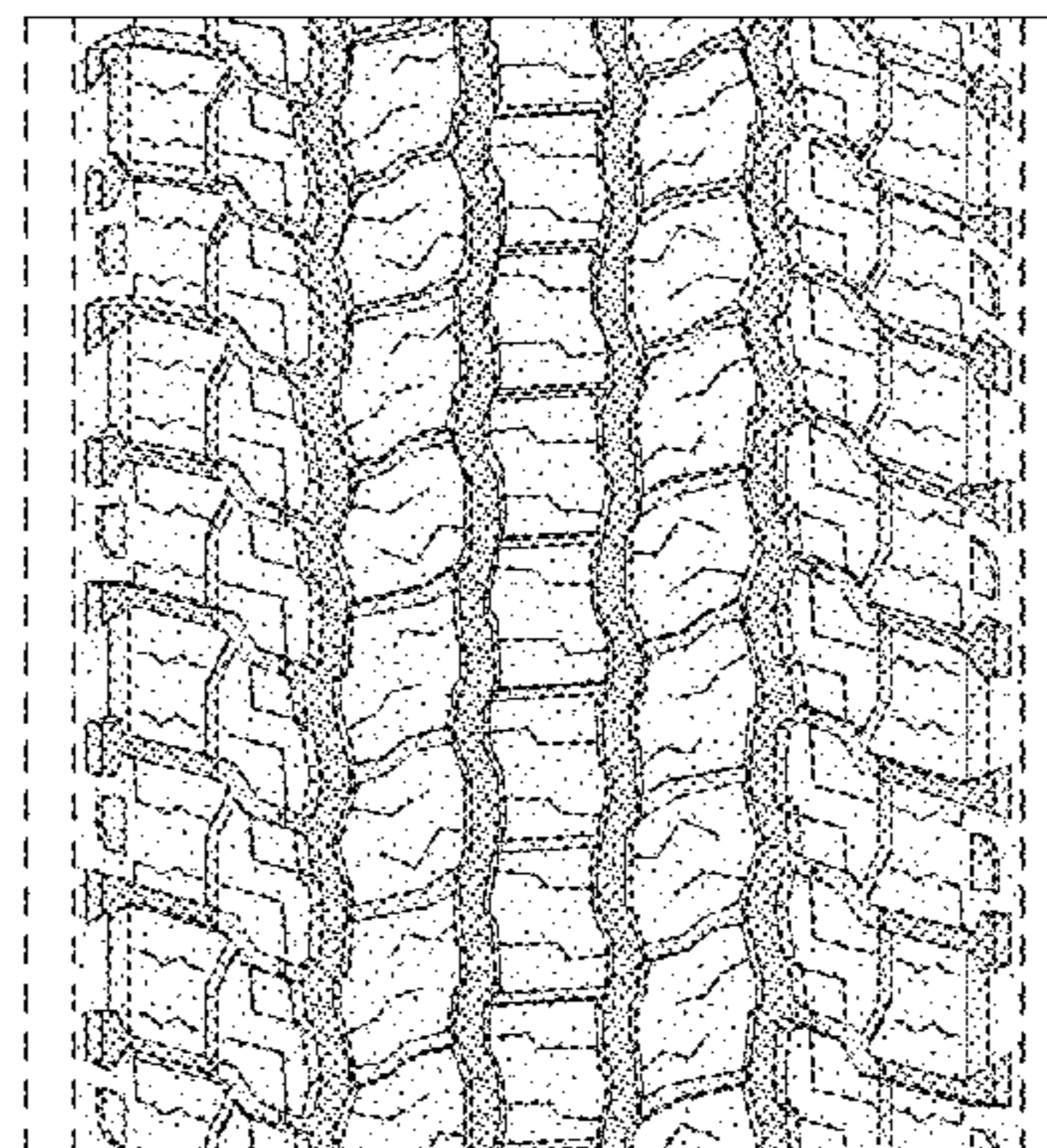
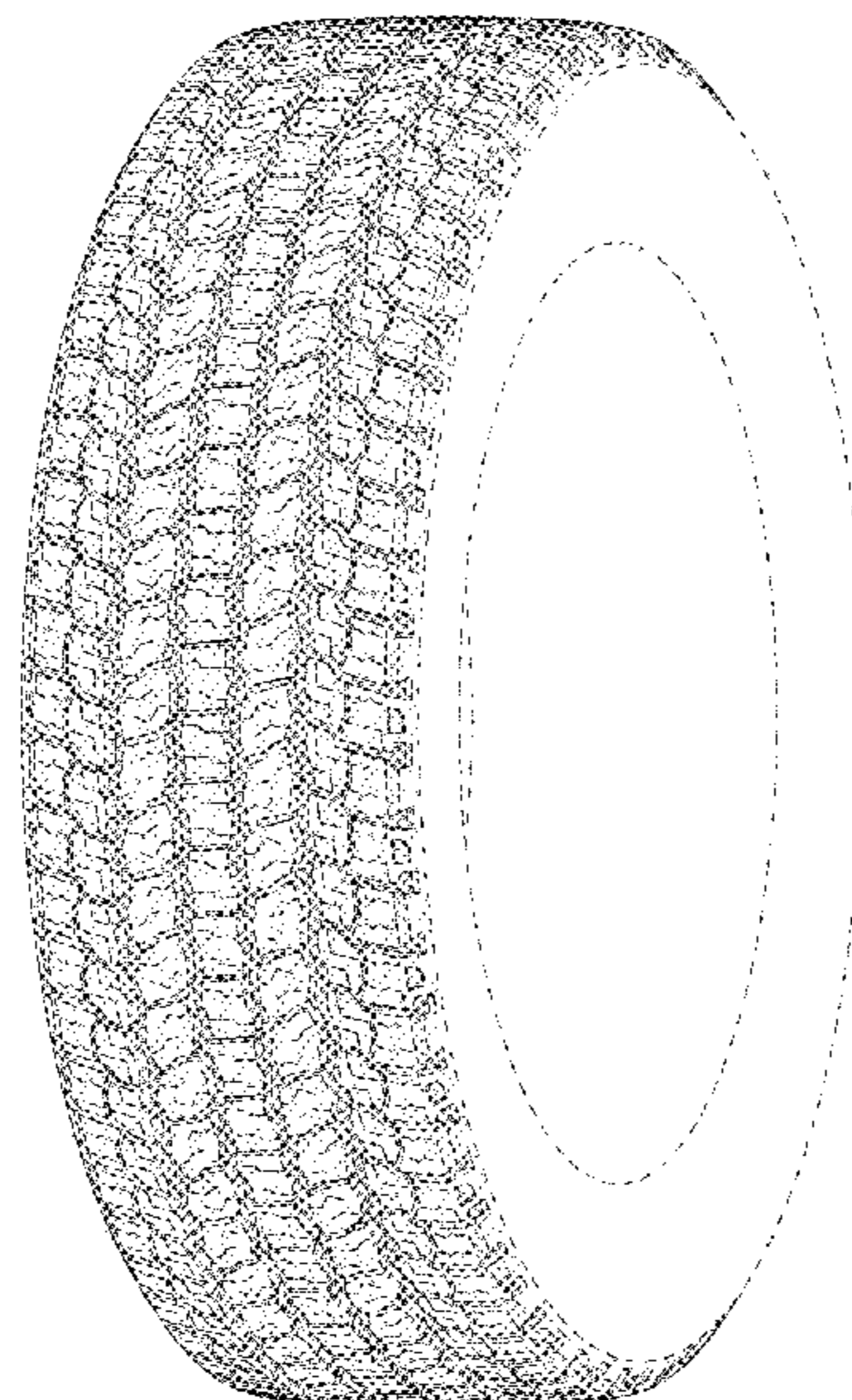
FIG. 4 is an enlarged fragmentary front elevational view thereof;

FIG. 5 is a perspective view of a second embodiment of a tire showing our new design, it being understood that the interior of the tire forms no part of the claim, that the pattern repeats uniformly throughout the circumference of the tread and that the opposite side view is identical thereto; and,

FIG. 6 is a front elevational view of a second embodiment, it being understood that an enlarged fragmentary view thereof would be substantially identical to that shown in FIG. 4, with the exception of the inclusion of the sidewall in the claim.

In the drawings, the broken lines immediately adjacent to the outer edges of the tire shoulder represent boundaries of the claim, and the broken lines depict environmental subject matter only and form no part of the claimed design.

**1 Claim, 6 Drawing Sheets**



(56)

References Cited

U.S. PATENT DOCUMENTS

D429,479 S	8/2000	Fierro et al.	D667,367 S	9/2012	Bonko et al.	
D445,380 S	7/2001	Fantano et al.	D667,368 S	9/2012	Bonko et al.	
D455,394 S	4/2002	Lassan et al.	D682,190 S	5/2013	Uphouse et al.	
D498,208 S	11/2004	Cazin-Bouguignon et al.	D713,328 S	9/2014	Umstot et al.	
D504,657 S	5/2005	Allen et al.	D713,329 S	9/2014	Dixon et al.	
D516,012 S	2/2006	Miller et al.	D715,216 S	* 10/2014	Dixon	D12/600
D516,013 S	2/2006	Miller et al.	D732,467 S	6/2015	Schimmoeller	
D516,999 S	3/2006	Miller et al.	D733,642 S	7/2015	Oberlin et al.	
D517,000 S	3/2006	Allen et al.	D735,120 S	* 7/2015	Oberlin	D12/594
D520,939 S	5/2006	Allen et al.	D734,710 S	8/2015	Jacobs	
D531,111 S	10/2006	Fukunaga	D748,044 S	1/2016	Schuessler	
D548,173 S	8/2007	Herbeuval et al.	D763,781 S	8/2016	Ashton et al.	
D558,664 S	1/2008	Herbeuval et al.	D763,782 S	8/2016	Dixon et al.	
D591,225 S	4/2009	Ashton et al.	D784,251 S	* 4/2017	Cerny	D12/600
D591,226 S	4/2009	Shondel et al.	D821,966 S	7/2018	Ninomiya	
D611,890 S	* 3/2010	Lessmann	D823,235 S	7/2018	Lamb	
D614,119 S	4/2010	Umstot et al.	D828,289 S	9/2018	Fox et al.	
D628,958 S	12/2010	Fleckner	D843,927 S	3/2019	Canankamp et al.	
D629,351 S	12/2010	Jacobs	D844,549 S	4/2019	Zimmerman et al.	
D643,804 S	8/2011	Dixon et al.	D848,938 S	* 5/2019	Fujioka	D12/600
D661,641 S	* 6/2012	Oki	D882,498 S	4/2020	Davis et al.	
D662,464 S	6/2012	Dixon et al.	D886,036 S	* 6/2020	Jones	D12/588
D667,362 S	9/2012	Hughes et al.	D886,712 S	6/2020	Davis et al.	
			D886,721 S	6/2020	Digman et al.	
			D894,103 S	* 8/2020	Davis	D12/579

\* cited by examiner



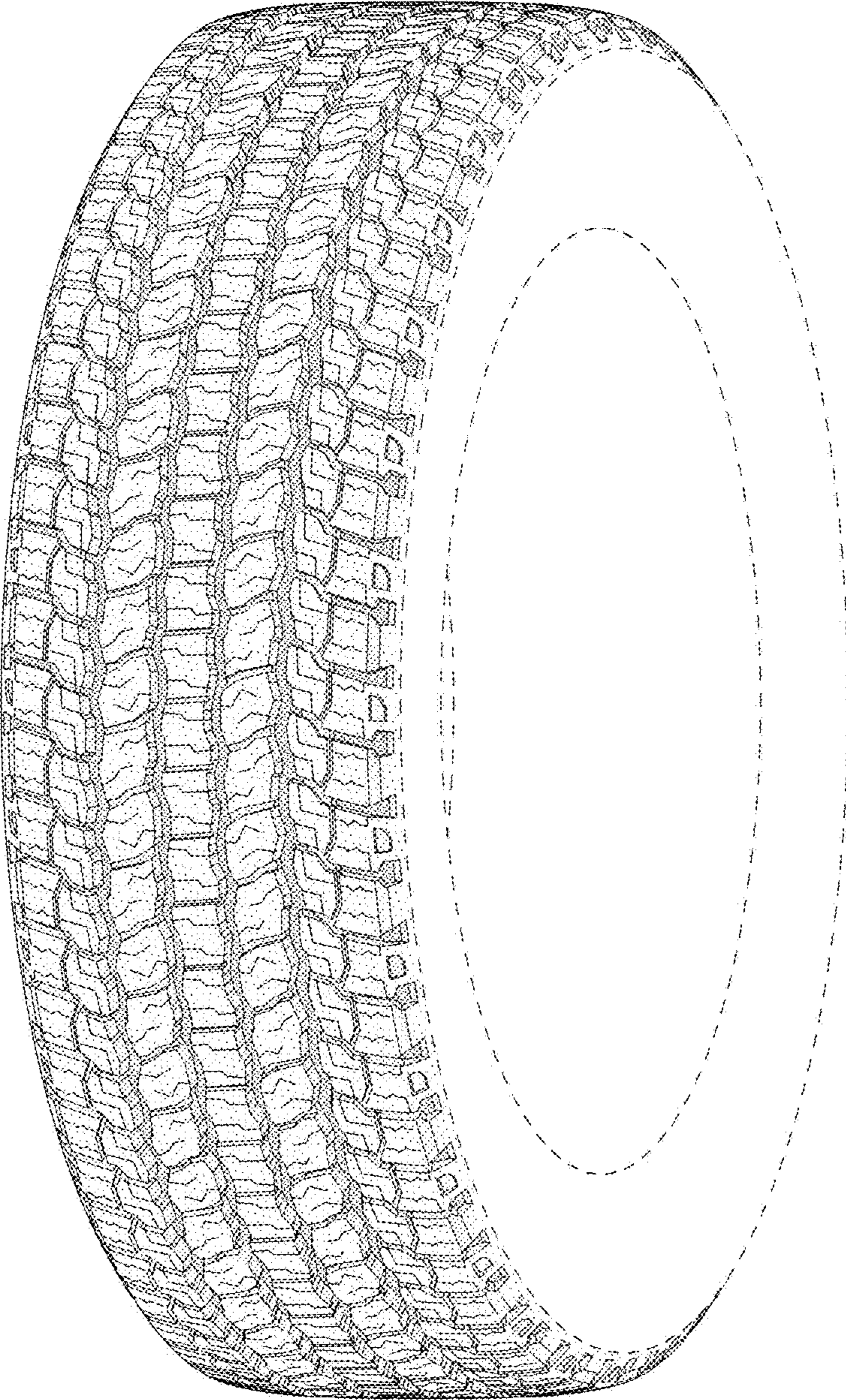


FIG - 1



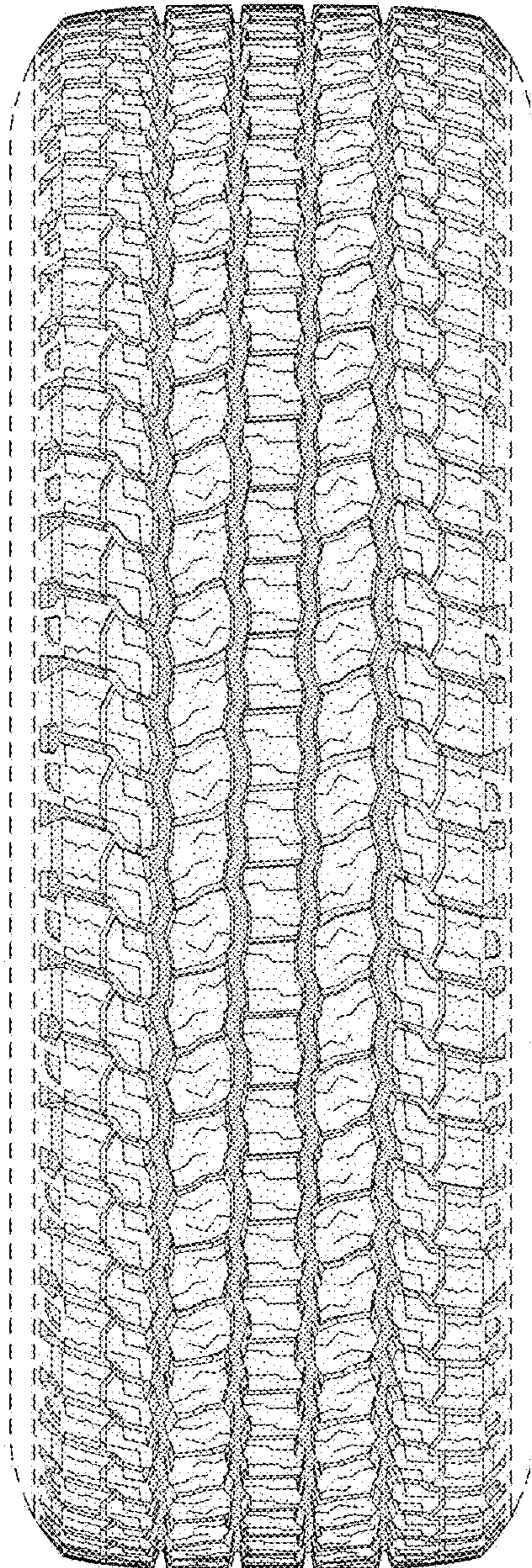


FIG - 2

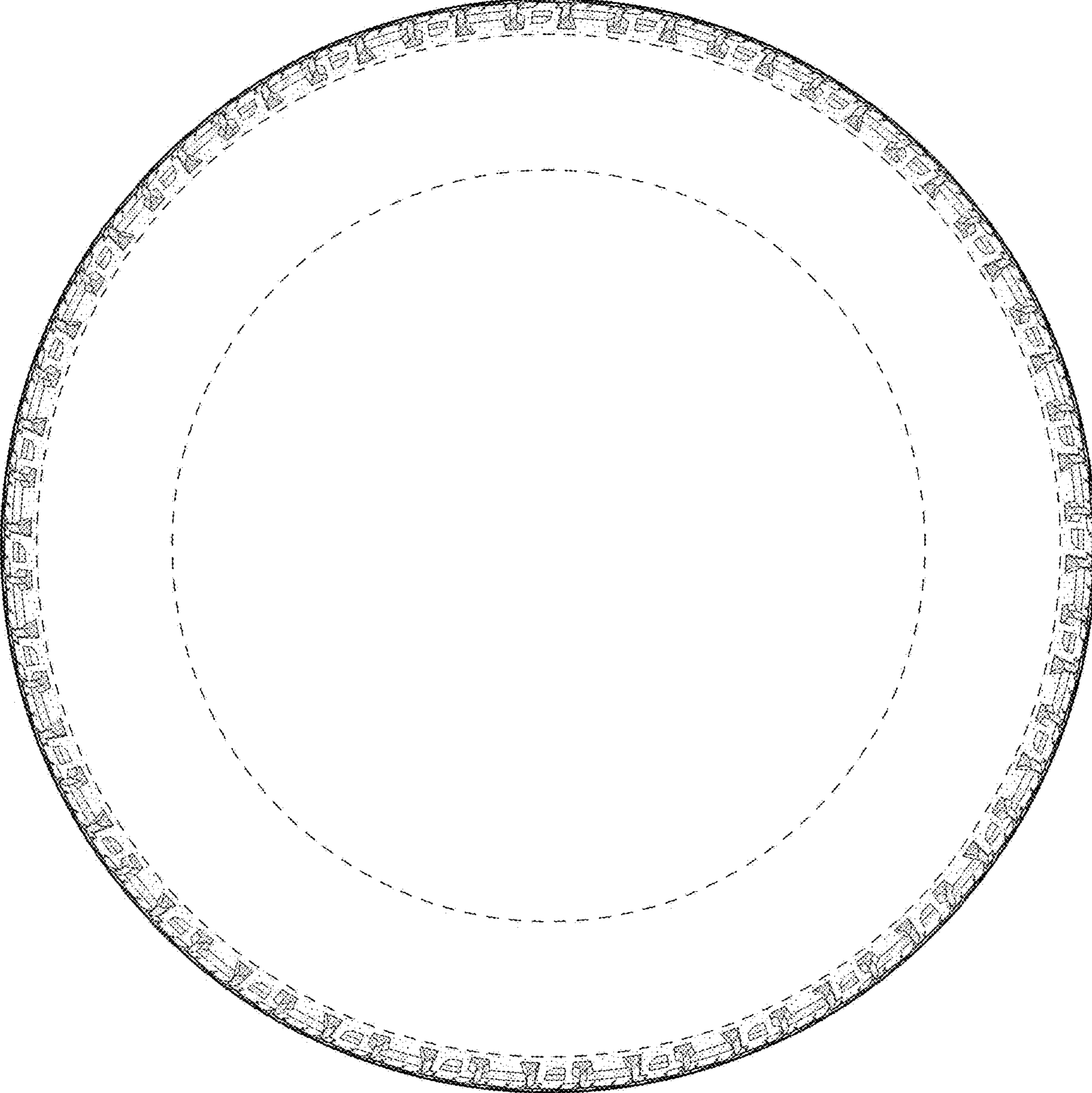


FIG - 3



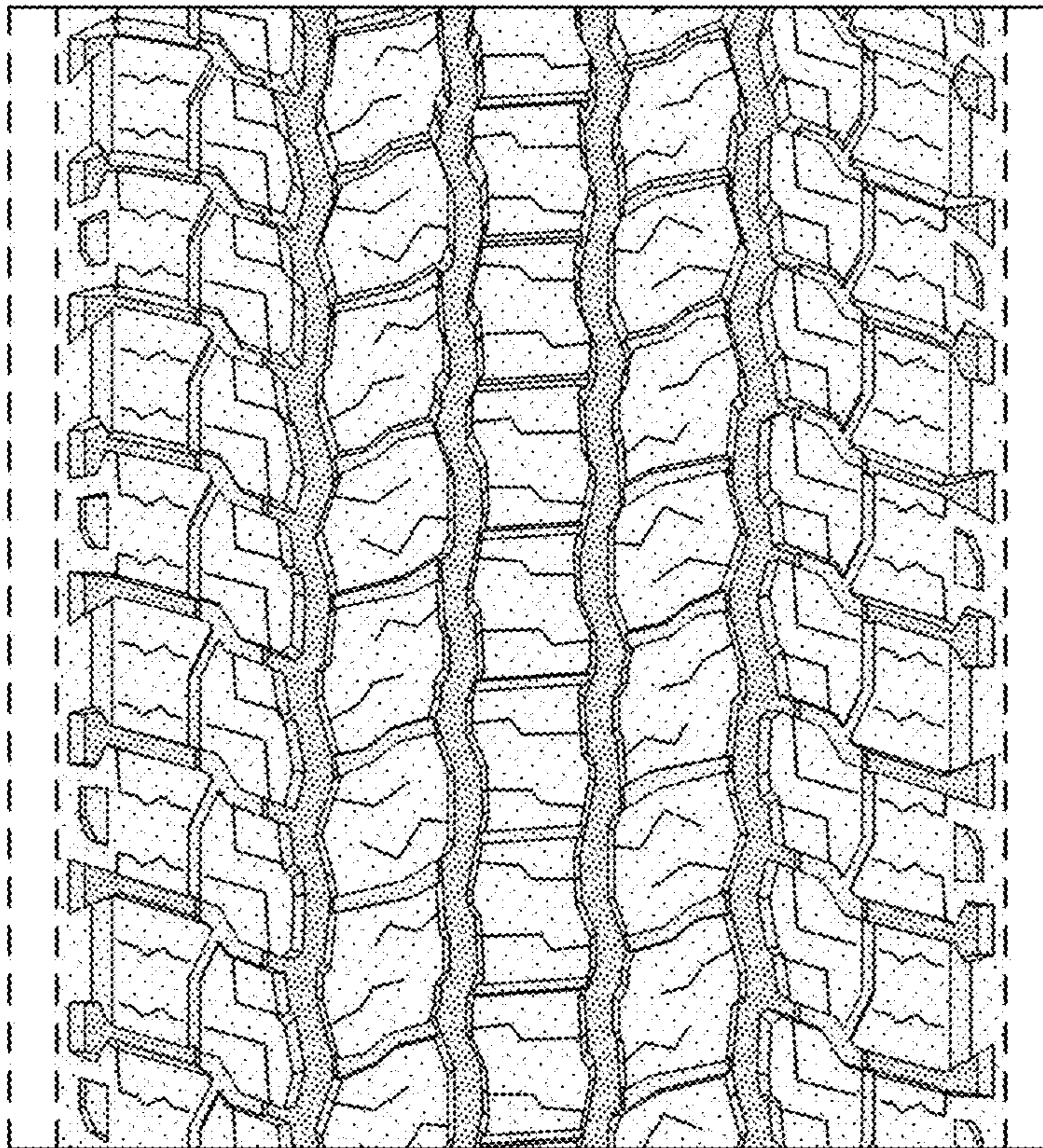


FIG - 4



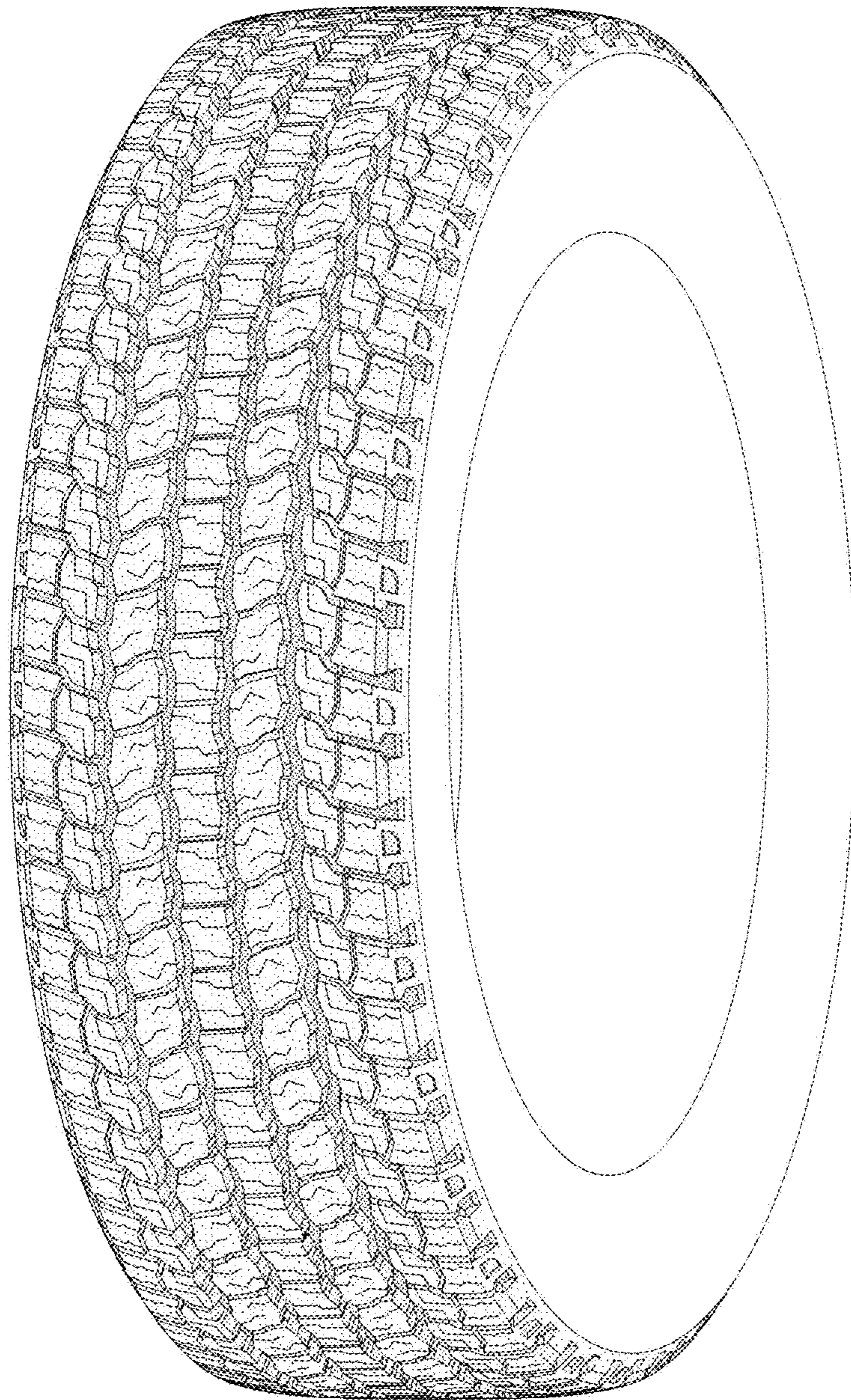


FIG - 5



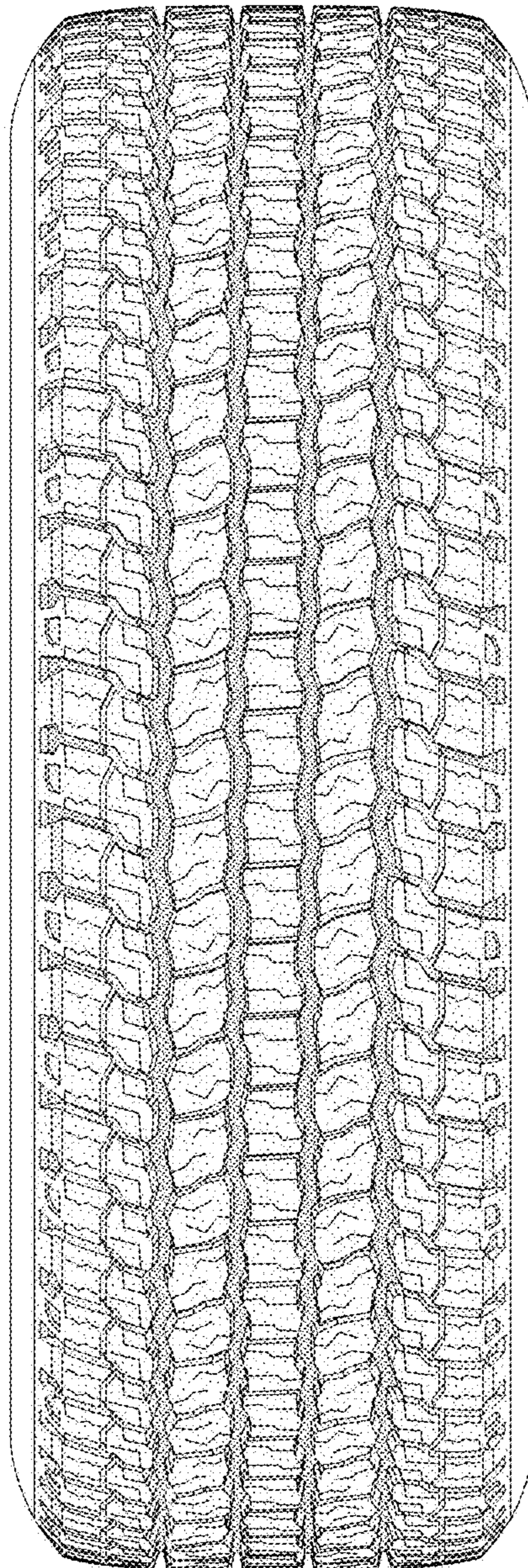


FIG - 6