



US00D944180S

(12) **United States Design Patent** (10) **Patent No.:** **US D944,180 S**
Alamdar (45) **Date of Patent:** **** Feb. 22, 2022**

(54) **SADDLEBAG**
(71) Applicant: **Husnain Alamdar**, Brea, CA (US)
(72) Inventor: **Husnain Alamdar**, Brea, CA (US)
(**) Term: **15 Years**
(21) Appl. No.: **29/749,644**
(22) Filed: **Sep. 8, 2020**
(51) **LOC (13) Cl.** **12-11**
(52) **U.S. Cl.**
USPC **D12/407**
(58) **Field of Classification Search**
USPC D12/407, 409, 410, 114, 110; D3/231,
D3/273
CPC B62J 9/00; B62J 9/001; B62J 9/20; B62J
9/23; B62J 9/26; B62J 7/00; B62J 7/04
See application file for complete search history.

D710,606 S * 8/2014 Alamdar D3/231
D711,093 S * 8/2014 Alamdar D3/231
D715,045 S * 10/2014 Alamdar D3/231
D743,163 S * 11/2015 Alamdar D3/231
D743,325 S * 11/2015 Seo D12/410
D743,696 S * 11/2015 Alamdar D3/231
D806,611 S * 1/2018 Alamdar D12/114
D812,524 S * 3/2018 Alamdar D12/114
D830,056 S * 10/2018 Cunningham D3/231
2004/0164113 A1 * 8/2004 Thomas B62J 9/00
224/413

(56) **References Cited**

U.S. PATENT DOCUMENTS

D130,147 S * 10/1941 Allen D12/409
D152,530 S * 2/1949 Hampel D12/409
D278,225 S * 4/1985 Heiman D12/409
6,223,960 B1 * 5/2001 Powell B62J 9/00
190/125
D460,388 S * 7/2002 Price D12/114
D461,761 S * 8/2002 Monson D12/410
D497,341 S * 10/2004 Hanagan D12/410
D618,612 S * 6/2010 Asao D12/409
D651,965 S * 1/2012 Sanders D12/409
D710,599 S * 8/2014 Alamdar D3/231
D710,600 S * 8/2014 Alamdar D3/231
D710,601 S * 8/2014 Alamdar D3/231
D710,602 S * 8/2014 Alamdar D3/231
D710,603 S * 8/2014 Alamdar D3/231
D710,604 S * 8/2014 Alamdar D3/231
D710,605 S * 8/2014 Alamdar D3/231

OTHER PUBLICATIONS

Suzuki Boulevard S40 Savage LS650 Viking Rave Medium Leather
Motorcycle Saddlebags; Sep. 30, 2020; <https://www.vikingbags.com/vikingbags-raven-medium-double-strap-leather-motorcycle-saddlebags-for-harley-softail-low-rider-s-fxlrs>; 4pgs. (Year: 2020).*

* cited by examiner

Primary Examiner — Michelle E. Wilson
Assistant Examiner — Clese Moore, Jr.

(57) **CLAIM**

The ornamental design for a saddlebag, as shown and described.

DESCRIPTION

FIG. 1 is a front top perspective view of a saddlebag showing my new design;
FIG. 2 is a front elevational view thereof;
FIG. 3 is a rear elevational view thereof;
FIG. 4 is a right side elevational view thereof;
FIG. 5 is a left side elevational view thereof;
FIG. 6 is a bottom plan view thereof;
FIG. 7 is a top plan view thereof; and,
FIG. 8 is a rear top perspective view thereof.

1 Claim, 8 Drawing Sheets






FIG.1




FIG.2




FIG.3



FIG.4




FIG.5




FIG.6




FIG.7



FIG.8