



US00D944174S

(12) **United States Design Patent** (10) **Patent No.:** **US D944,174 S**  
**Swerdloff** (45) **Date of Patent:** **\*\* Feb. 22, 2022**

(54) **WHEEL RIM**  
(71) Applicant: **OE Wheel Distributors, LLC,**  
Sarasota, FL (US)  
(72) Inventor: **Jordan Max Swerdloff,** Sarasota, FL  
(US)  
(73) Assignee: **O.E. WHEEL DISTRIBUTORS,**  
LLC, Sarasota, FL (US)  
(\*\*) Term: **15 Years**  
(21) Appl. No.: **35/510,647**  
(22) Filed: **Aug. 17, 2020**  
(80) **Hague Agreement Data**  
Int. Filing Date: **Aug. 17, 2020**  
Int. Reg. No.: **DM/210912**  
Int. Reg. Date: **Aug. 17, 2020**  
Int. Reg. Pub. Date: **Oct. 30, 2020**  
(51) **LOC (13) Cl.** ..... **12-16**  
(52) **U.S. Cl.**  
USPC ..... **D12/211; D12/209**  
(58) **Field of Classification Search**  
USPC ..... **D12/204-213**  
CPC .... **B60B 1/00; B60B 1/08; B60B 1/10; B60B**  
**1/12; B60B 3/04; B60B 3/06; B60B 3/10;**  
**B60B 3/02; B60B 7/00; B60B 7/01;**  
**B60B 7/02; B60B 7/04; B60B 7/06**  
See application file for complete search history.

(56) **References Cited**  
U.S. PATENT DOCUMENTS  
D536,654 S \* 2/2007 Moruzzi ..... D12/211  
D542,208 S \* 5/2007 Gallert ..... D12/211  
D542,211 S \* 5/2007 Hieke ..... D12/211  
D603,779 S \* 11/2009 Futschik ..... D12/211

D604,221 S \* 11/2009 Krisch ..... D12/211  
D746,210 S \* 12/2015 Dilber ..... D12/211  
D749,485 S \* 2/2016 Gallert ..... D12/211  
D759,559 S \* 6/2016 Mielke ..... D12/209  
D780,664 S \* 3/2017 Gallert ..... D12/211  
D789,865 S \* 6/2017 Giolito ..... D12/211  
D795,154 S \* 8/2017 Hans ..... D12/211  
D803,755 S \* 11/2017 Widua ..... D12/211  
D828,878 S \* 9/2018 Sprowl ..... D21/563  
10,112,436 B2 \* 10/2018 Denmead ..... B60B 3/16  
D842,202 S \* 3/2019 Han ..... D12/209  
D845,862 S \* 4/2019 Kong ..... D12/209  
D855,001 S \* 7/2019 Hodges ..... D12/211  
10,464,369 B1 \* 11/2019 Samuels ..... B60B 11/06  
D876,313 S \* 2/2020 Schmolz ..... D12/211  
D885,293 S \* 5/2020 Gallert ..... D12/211  
D900,698 S \* 11/2020 Chung ..... D12/209  
D908,585 S \* 1/2021 Mukti ..... D12/211  
D915,986 S \* 4/2021 Wachter ..... D12/209  
D928,062 S \* 8/2021 Lesnik ..... D12/209  
D928,683 S \* 8/2021 Tamaki ..... D12/209  
D929,294 S \* 8/2021 Han ..... D12/209  
D931,779 S \* 9/2021 Podlovits ..... D12/209  
D932,409 S \* 10/2021 Burki ..... D12/209

\* cited by examiner

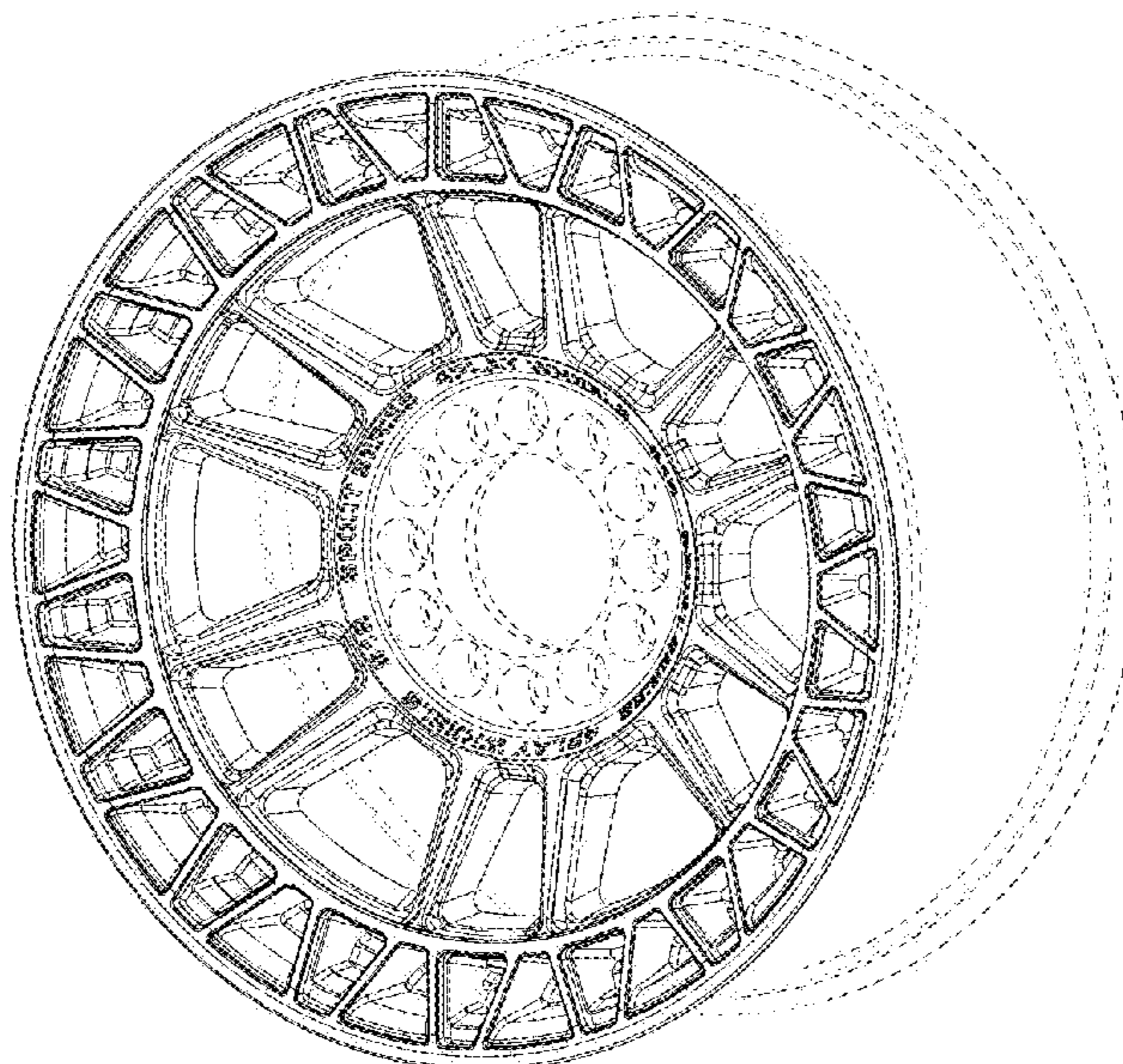
*Primary Examiner* — Darlington Ly  
(74) *Attorney, Agent, or Firm* — Shumaker, Loop &  
Kendrick, LLP

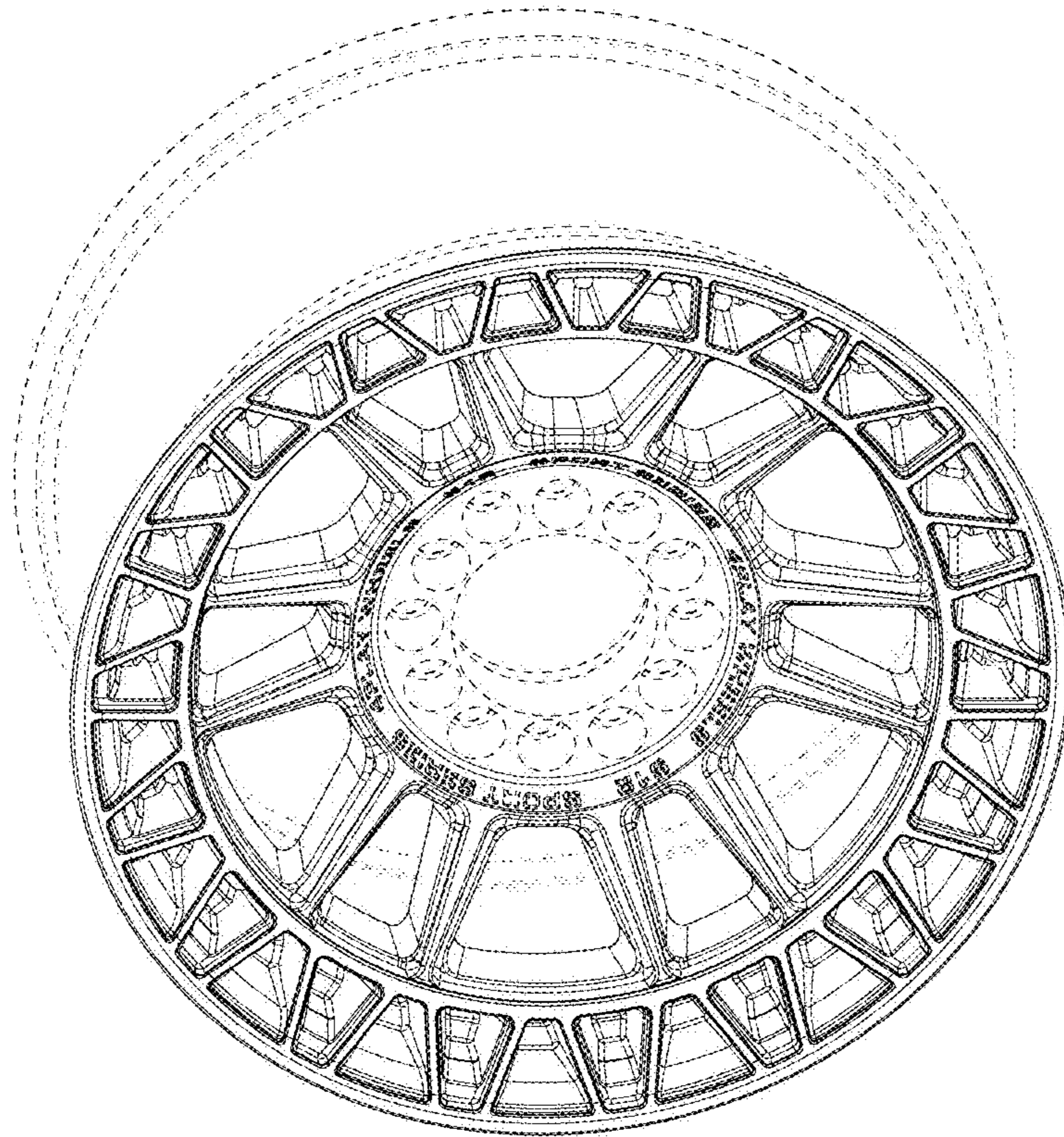
(57) **CLAIM**  
The ornamental design for a wheel rim, as shown and  
described.

**DESCRIPTION**


1. Wheel rim  
1.1 is a perspective view of a wheel rim embodying my new  
design; and  
1.2 is a front elevation view thereof.  
The broken lines in the reproductions illustrate portions of  
the wheel rim that form no part of the claimed design.

**1 Claim, 2 Drawing Sheets**





1.1



1.2