



US00D944152S

(12) **United States Design Patent** (10) **Patent No.:** **US D944,152 S**  
**Diboine et al.** (45) **Date of Patent:** **\*\* Feb. 22, 2022**

(54) **STEERING WHEEL MODULE FOR AUTOMOBILE**

(71) Applicant: **LG ELECTRONICS INC., Seoul (KR)**

(72) Inventors: **Romain Diboine, Seoul (KR); Inkoo Shim, Seoul (KR); Sangmin Park, Seoul (KR)**

(73) Assignee: **LG ELECTRONICS INC., Seoul (KR)**

(\*\*) Term: **15 Years**

(21) Appl. No.: **35/510,024**

(22) Filed: **Feb. 6, 2020**

(80) **Hague Agreement Data**

Int. Filing Date: **Feb. 6, 2020**  
Int. Reg. No.: **DM/207203**  
Int. Reg. Date: **Feb. 6, 2020**  
Int. Reg. Pub. Date: **Aug. 7, 2020**

(30) **Foreign Application Priority Data**

Aug. 29, 2019 (KR) ..... 30-2019-0041495

(51) **LOC (13) Cl.** ..... **12-16**

(52) **U.S. Cl.**  
USPC ..... **D12/176**

(58) **Field of Classification Search**  
USPC ..... D12/175, 176; D14/414; D21/333  
CPC ..... B60R 11/00; B60R 21/203; B60R 21/05;  
B60R 21/2037; B62D 1/04; B62D 1/046;  
B62D 1/06; F16H 59/02; F16H 61/0213  
See application file for complete search history.

(56) **References Cited**

**U.S. PATENT DOCUMENTS**

D606,914 S \* 12/2009 Pohanka ..... D12/174  
7,845,457 B2 \* 12/2010 Baluch ..... B60K 20/06  
180/336

D696,992 S \* 1/2014 Pohanka ..... D12/176  
D707,162 S \* 6/2014 Finney ..... D12/176  
8,875,596 B2 \* 11/2014 Walters ..... F16H 59/02  
74/552  
8,996,260 B2 \* 3/2015 Sata ..... F16H 61/0213  
701/51  
D727,226 S \* 4/2015 Mayerle ..... D12/176  
D756,865 S \* 5/2016 Salome ..... D12/175  
D770,342 S \* 11/2016 Pohanka ..... D12/176  
D784,871 S \* 4/2017 Lee ..... D12/176  
D787,391 S \* 5/2017 Sims ..... D12/177  
D792,299 S \* 7/2017 Manzoni ..... D12/176  
D837,703 S \* 1/2019 Sims ..... D12/177  
D838,218 S \* 1/2019 Sims ..... D12/177

(Continued)

*Primary Examiner* — Darlington Ly

(74) *Attorney, Agent, or Firm* — Birch, Stewart, Kolasch & Birch, LLP

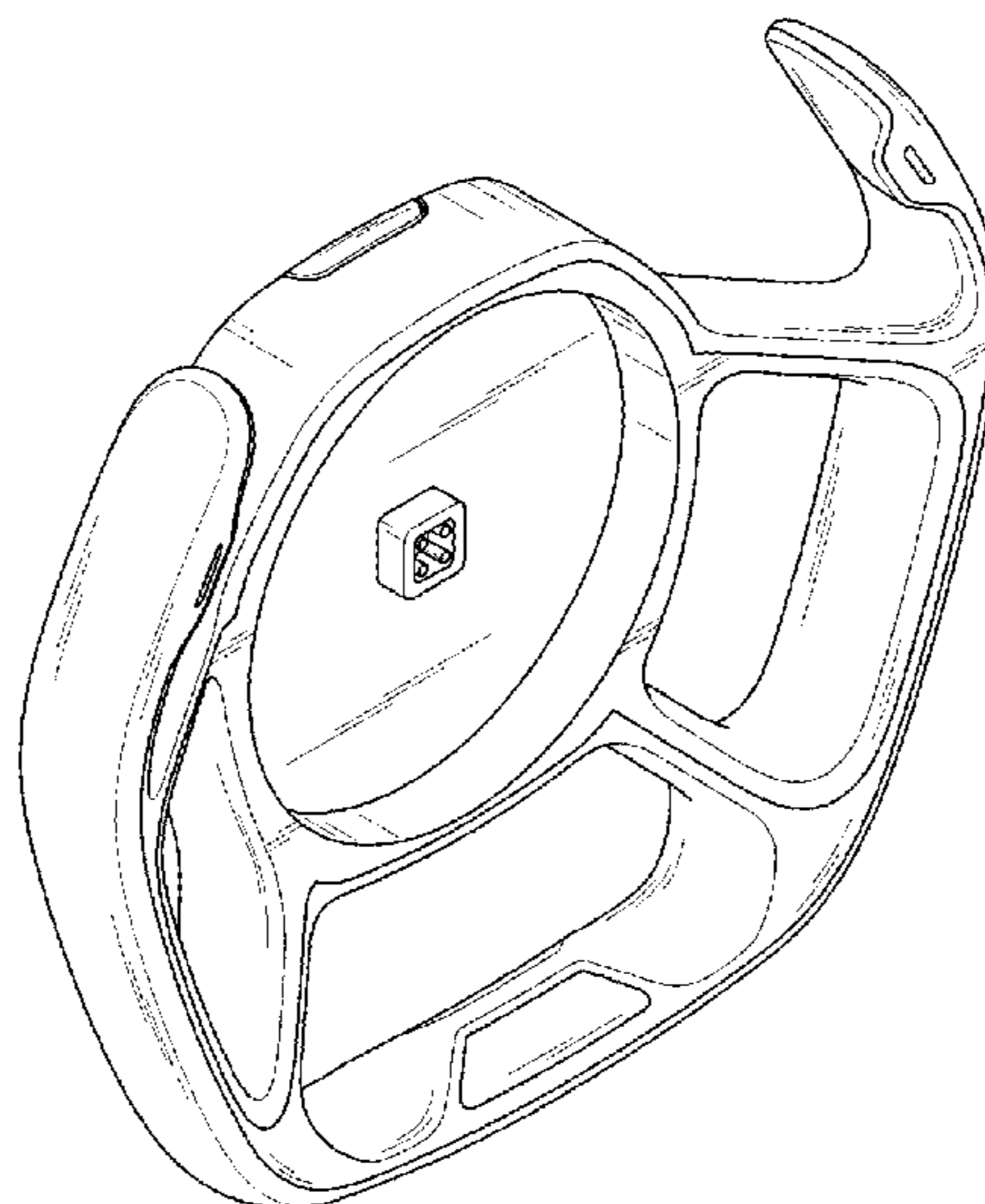
(57) **CLAIM**

The ornamental design for a steering wheel module for automobile, as shown and described.

**DESCRIPTION**

1. Steering wheel module for automobile  
1.1 is a perspective view of a steering wheel module for automobile embodying our new design;  
1.2 is a front elevation view thereof;  
1.3 is a rear elevation view thereof;  
1.4 is a left side elevation view thereof;  
1.5 is a right side elevation view thereof;  
1.6 is a top plan view thereof;  
1.7 is a bottom plan view thereof;  
1.8 is a perspective view thereof in which an exemplary display module is exploded apart; and  
1.9 is a perspective view thereof in which an exemplary display module is attached.  
The broken lines shown in 1.8 and 1.9 depict exemplary environment of the steering wheel module for automobile that forms no part of the claimed design.

**1 Claim, 9 Drawing Sheets**



(56)

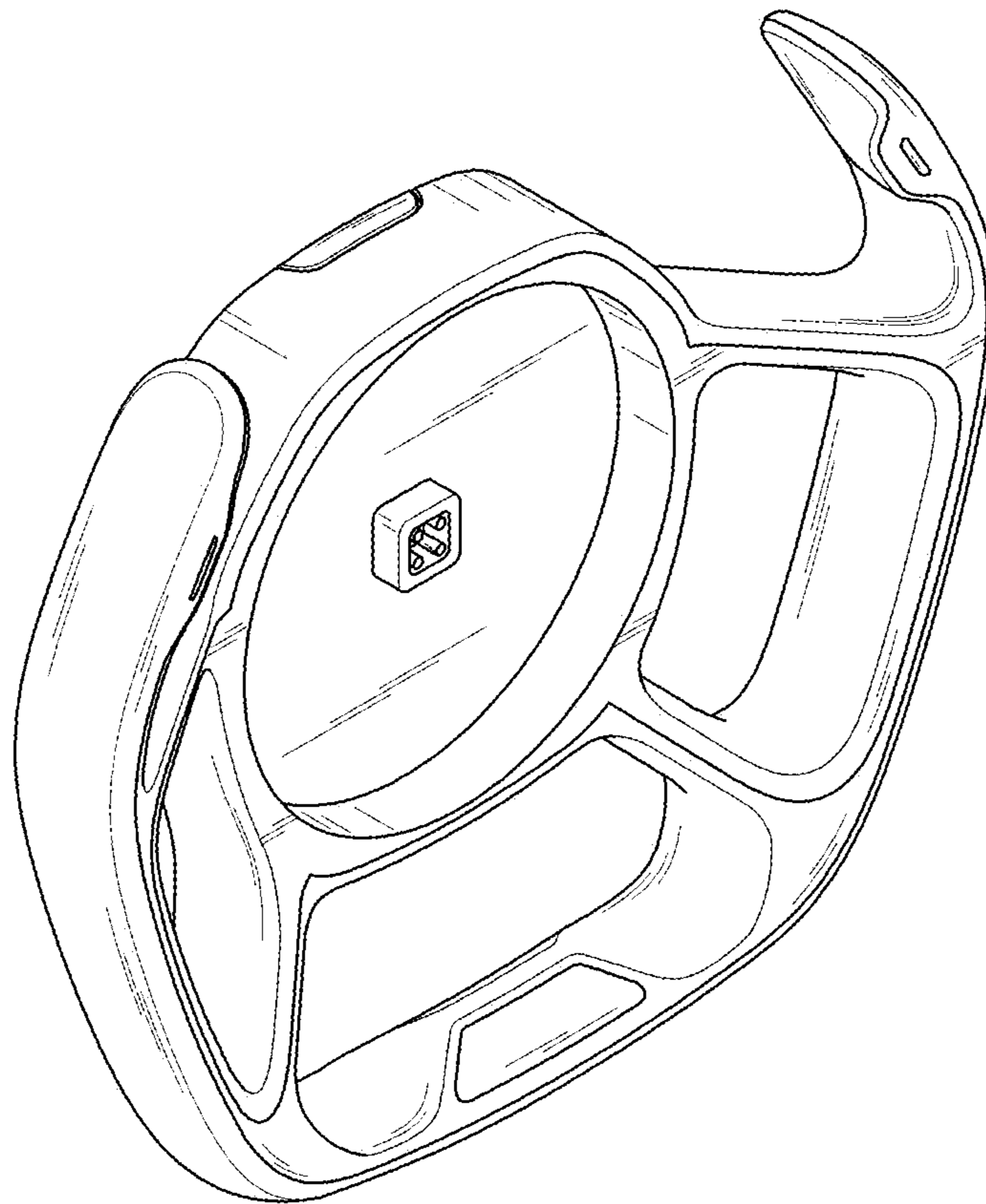
**References Cited**

U.S. PATENT DOCUMENTS

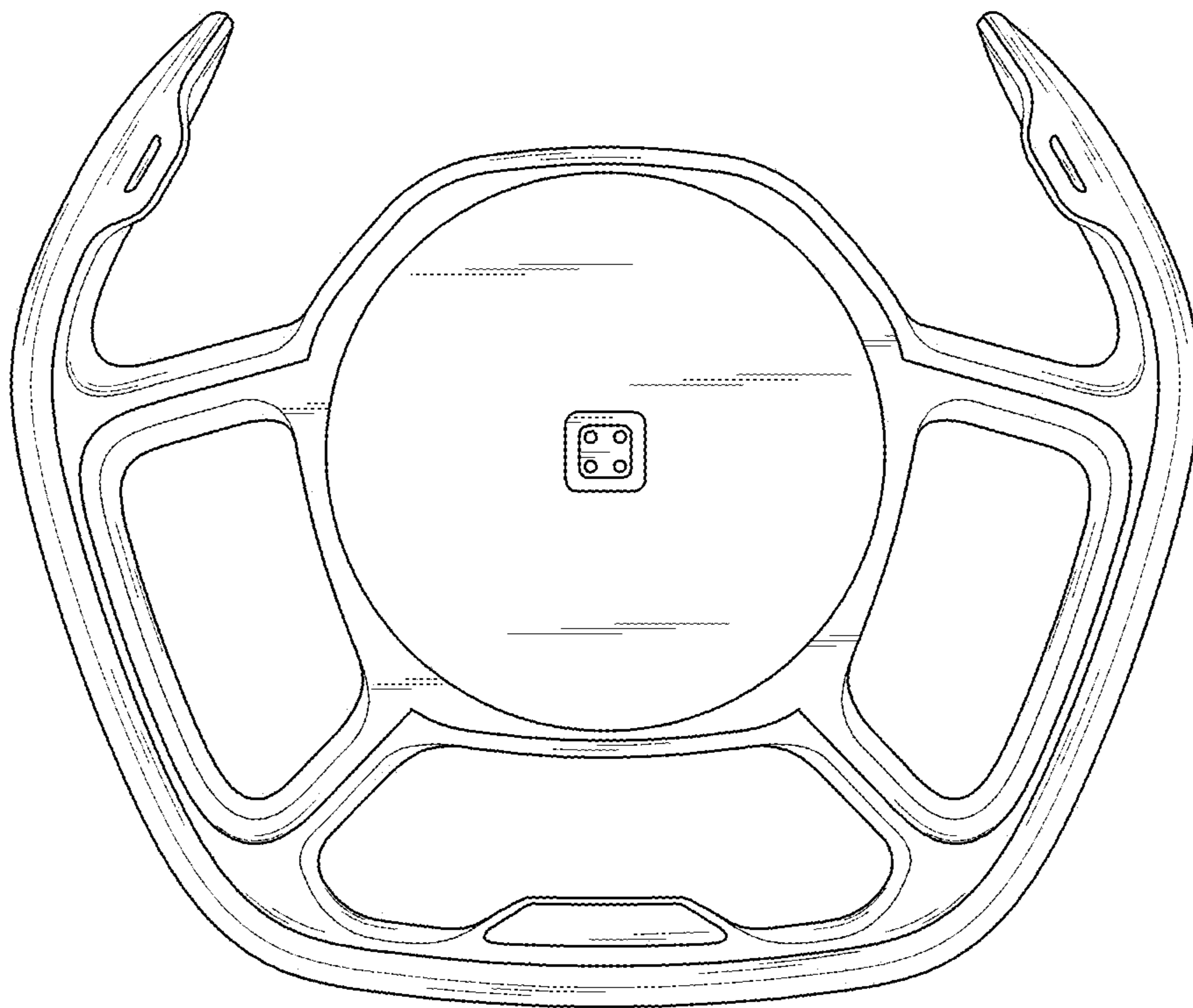
D875,001 S \* 2/2020 Moir ..... D12/176  
10,550,931 B2 \* 2/2020 Adams ..... F16H 59/0204  
D881,089 S \* 4/2020 Sham ..... D12/176  
D893,369 S \* 8/2020 Kafantaris ..... D12/176  
10,843,562 B2 \* 11/2020 Goulet ..... B60K 20/06  
D915,959 S \* 4/2021 Sims ..... D12/177  
11,034,374 B2 \* 6/2021 Banno ..... B60R 21/2037  
D924,757 S \* 7/2021 Yu ..... D12/176  
11,066,092 B2 \* 7/2021 Nonoyama ..... B60R 11/00

\* cited by examiner


1.1



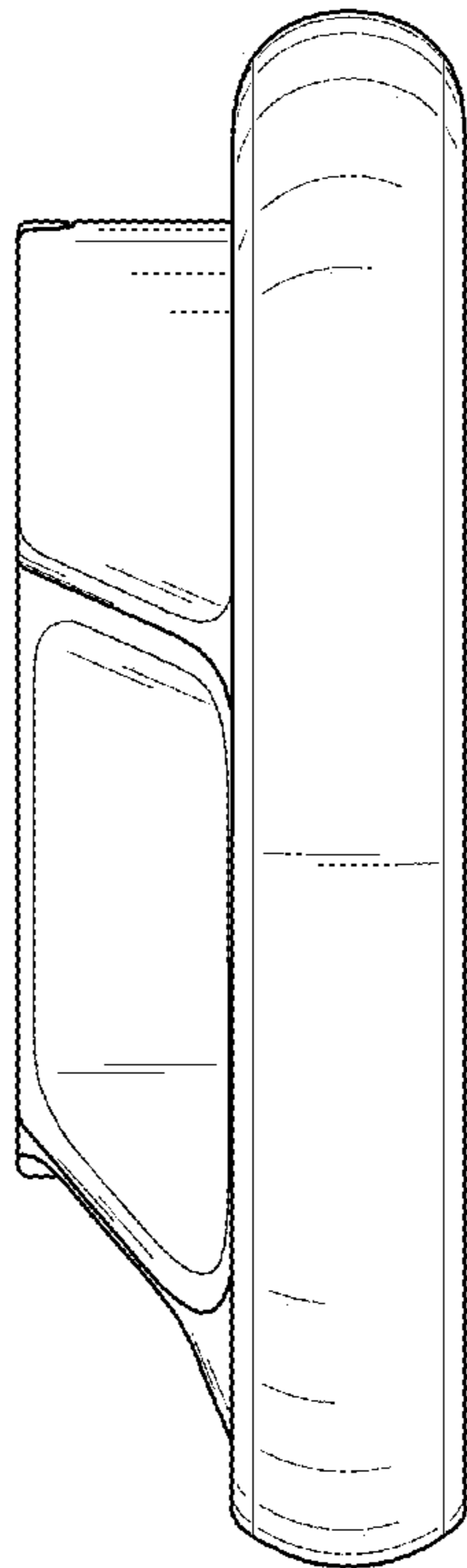
1.2



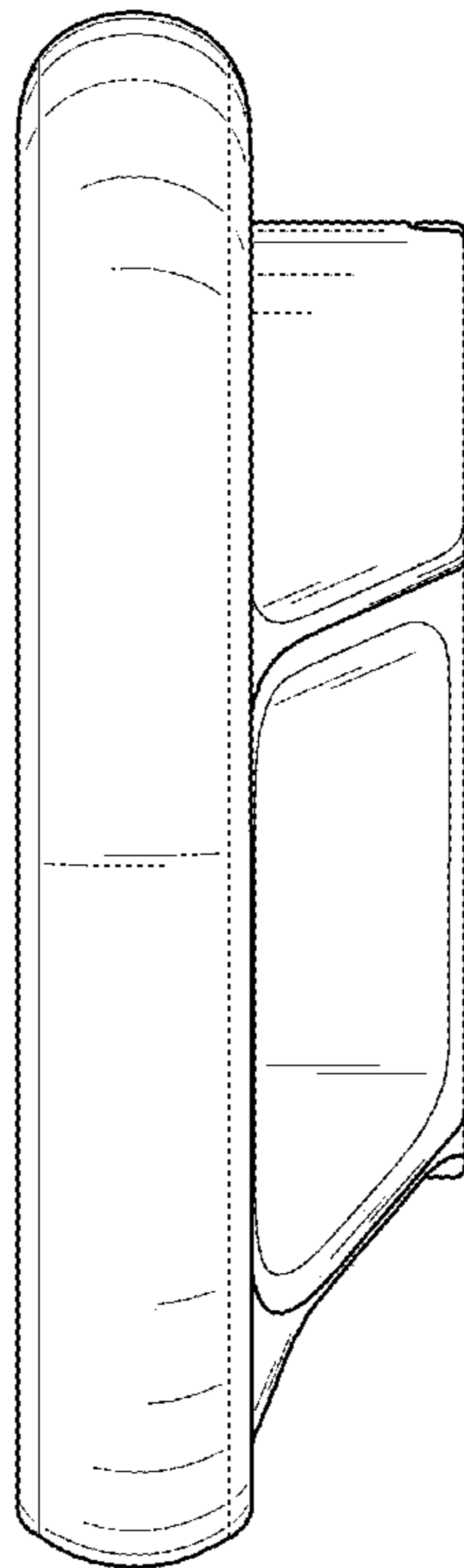
1.3



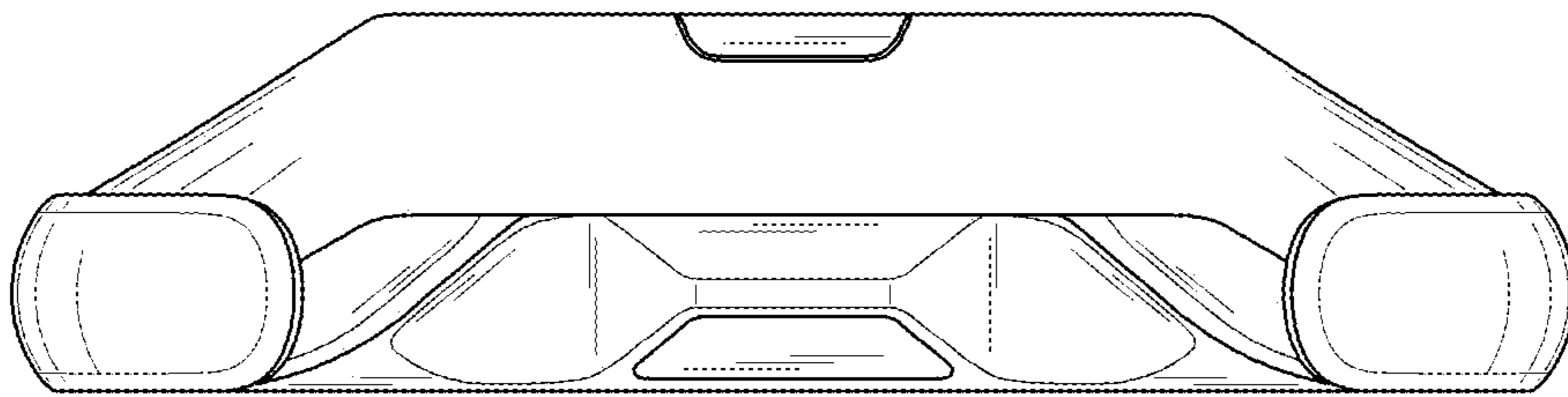
1.4



1.5

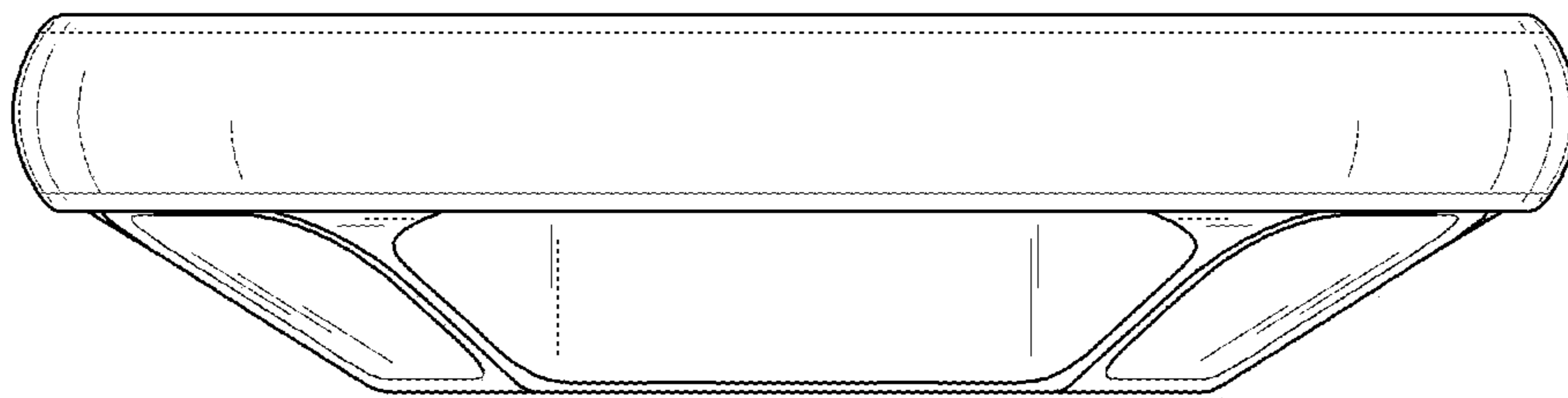


1.6

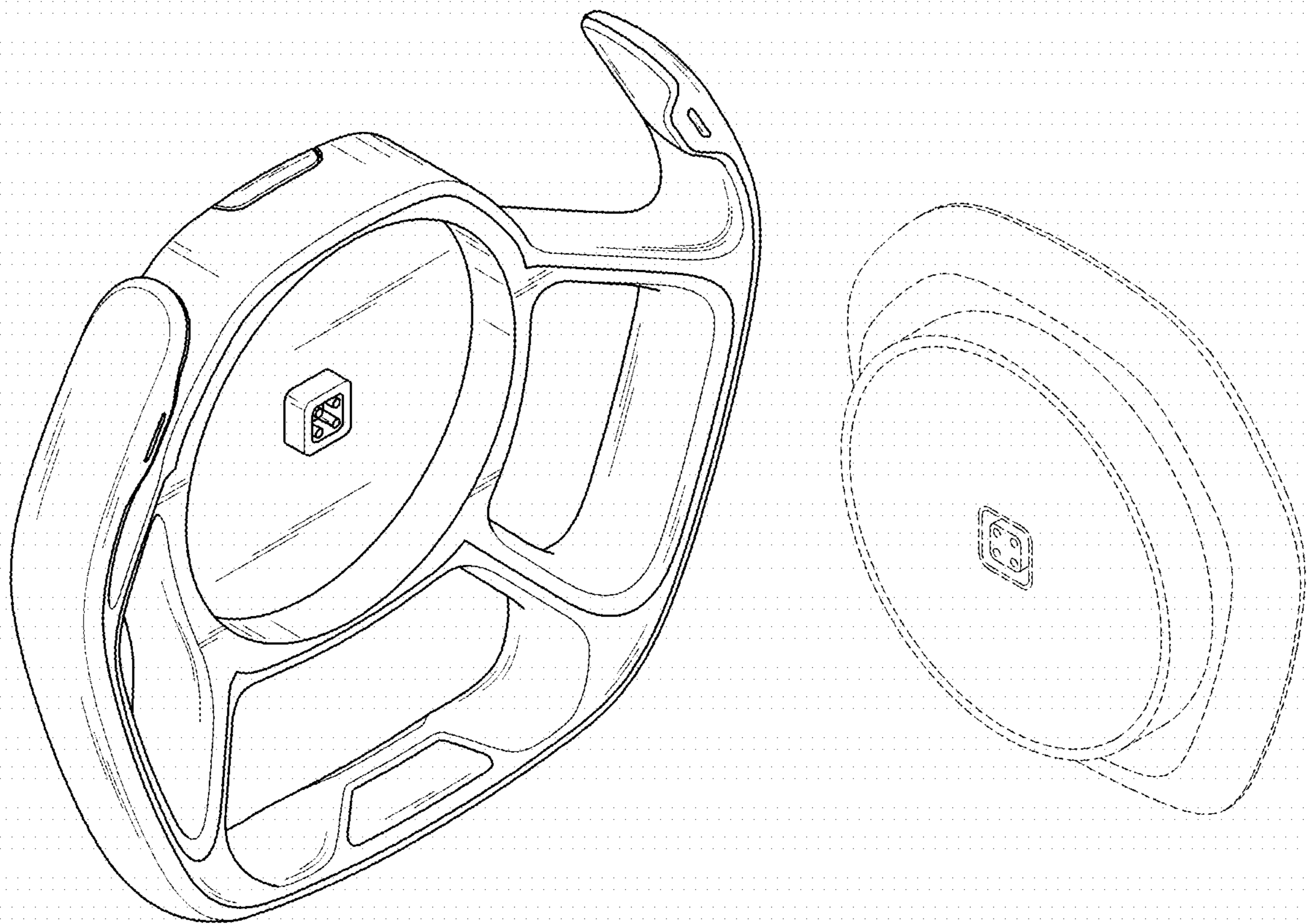




1.7



1.8



1.9

