



US00D944151S

(12) **United States Design Patent** (10) **Patent No.:** **US D944,151 S**
Diboine et al. (45) **Date of Patent:** **** Feb. 22, 2022**

(54) **STEERING WHEEL FOR AUTOMOBILE**

(71) Applicant: **LG ELECTRONICS INC.**, Seoul (KR)

(72) Inventors: **Romain Diboine**, Seoul (KR); **Inkoo Shim**, Seoul (KR); **Sangmin Park**, Seoul (KR)

(73) Assignee: **LG ELECTRONICS INC.**, Seoul (KR)

(**) Term: **15 Years**

(21) Appl. No.: **35/510,022**

(22) Filed: **Feb. 6, 2020**

(80) **Hague Agreement Data**

Int. Filing Date: **Feb. 6, 2020**
Int. Reg. No.: **DM/206222**
Int. Reg. Date: **Feb. 6, 2020**
Int. Reg. Pub. Date: **Aug. 7, 2020**

(30) **Foreign Application Priority Data**

Aug. 29, 2019 (KR) 30-2019-0041496

(51) **LOC (13) Cl.** **12-16**

(52) **U.S. Cl.**
USPC **D12/176**

(58) **Field of Classification Search**
USPC D12/175, 176; D14/414; D21/333
CPC B60R 11/00; B60R 21/203; B60R 21/05;
B60R 21/2037; B62D 1/04; F16H 59/02;
F16H 61/0213

See application file for complete search history.

(56) **References Cited**

U.S. PATENT DOCUMENTS

D606,914 S * 12/2009 Pohanka D12/174
7,845,457 B2 * 12/2010 Baluch B60K 20/06
180/336

D696,992 S * 1/2014 Pohanka D12/176
D707,162 S * 6/2014 Finney D12/176
8,875,596 B2 * 11/2014 Walters F16H 59/02
74/552
8,996,260 B2 * 3/2015 Sata F16H 61/0213
701/51
D727,226 S * 4/2015 Mayerle D12/176
D756,865 S * 5/2016 Salome D12/175
D770,342 S * 11/2016 Pohanka D12/176
D784,871 S * 4/2017 Lee D12/176
D787,391 S * 5/2017 Sims D12/177
D792,299 S * 7/2017 Manzoni D12/176
D837,703 S * 1/2019 Sims D12/177
D838,218 S * 1/2019 Sims D12/177
D875,001 S * 2/2020 Moir D12/176
10,550,931 B2 * 2/2020 Adams F16H 59/0204
D881,089 S * 4/2020 Sham D12/176
D893,369 S * 8/2020 Kafantaris D12/176

(Continued)

Primary Examiner — Darlington Ly

(74) *Attorney, Agent, or Firm* — Birch, Stewart, Kolasch & Birch, LLP

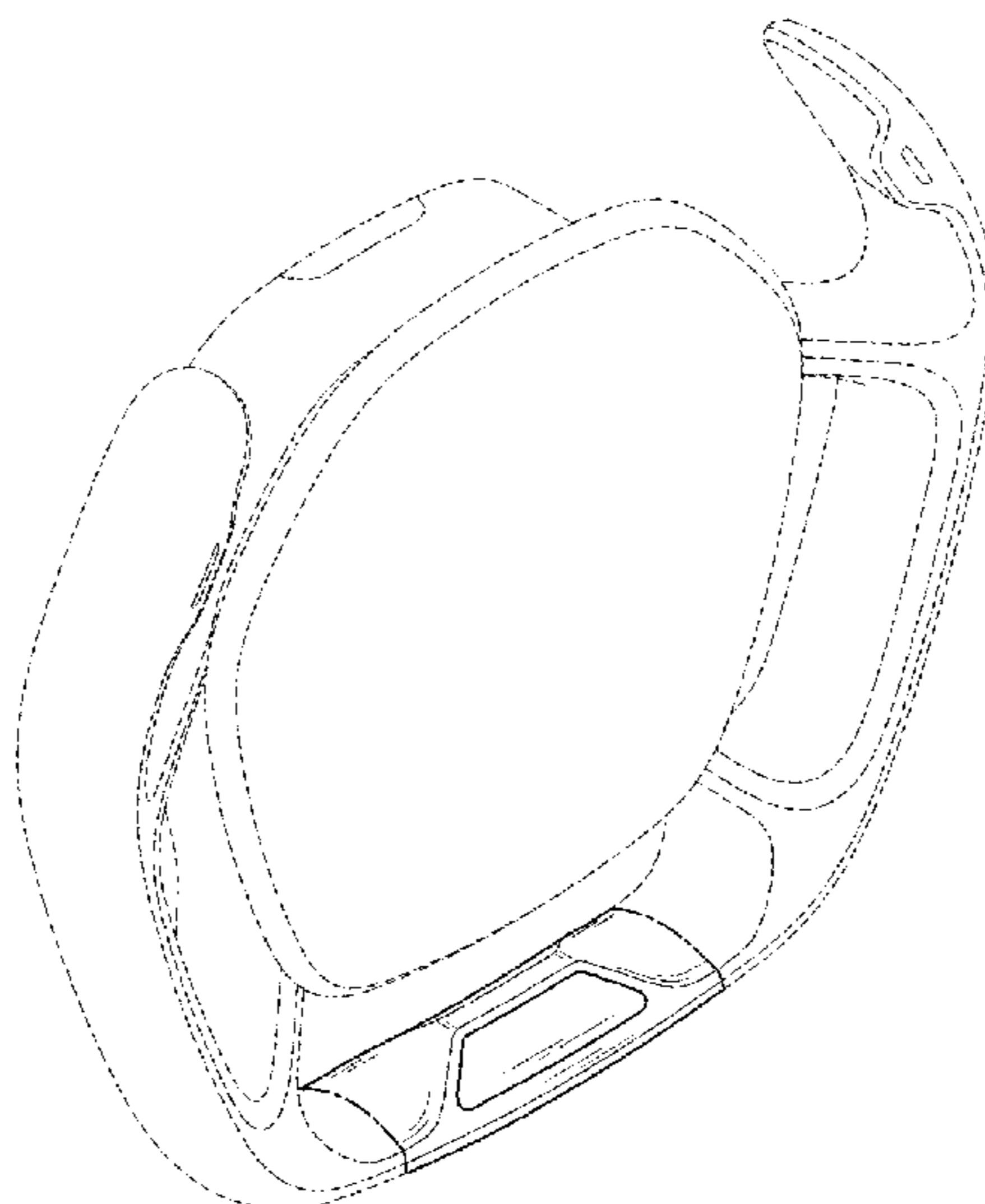
(57) **CLAIM**

The ornamental design for a steering wheel for automobile, as shown and described.

DESCRIPTION

1. Steering wheel for automobile
1.1 is a perspective view of a steering wheel for automobile embodying our new design;
1.2 is a front elevation view thereof;
1.3 is a rear elevation view thereof;
1.4 is a left side elevation view thereof;
1.5 is a right side elevation view thereof;
1.6 is a top plan view thereof;
1.7 is a bottom plan view thereof; and
1.8 is a partial front perspective view of the steering wheel for an automobile while in a state of use.
The parts shown by means of broken lines in the reproductions are not part of the claimed design.

1 Claim, 8 Drawing Sheets



(56)

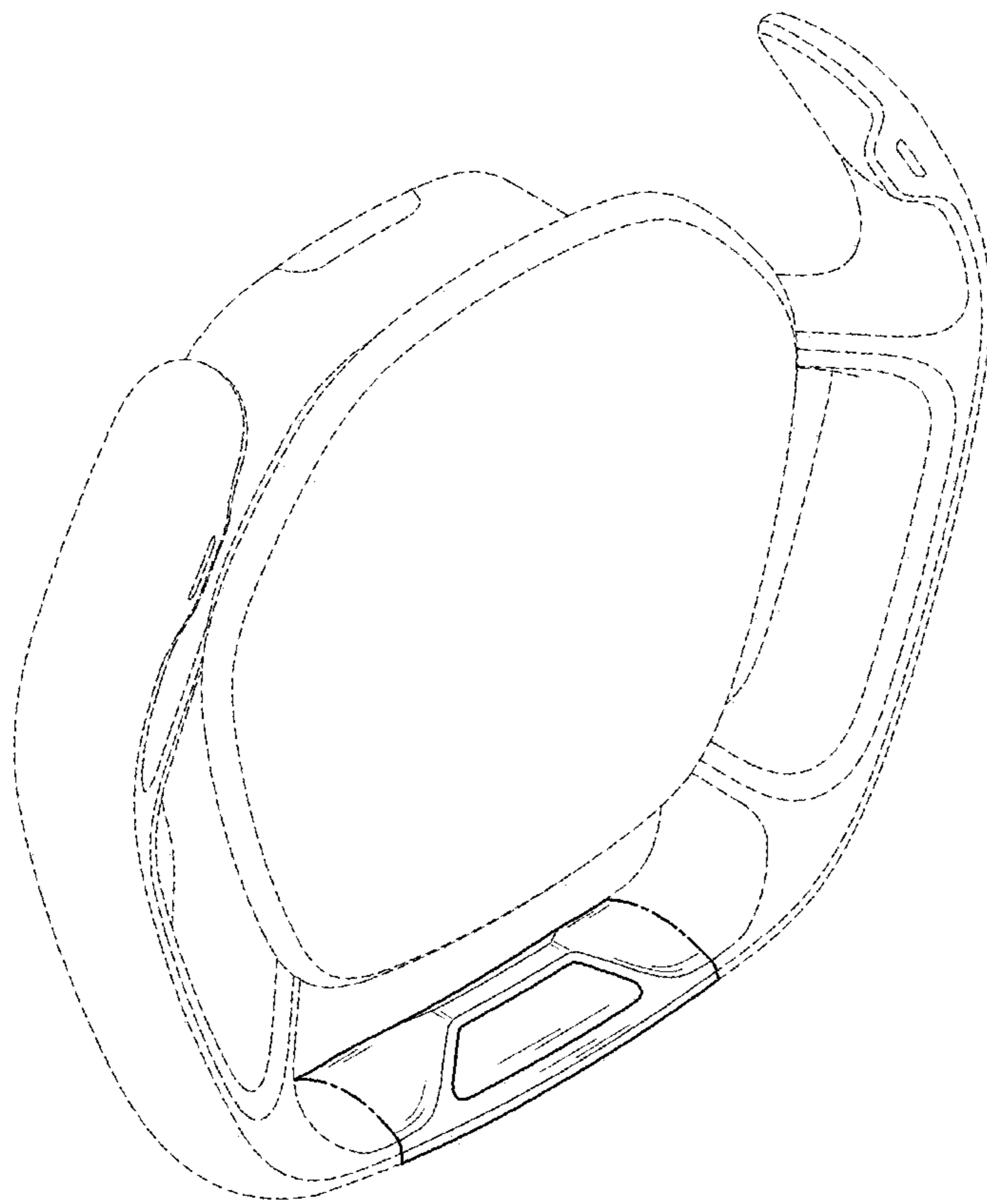
References Cited

U.S. PATENT DOCUMENTS

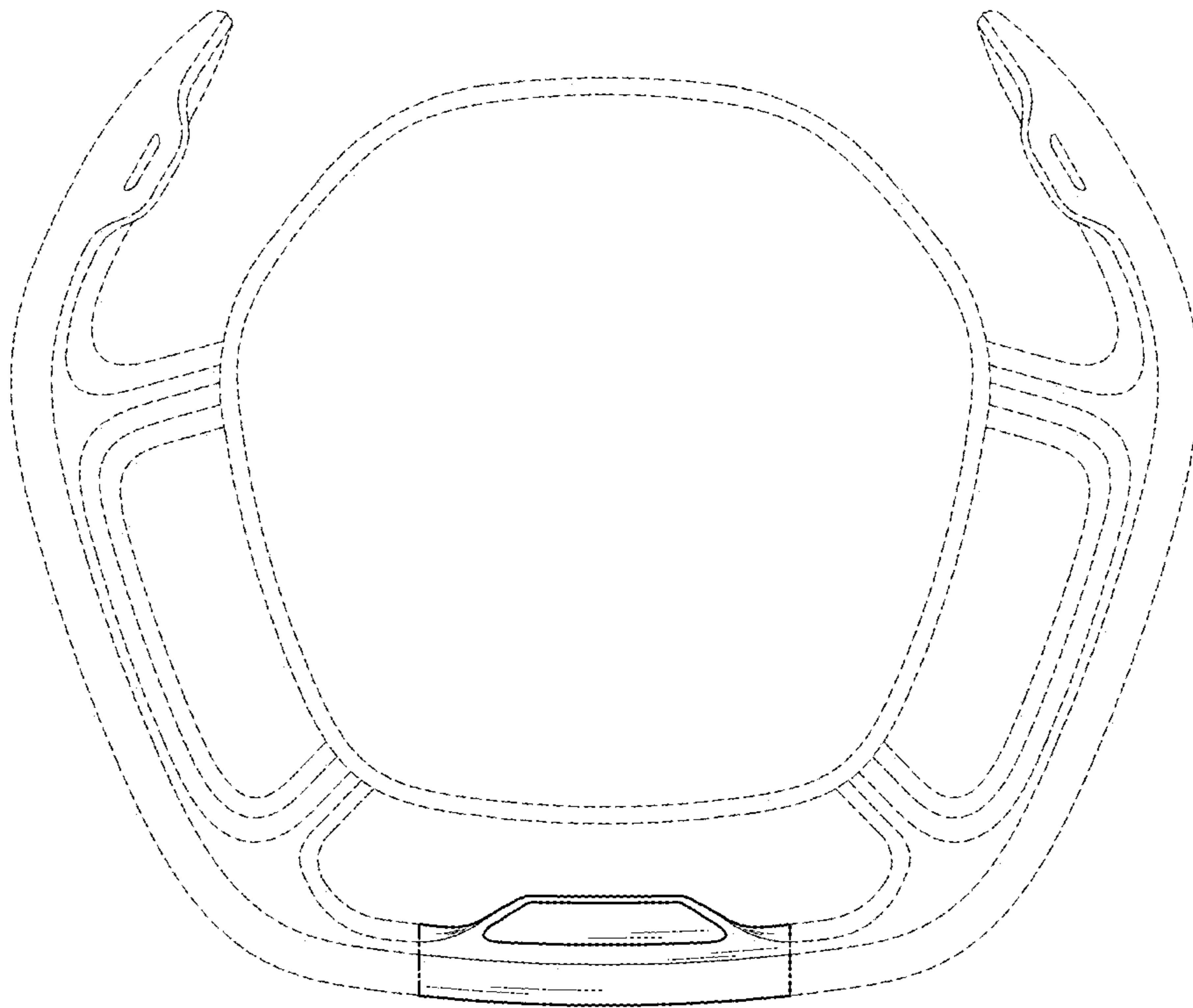
10,843,562 B2 * 11/2020 Goulet B60K 20/06
D915,959 S * 4/2021 Sims D12/177
11,034,374 B2 * 6/2021 Banno B60R 21/2037
D924,757 S * 7/2021 Yu D12/176
11,066,092 B2 * 7/2021 Nonoyama B60R 11/00

* cited by examiner

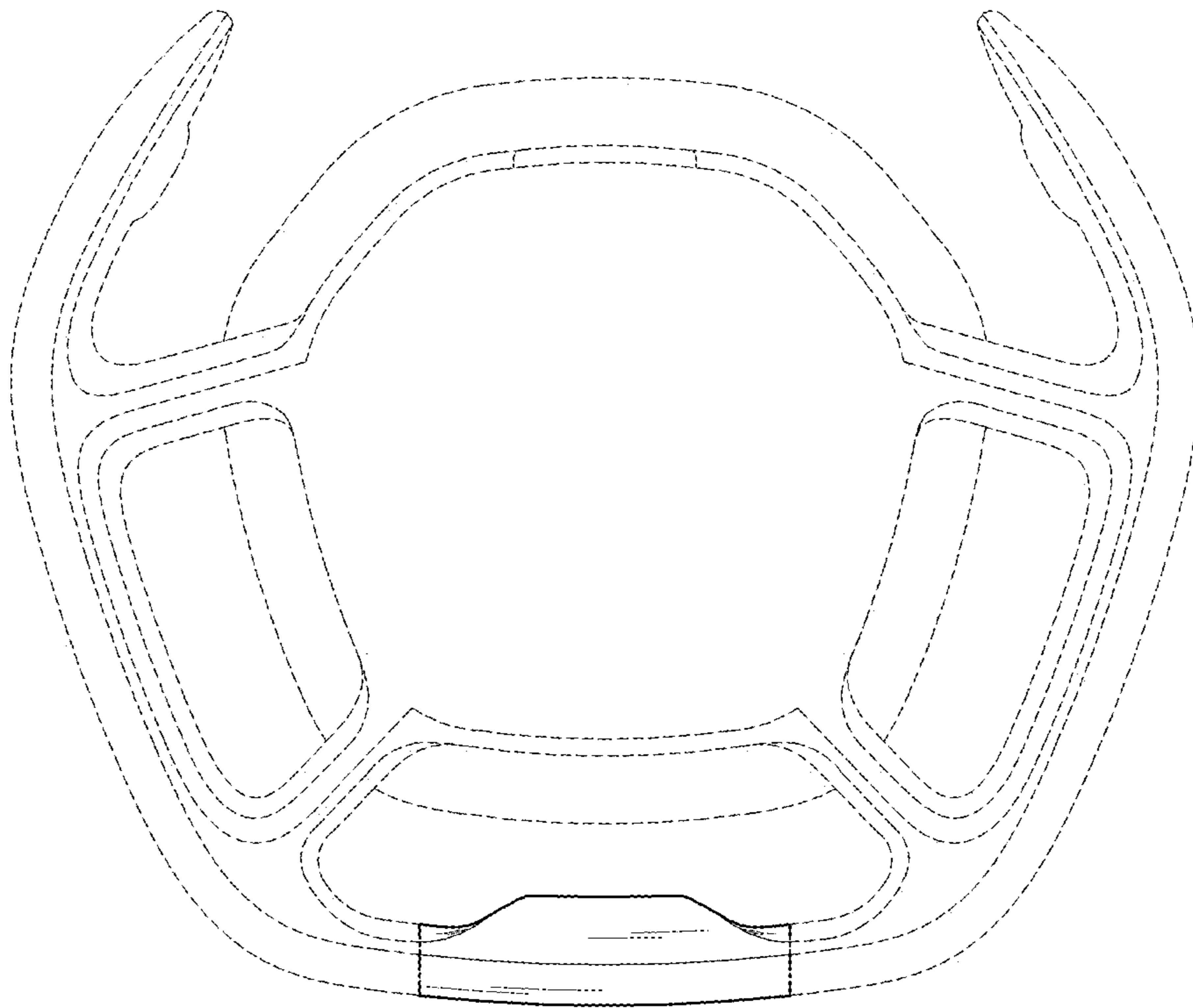
1.1



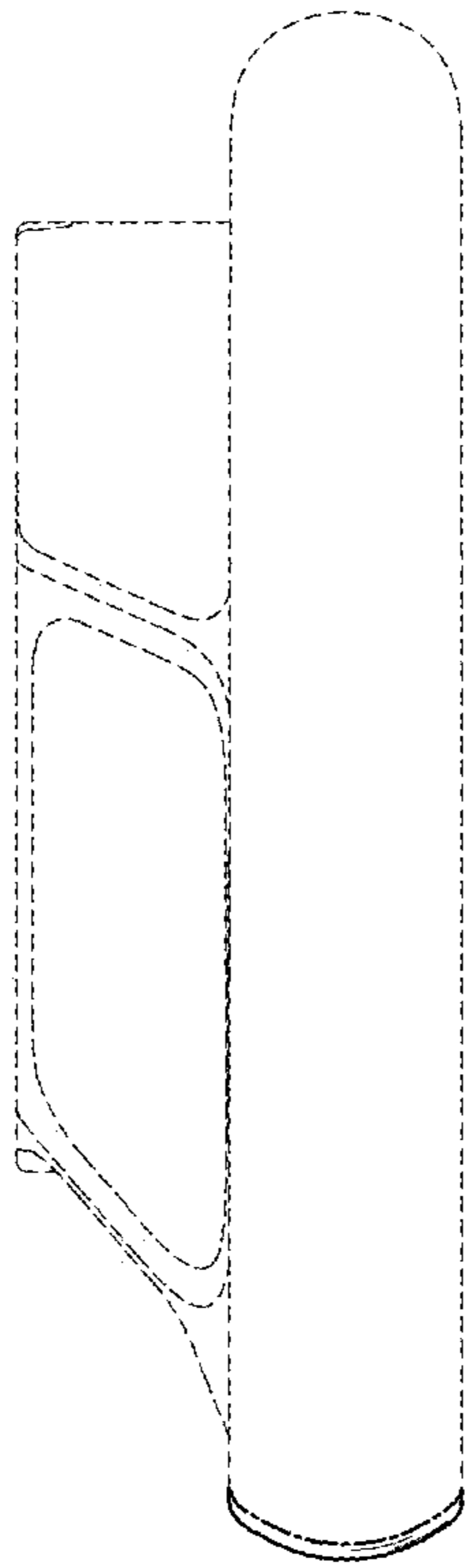
1.2



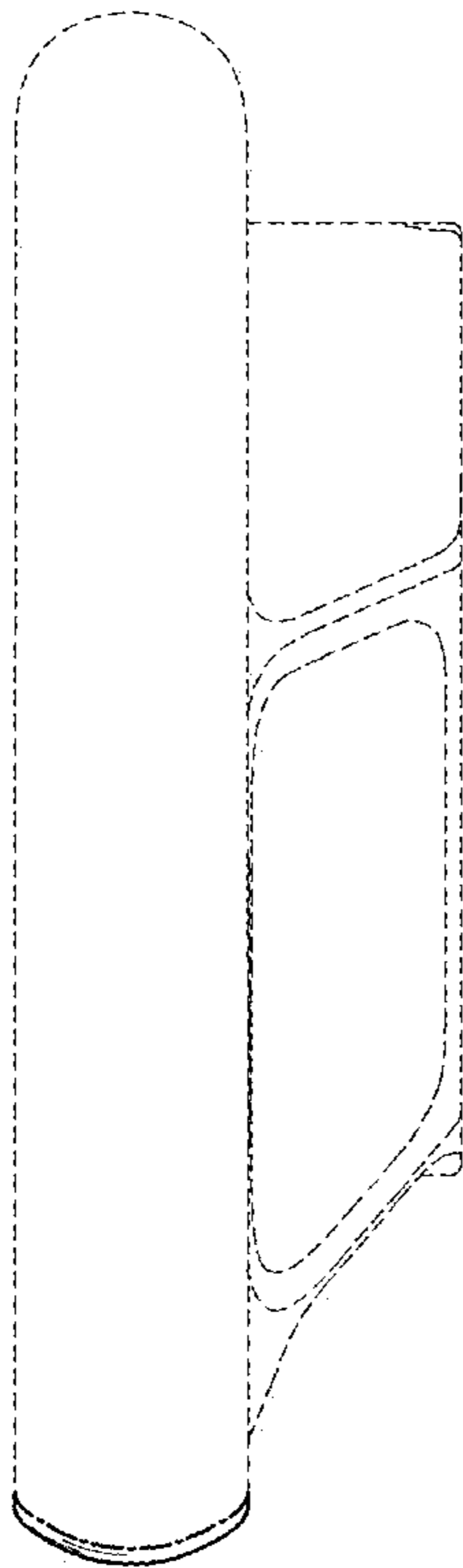
1.3



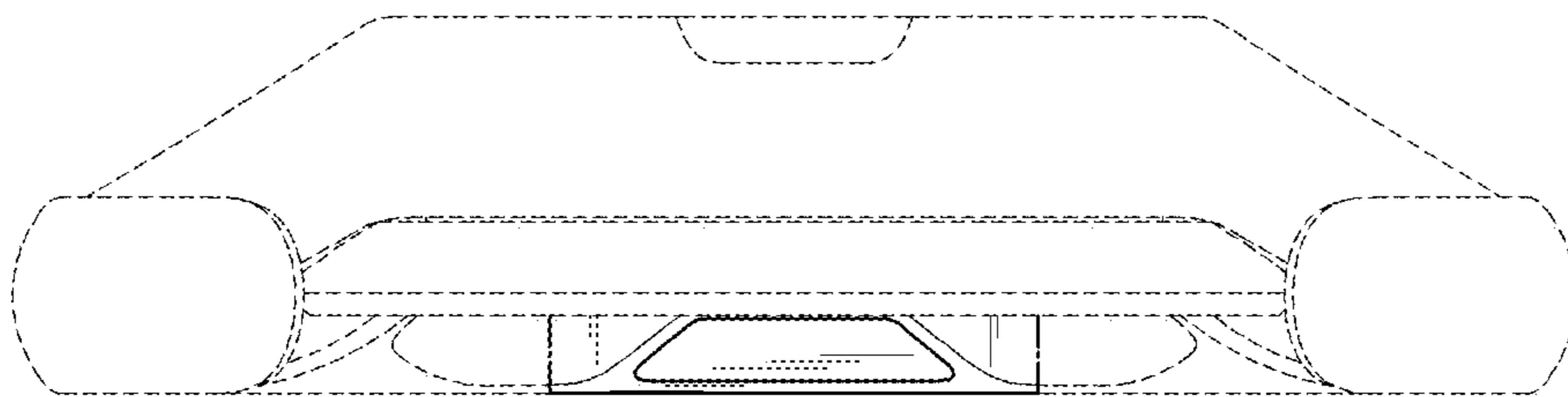
1.4



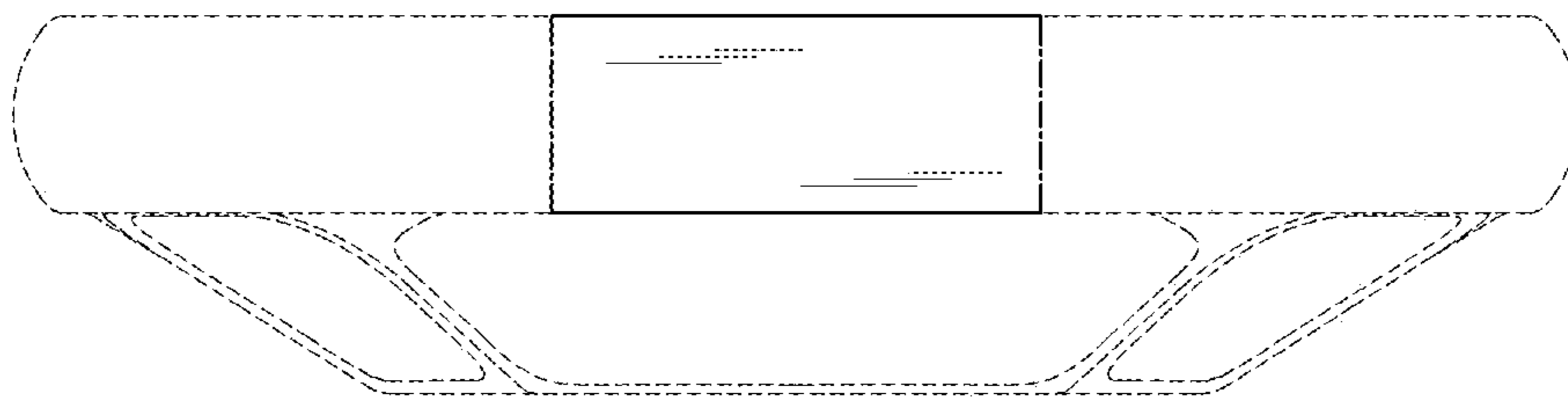
1.5



1.6



1.7



1.8

