



US00D944148S

(12) **United States Design Patent**  
**Diboine et al.**

(10) **Patent No.:** **US D944,148 S**  
(45) **Date of Patent:** **\*\* Feb. 22, 2022**

(54) **STEERING WHEEL WITH MODULE FOR  
AUTOMOBILE**

(71) Applicant: **LG ELECTRONICS INC.**, Seoul  
(KR)

(72) Inventors: **Romain Diboine**, Seoul (KR); **Inkoo  
Shim**, Seoul (KR); **Sangmin Park**,  
Seoul (KR)

(73) Assignee: **LG ELECTRONICS INC.**, Seoul  
(KR)

(\*\*) Term: **15 Years**

(21) Appl. No.: **35/509,997**

(22) Filed: **Feb. 6, 2020**

(80) **Hague Agreement Data**

Int. Filing Date: **Feb. 6, 2020**

Int. Reg. No.: **DM/207237**

Int. Reg. Date: **Feb. 6, 2020**

Int. Reg. Pub. Date: **Aug. 7, 2020**

(30) **Foreign Application Priority Data**

Aug. 29, 2019 (KR) ..... 30-2019-0041494

(51) **LOC (13) Cl.** ..... **12-16**

(52) **U.S. Cl.**  
USPC ..... **D12/176**

(58) **Field of Classification Search**  
USPC ..... D12/175, 176; D14/414; D21/333  
CPC ..... B60R 11/00; B60R 21/203; B60R 21/05;  
B60R 21/2037; B62D 1/04; B62D 1/046;  
B62D 1/06; F16H 59/02; F16H 61/0213  
See application file for complete search history.

(56) **References Cited**

**U.S. PATENT DOCUMENTS**

D606,914 S \* 12/2009 Pohanka ..... D12/174  
7,845,457 B2 \* 12/2010 Baluch ..... B60K 20/06  
180/336

D696,992 S \* 1/2014 Pohanka ..... D12/176  
D707,162 S \* 6/2014 Finney ..... D12/176  
8,875,596 B2 \* 11/2014 Walters ..... F16H 59/02  
74/552  
8,996,260 B2 \* 3/2015 Sata ..... F16H 61/0213  
701/51  
D727,226 S \* 4/2015 Mayerle ..... D12/176  
D756,865 S \* 5/2016 Salome ..... D12/175  
D770,342 S \* 11/2016 Pohanka ..... D12/176  
D784,871 S \* 4/2017 Lee ..... D12/176  
D787,391 S \* 5/2017 Sims ..... D12/177  
D792,299 S \* 7/2017 Manzoni ..... D12/176  
D837,703 S \* 1/2019 Sims ..... D12/177  
D838,218 S \* 1/2019 Sims ..... D12/177  
D875,001 S \* 2/2020 Moir ..... D12/176  
10,550,931 B2 \* 2/2020 Adams ..... F16H 59/0204

(Continued)

*Primary Examiner* — Darlington Ly

(74) *Attorney, Agent, or Firm* — Birch, Stewart, Kolasch  
& Birch, LLP

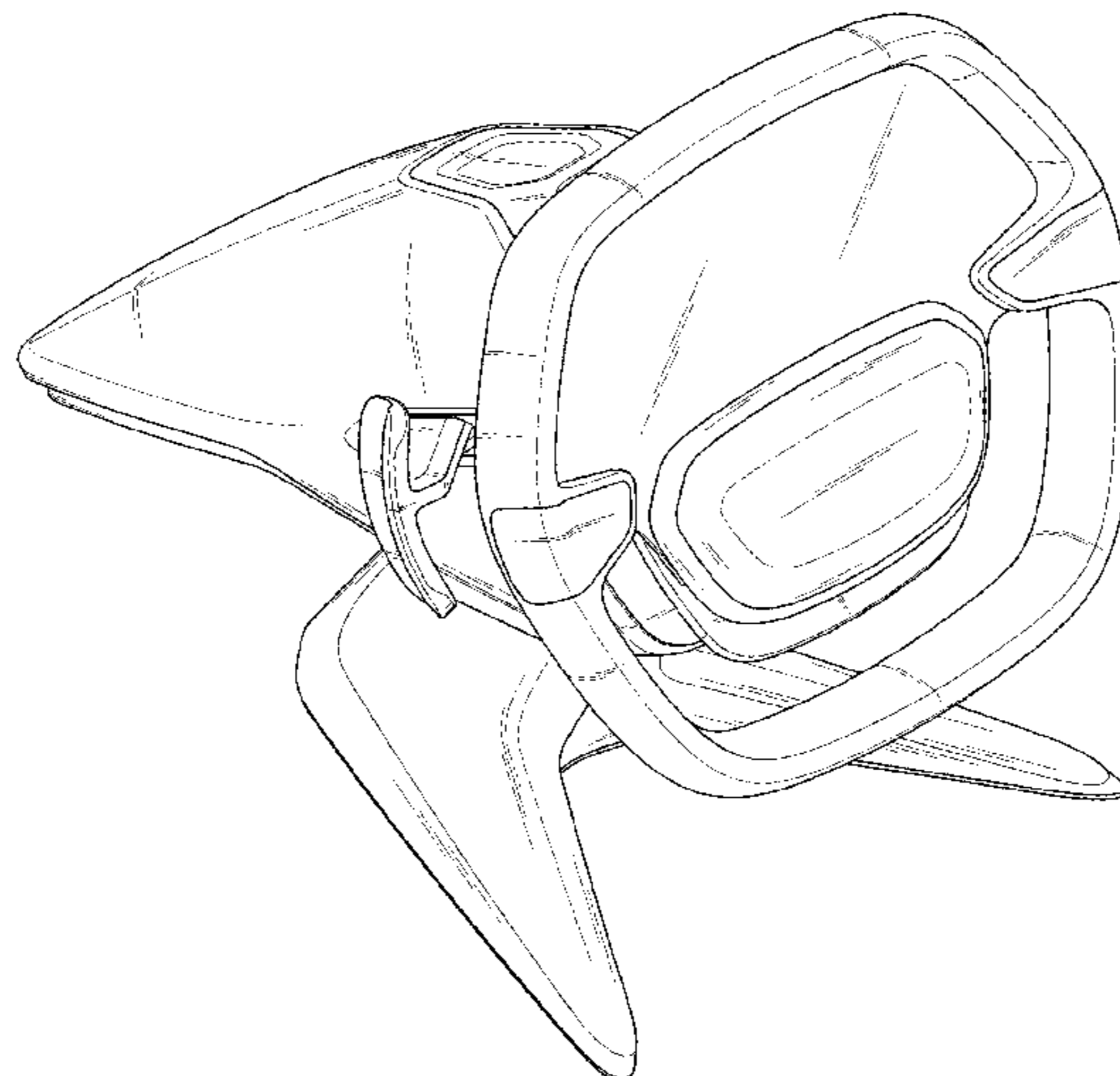
(57) **CLAIM**

The ornamental design for a steering wheel with module for  
automobile, as shown and described.

**DESCRIPTION**

1. Steering wheel with module for automobile  
1.1 is a perspective view of a steering wheel with module for  
automobile embodying our new design;  
1.2 is a front elevation view thereof;  
1.3 is a rear elevation view thereof;  
1.4 is a left side elevation view thereof;  
1.5 is a right side elevation view thereof;  
1.6 is a top plan view thereof;  
1.7 is a bottom plan view thereof; and  
1.8 is a front elevation view thereof in which an exemplary  
graphical user interface is displayed on its screen and  
represents a state of use.  
The parts shown by means of broken lines in the reproduc-  
tions are not part of the claimed design.

**1 Claim, 8 Drawing Sheets**



(56)

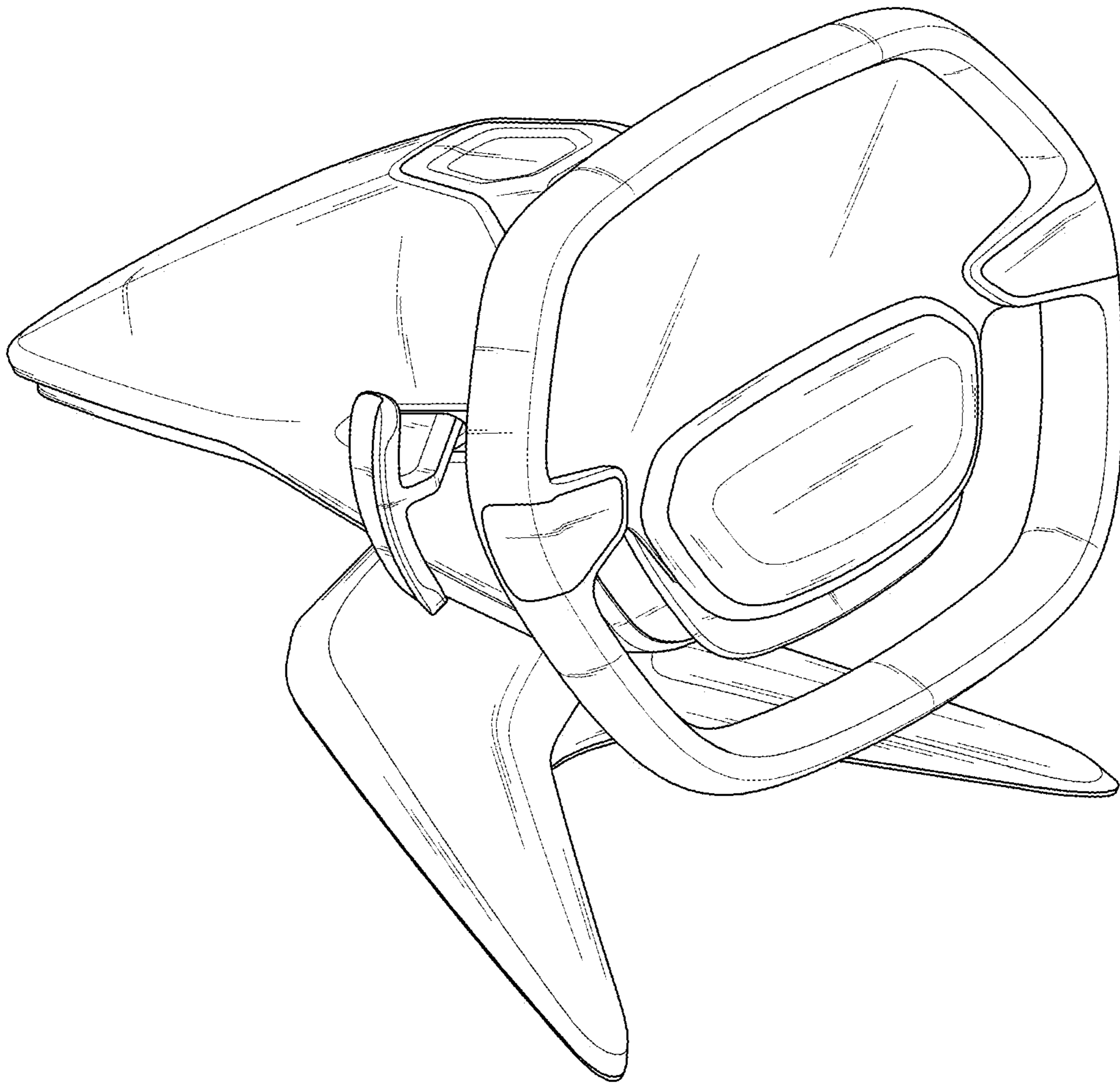
**References Cited**

U.S. PATENT DOCUMENTS

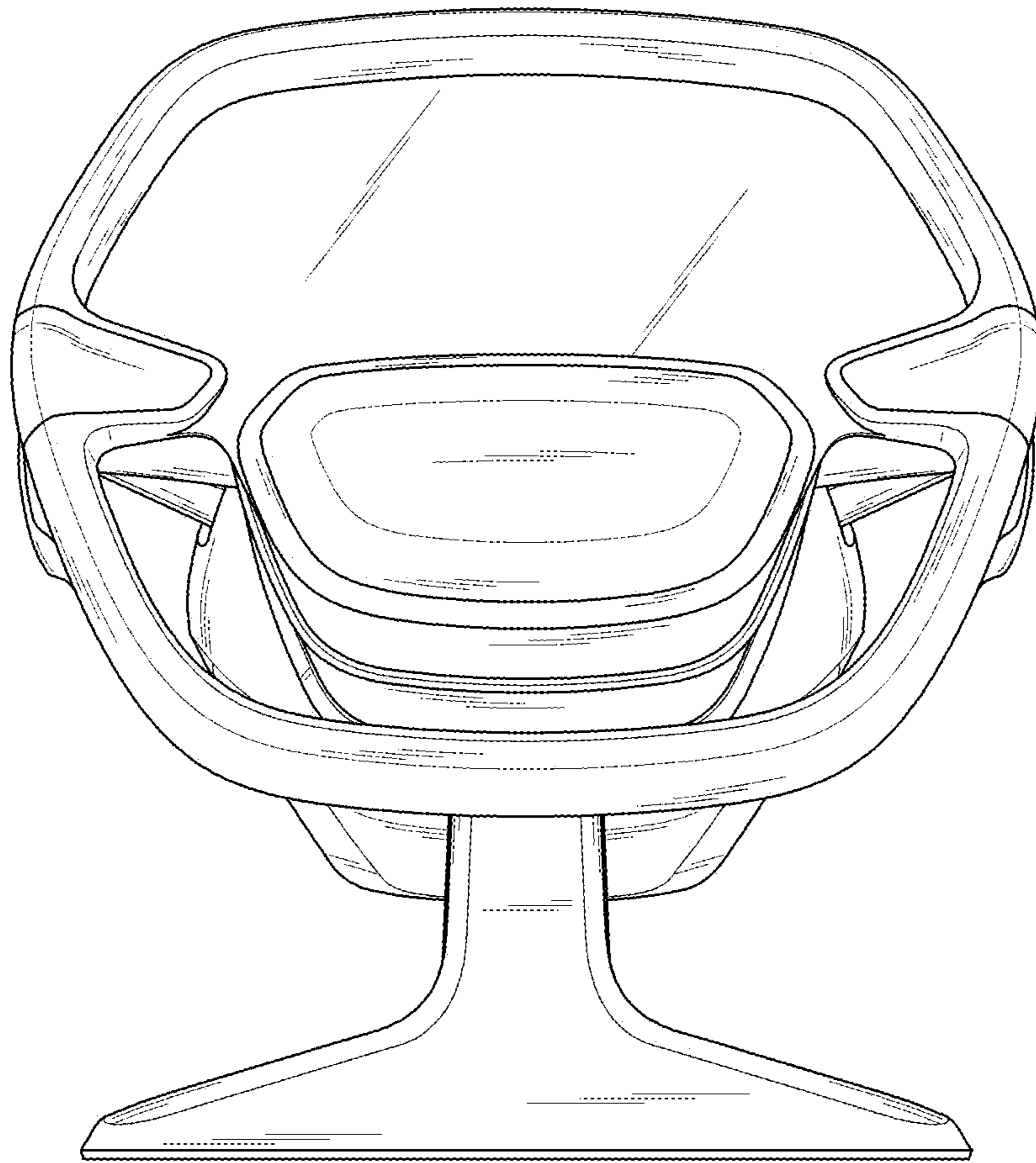
D881,089 S \* 4/2020 Sham ..... D12/176  
D893,369 S \* 8/2020 Kafantaris ..... D12/176  
10,843,562 B2 \* 11/2020 Goulet ..... B60K 20/06  
D915,959 S \* 4/2021 Sims ..... D12/177  
11,034,374 B2 \* 6/2021 Banno ..... B60R 21/2037  
D924,757 S \* 7/2021 Yu ..... D12/176  
11,066,092 B2 \* 7/2021 Nonoyama ..... B60R 11/00

\* cited by examiner

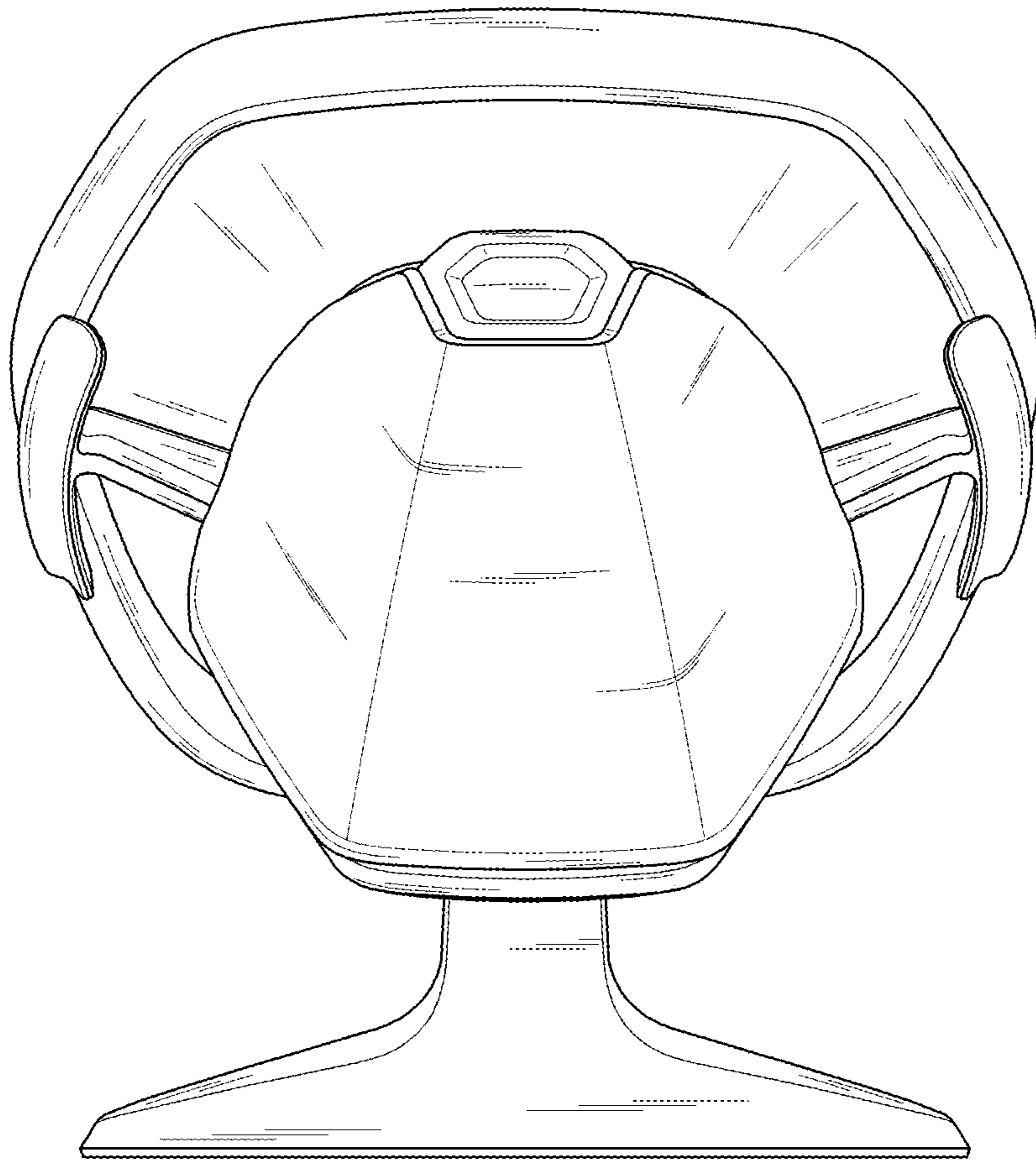
1.1



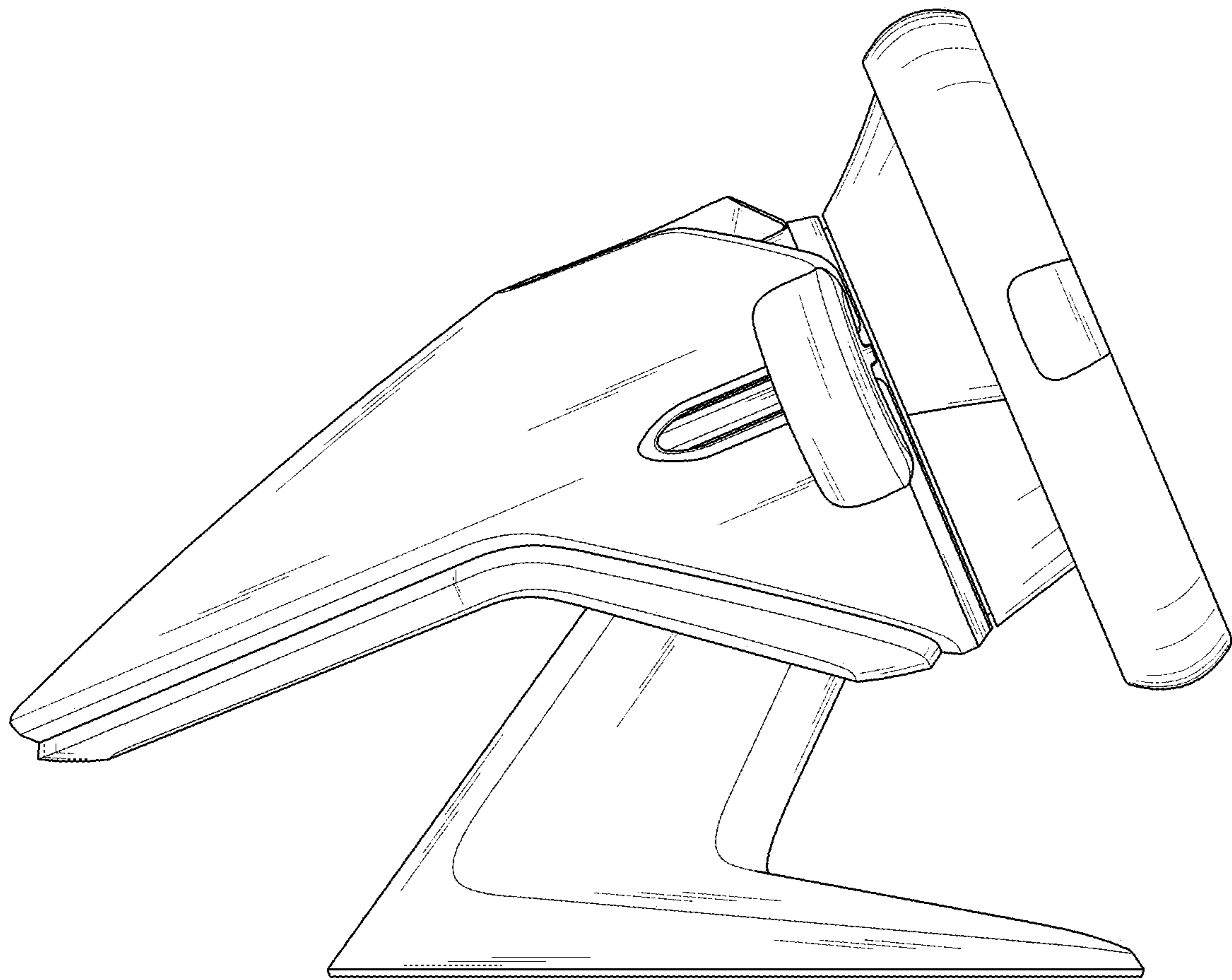
1.2



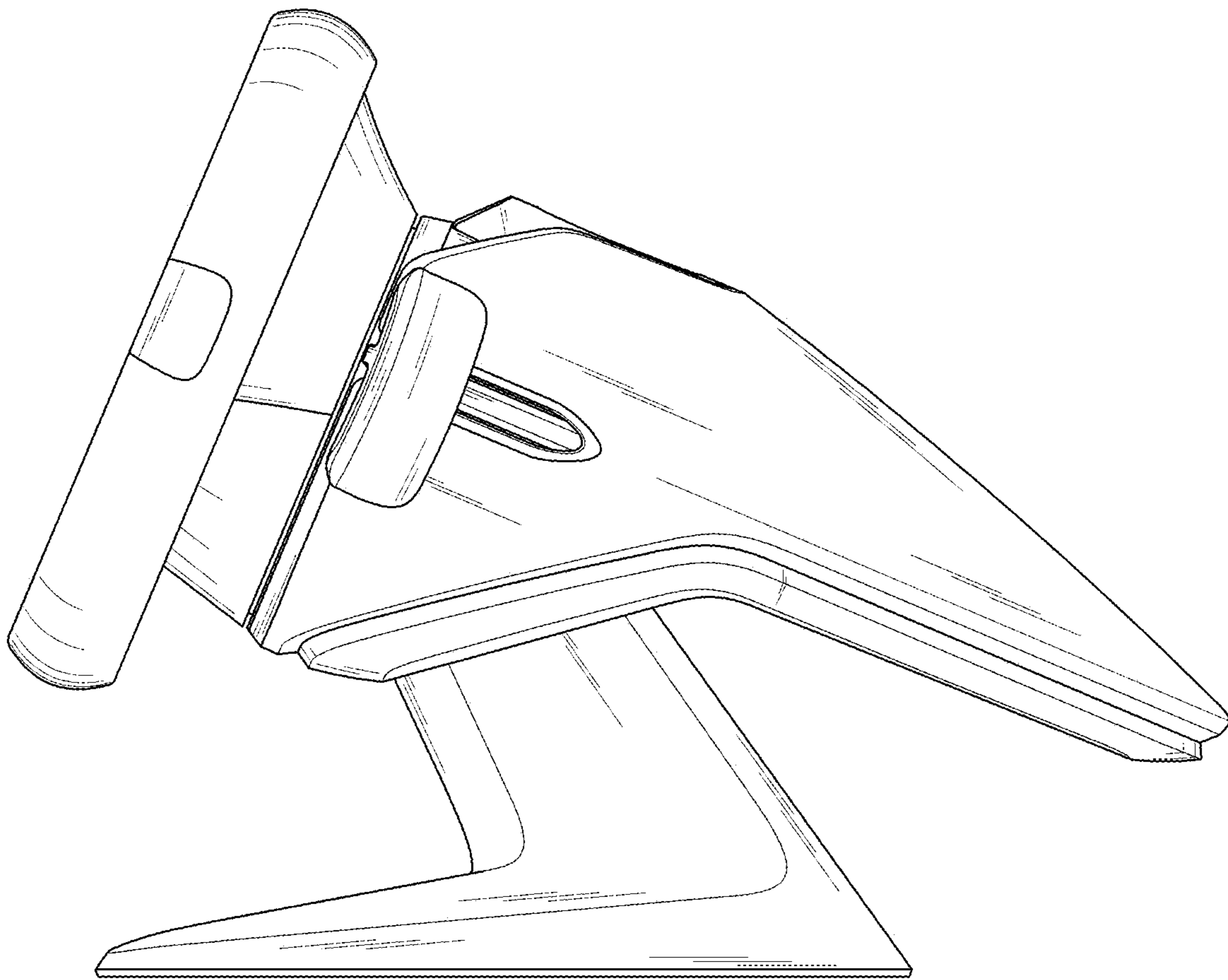
1.3



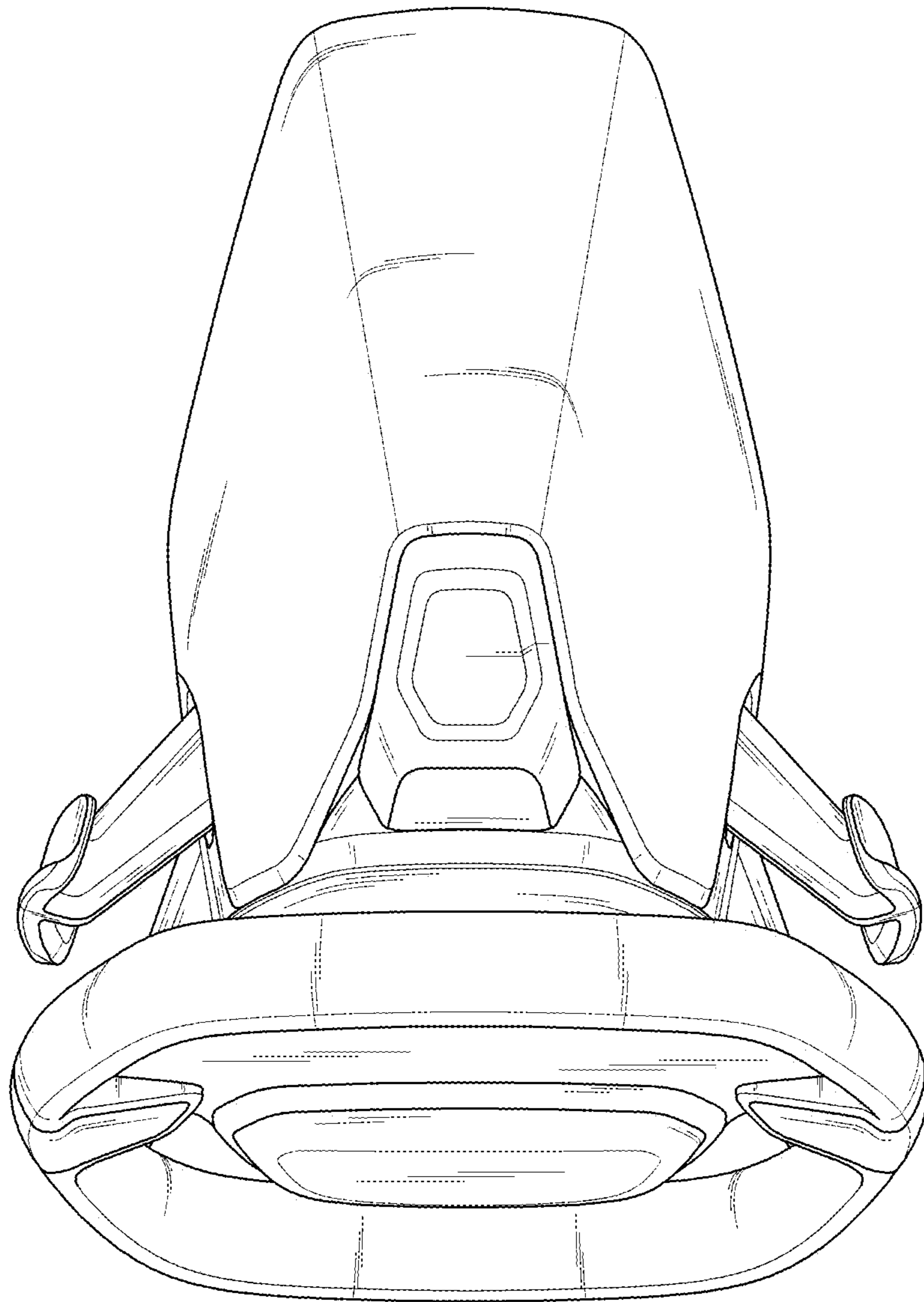
1.4



1.5

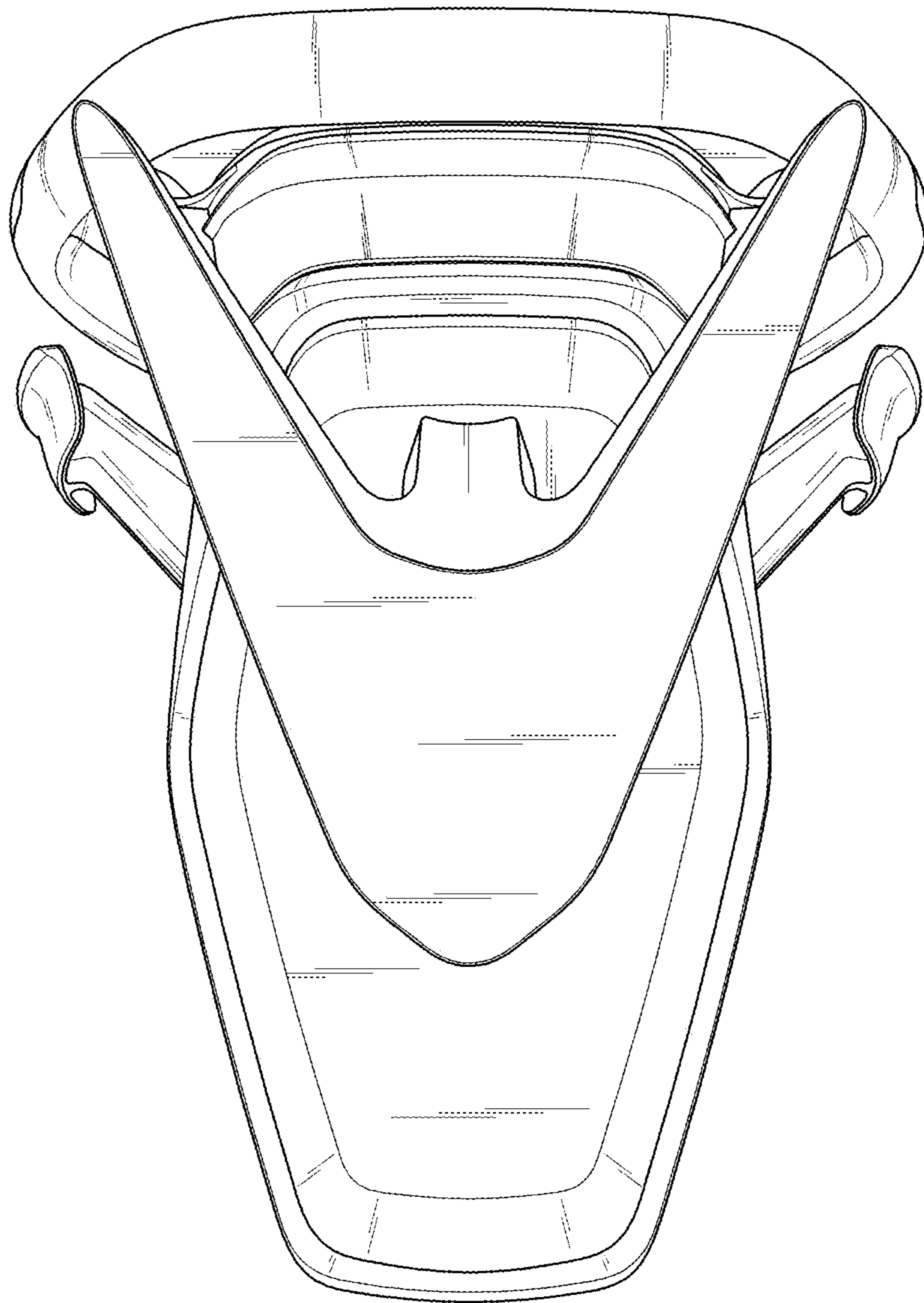


1.6





1.7



1.8

