



US00D944123S

(12) **United States Design Patent**  
**Ishii**

(10) **Patent No.:** **US D944,123 S**

(45) **Date of Patent:** **\*\* Feb. 22, 2022**

(54) **AUTOMOBILE, TOY REPLICA AND/OR  
OTHER REPLICAS**

(71) Applicant: **Honda Motor Co., Ltd.**, Tokyo (JP)

(72) Inventor: **Yuki Ishii**, Wako (JP)

(73) Assignee: **HONDA MOTOR CO., LTD.**, Tokyo  
(JP)

(\*\*) Term: **15 Years**

(21) Appl. No.: **29/734,639**

(22) Filed: **May 14, 2020**

(30) **Foreign Application Priority Data**

Nov. 28, 2019 (JP) ..... 2019-026378

(51) **LOC (13) Cl.** ..... **12-08**

(52) **U.S. Cl.**  
USPC ..... **D12/92**

(58) **Field of Classification Search**  
USPC ..... D12/86, 90-92, 164; D21/433, 434,  
D21/531-535; 296/181.1-181.5, 183.1  
CPC ..... B62D 25/00; B62D 25/06; B62D 33/00;  
B62D 35/00  
See application file for complete search history.

(56) **References Cited**

**U.S. PATENT DOCUMENTS**

D628,939 S \* 12/2010 Komuro ..... D12/92  
D628,942 S \* 12/2010 Kim ..... D12/92

D692,349 S \* 10/2013 Ohhashi ..... D12/92  
D722,283 S \* 2/2015 Hanaoka ..... D12/92  
D722,920 S \* 2/2015 Minami ..... D12/92  
D737,177 S \* 8/2015 Watanabe ..... D12/92  
D742,281 S \* 11/2015 Ishii ..... D12/91  
D742,282 S \* 11/2015 Asai ..... D12/92  
D744,377 S \* 12/2015 Minami ..... D12/91  
D762,526 S \* 8/2016 Minami ..... D12/92  
D763,136 S \* 8/2016 Minami ..... D12/92  
D766,133 S \* 9/2016 Ohhashi ..... D12/91  
D774,951 S \* 12/2016 Kazama ..... D12/92  
D781,180 S \* 3/2017 Minami ..... D12/91  
D795,744 S \* 8/2017 Sahara ..... D12/91  
D818,398 S \* 5/2018 Bridan ..... D12/91

\* cited by examiner

*Primary Examiner* — Melody N Brown

(74) *Attorney, Agent, or Firm* — Plumsea Law Group,  
LLC

(57) **CLAIM**

The ornamental design for an automobile, toy replica and/or other replicas, as shown and described.

**DESCRIPTION**

FIG. 1 is a right, front perspective view of an automobile, toy replica and/or other replicas showing my new design; FIG. 2 is a right, rear perspective view thereof; FIG. 3 is a right side view thereof; FIG. 4 is a left side view thereof; FIG. 5 is a front view thereof; FIG. 6 is a rear view thereof; and, FIG. 7 is a top view thereof.

**1 Claim, 7 Drawing Sheets**




FIG. 1




FIG. 2




FIG. 3




FIG. 4




FIG. 5



FIG. 6




FIG. 7

