



US00D944114S

(12) **United States Design Patent**  
**Wolff**

(10) **Patent No.:** **US D944,114 S**

(45) **Date of Patent:** **\*\* Feb. 22, 2022**

(54) **PLANTER**

(71) Applicant: **ATT Southern, Inc.**, Camp Hill, PA  
(US)

(72) Inventor: **Elizabeth Wolff**, Camp Hill, PA (US)

(73) Assignee: **ATT Southern, Inc.**, Camp Hill, PA  
(US)

(\*\*) Term: **15 Years**

(21) Appl. No.: **29/723,260**

(22) Filed: **Feb. 5, 2020**

(51) **LOC (13) Cl.** ..... **11-02**

(52) **U.S. Cl.**  
USPC ..... **D11/152**

(58) **Field of Classification Search**  
USPC ..... D11/143–156, 164; D7/560, 561, 562,  
D7/586, 587; D9/428  
CPC ..... A01G 9/02; A01G 9/021; A01G 9/022;  
A01G 9/04; A01G 27/003; A01G 27/005;  
A01G 27/008; A47G 7/00; A47G 7/02;  
A47G 7/06; A47G 7/08  
See application file for complete search history.

(56) **References Cited**

**U.S. PATENT DOCUMENTS**

D85,152 S *	9/1931	Beatty	.....	D7/530
2,859,557 A *	11/1958	Lattuca	.....	A01G 9/021
				47/65.5
D209,308 S *	11/1967	Schilling	.....	D7/523
D211,037 S *	5/1968	Benes	.....	D7/523
3,679,119 A *	7/1972	Copping	.....	B65D 1/265
				229/400
4,278,485 A *	7/1981	Hamm	.....	B64C 1/12
				156/173
D423,877 S *	5/2000	Kerr	.....	D7/503
D457,389 S *	5/2002	Snell	.....	D7/396.2
D486,692 S *	2/2004	Chuang	.....	D7/509

D488,029 S *	4/2004	Bodum	.....	D7/533
D490,017 S *	5/2004	Harbaugh	.....	D11/152
D490,274 S *	5/2004	Irvine	.....	D7/523
D493,668 S *	8/2004	Hsu	.....	D7/523
D504,086 S	4/2005	Harbaugh		
D522,405 S *	6/2006	Rocha	.....	D11/153
D524,692 S *	7/2006	Brandstatter	.....	D11/155
D534,396 S *	1/2007	Kramer	.....	D7/523
D550,510 S *	9/2007	Morton	.....	D7/509
D564,939 S *	3/2008	Fan	.....	D11/152
D570,158 S *	6/2008	Massi	.....	D7/509
D687,345 S *	8/2013	Urquiola	.....	D11/154
D698,694 S *	2/2014	Thuma	.....	D11/152

(Continued)

*Primary Examiner* — Elizabeth A. Albert

(74) *Attorney, Agent, or Firm* — Brooks Kushman P.C.

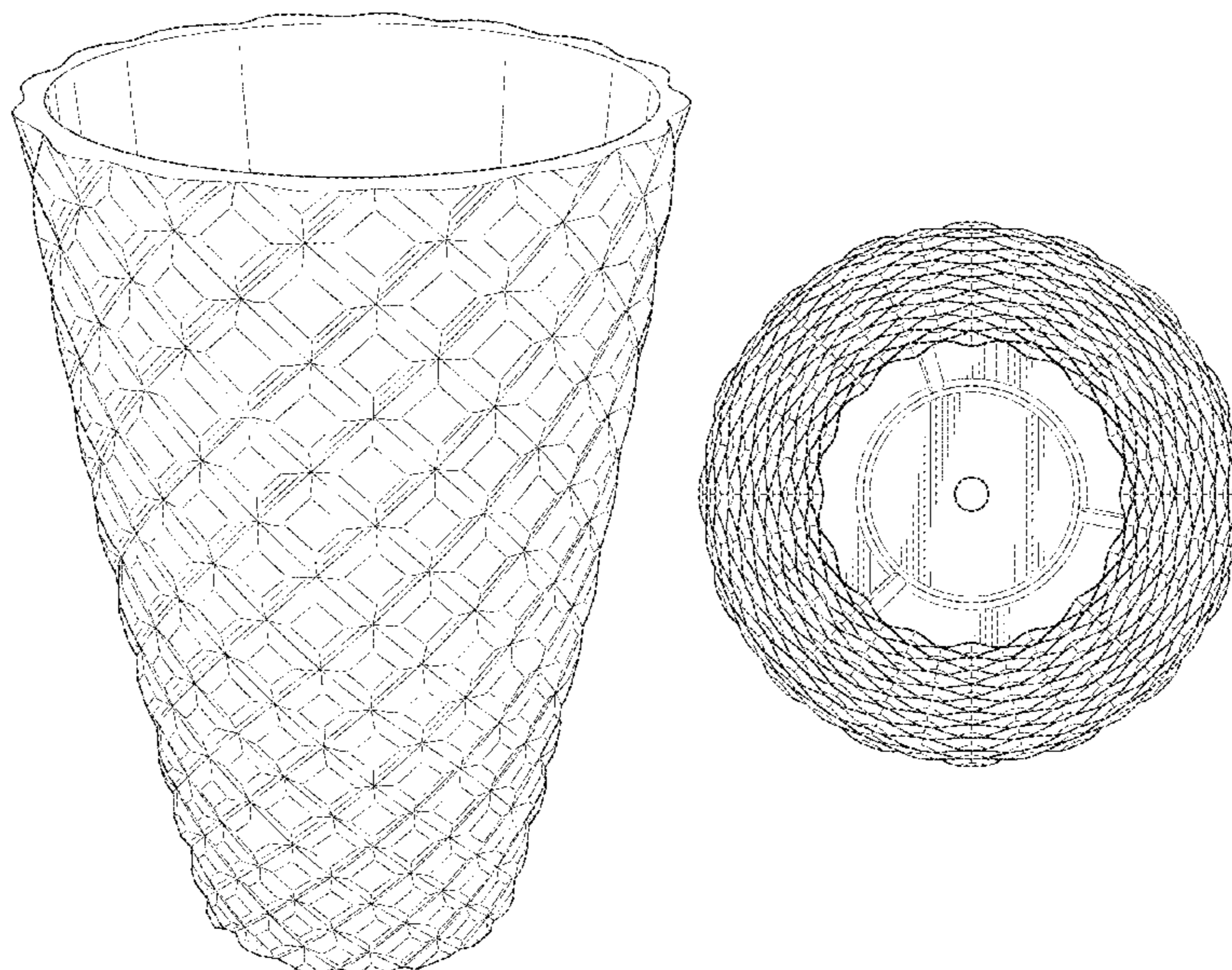
(57) **CLAIM**

The ornamental design for a planter, as shown and described.

**DESCRIPTION**

FIG. 1 is a front, top perspective view of a first embodiment of a planter showing my new design;  
 FIG. 2 is a front elevation view, a rear elevation view, a left side elevation view, and a right side elevation view of FIG. 1;  
 FIG. 3 is a top plan view of FIG. 1;  
 FIG. 4 is a bottom view of FIG. 1;  
 FIG. 5 is a front, top perspective view of a second embodiment of the planter of FIG. 1;  
 FIG. 6 is a front elevation view, a rear elevation view, a left side elevation view, and a right side elevation view of FIG. 1;  
 FIG. 7 is a top plan view of FIG. 1; and,  
 FIG. 8 is a bottom plan view of FIG. 1.  
 The broken lines showing the unclaimed inside and outside of the bottom in FIGS. 7 and 8 are included to show portions of the planter that form no part of the claimed design.

**1 Claim, 6 Drawing Sheets**



(56)

**References Cited**

U.S. PATENT DOCUMENTS

D726,500 S \* 4/2015 Ke ..... D7/523  
D830,891 S \* 10/2018 Thuma ..... D11/152  
D835,460 S \* 12/2018 Buttler ..... D7/401  
10,390,659 B2 \* 8/2019 Tolman ..... B65D 81/3806  
D865,443 S \* 11/2019 Buttler ..... D7/397  
D881,648 S \* 4/2020 Xue ..... D7/510  
D882,339 S \* 4/2020 Pape ..... D7/510  
D905,506 S \* 12/2020 Wiesenthal ..... D7/509  
2018/0345547 A1 \* 12/2018 Naber ..... B29C 45/0046

\* cited by examiner

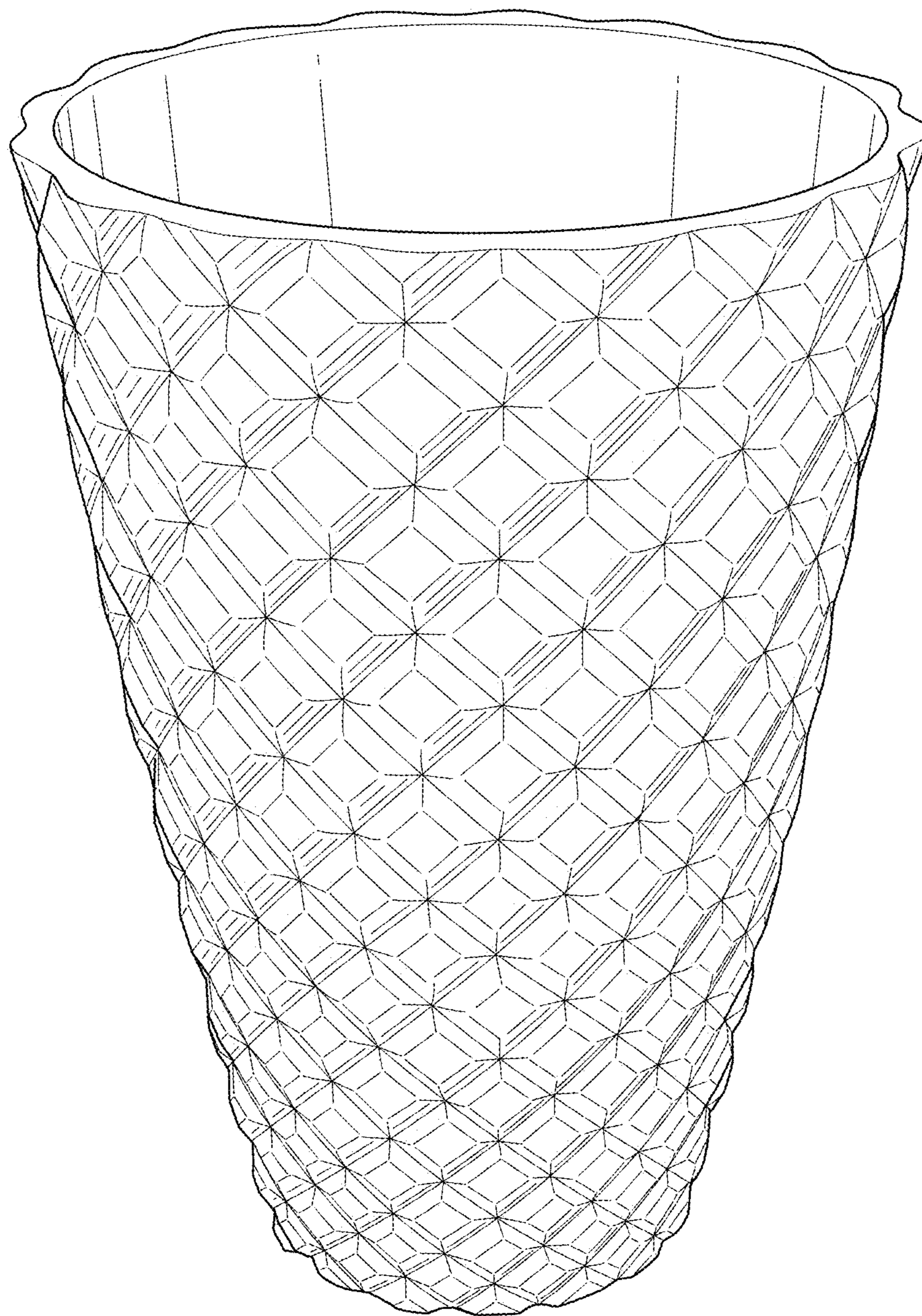


FIG. 1

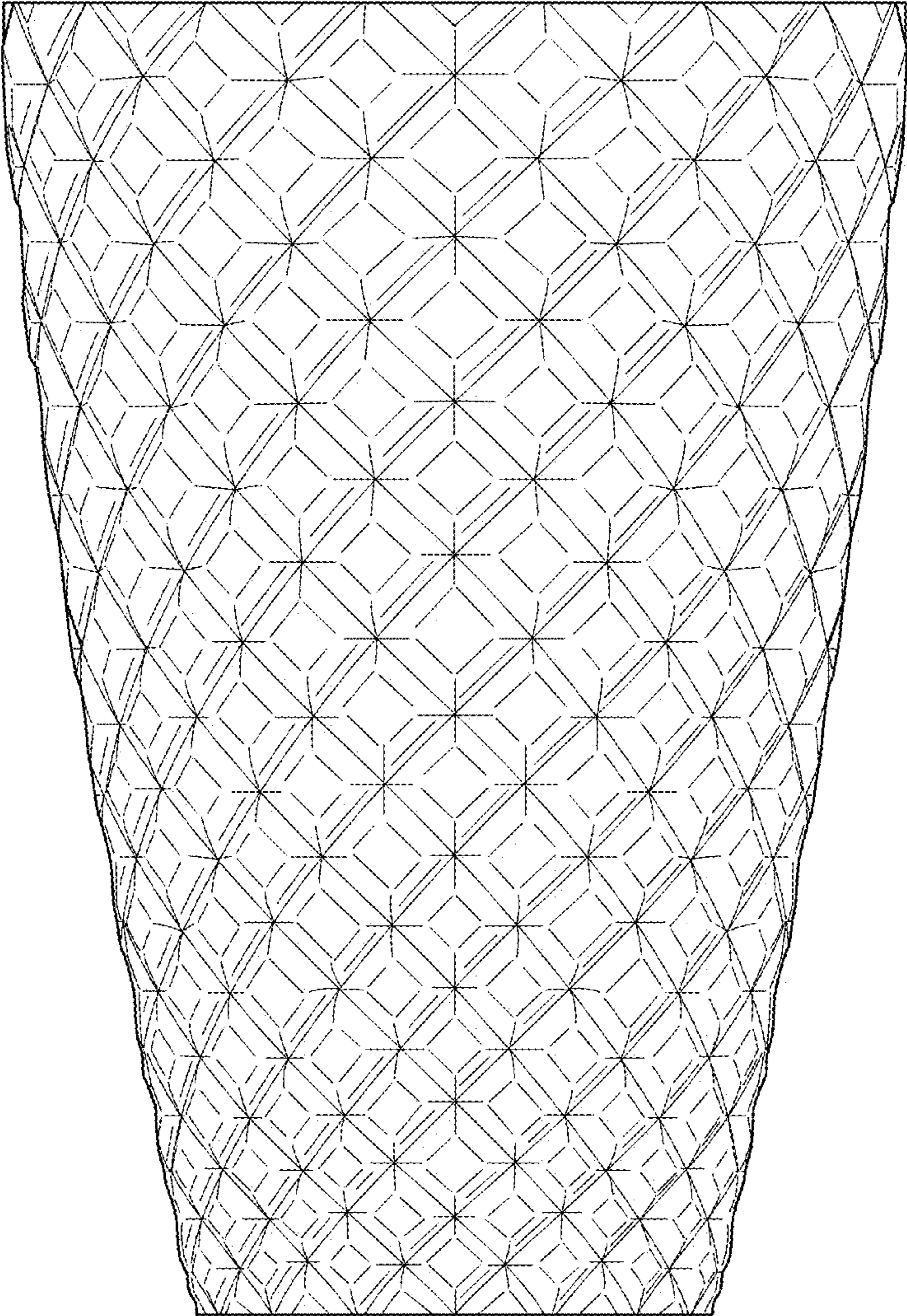


FIG. 2

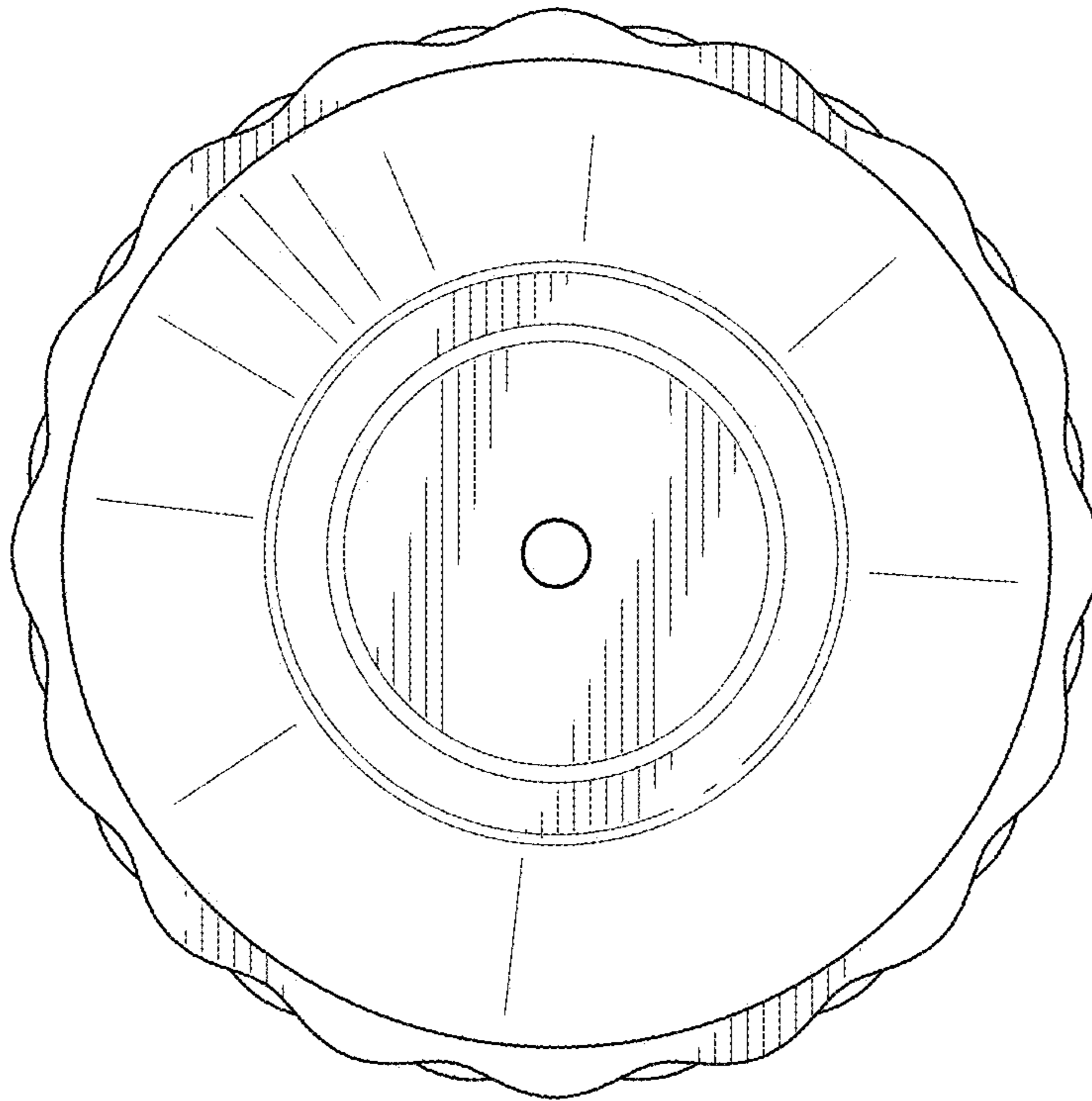


FIG. 3

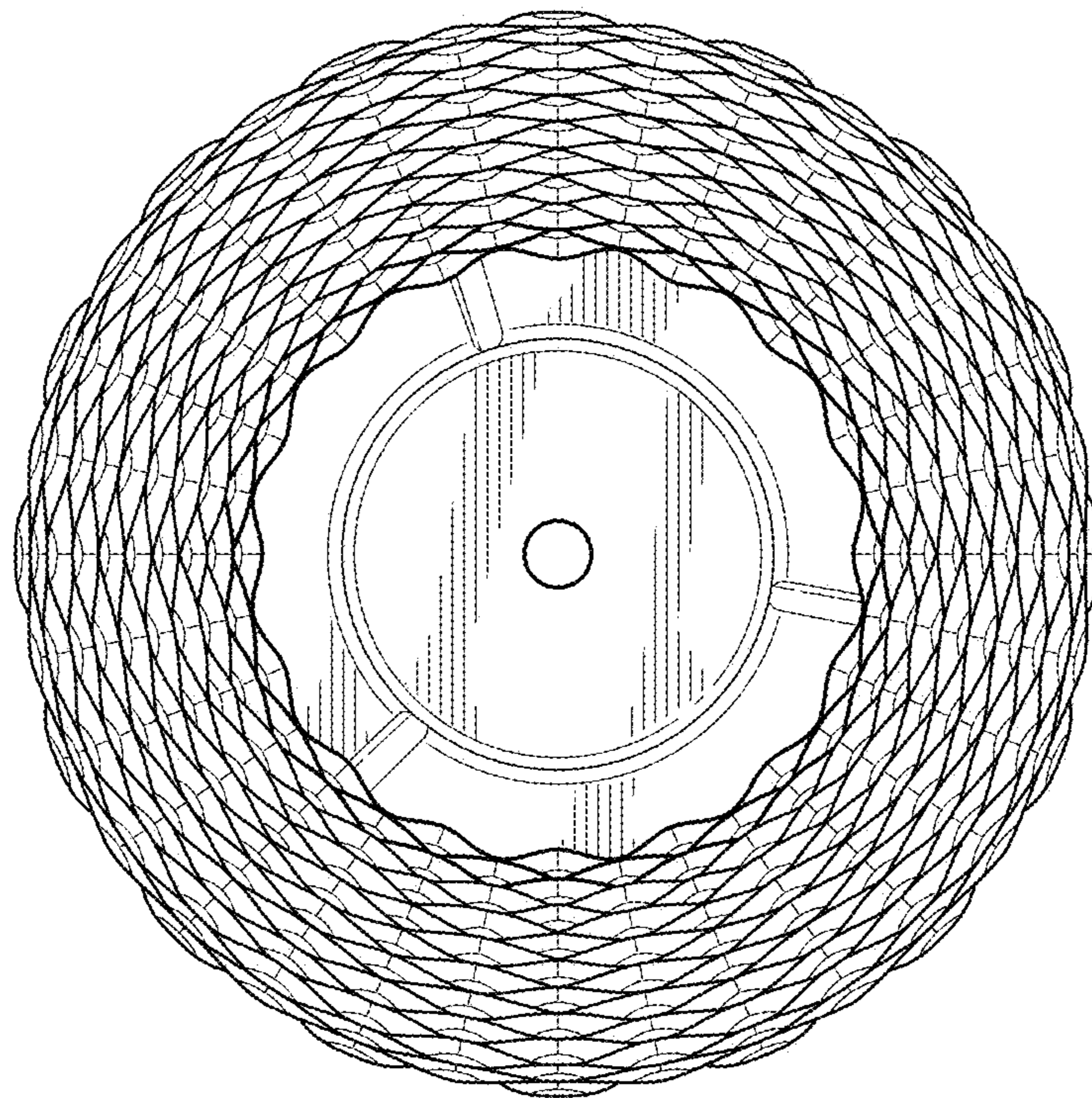


FIG. 4

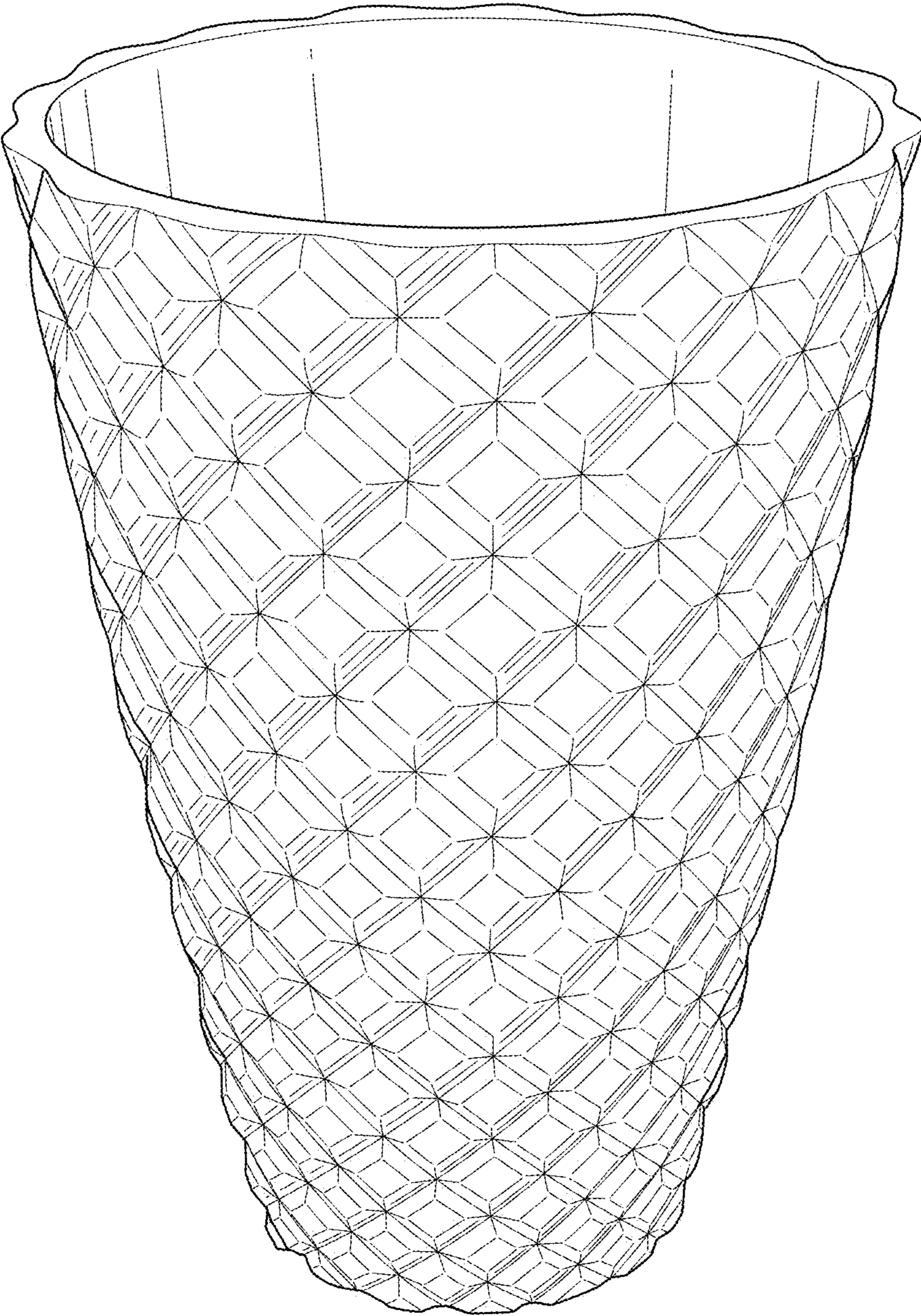


FIG. 5

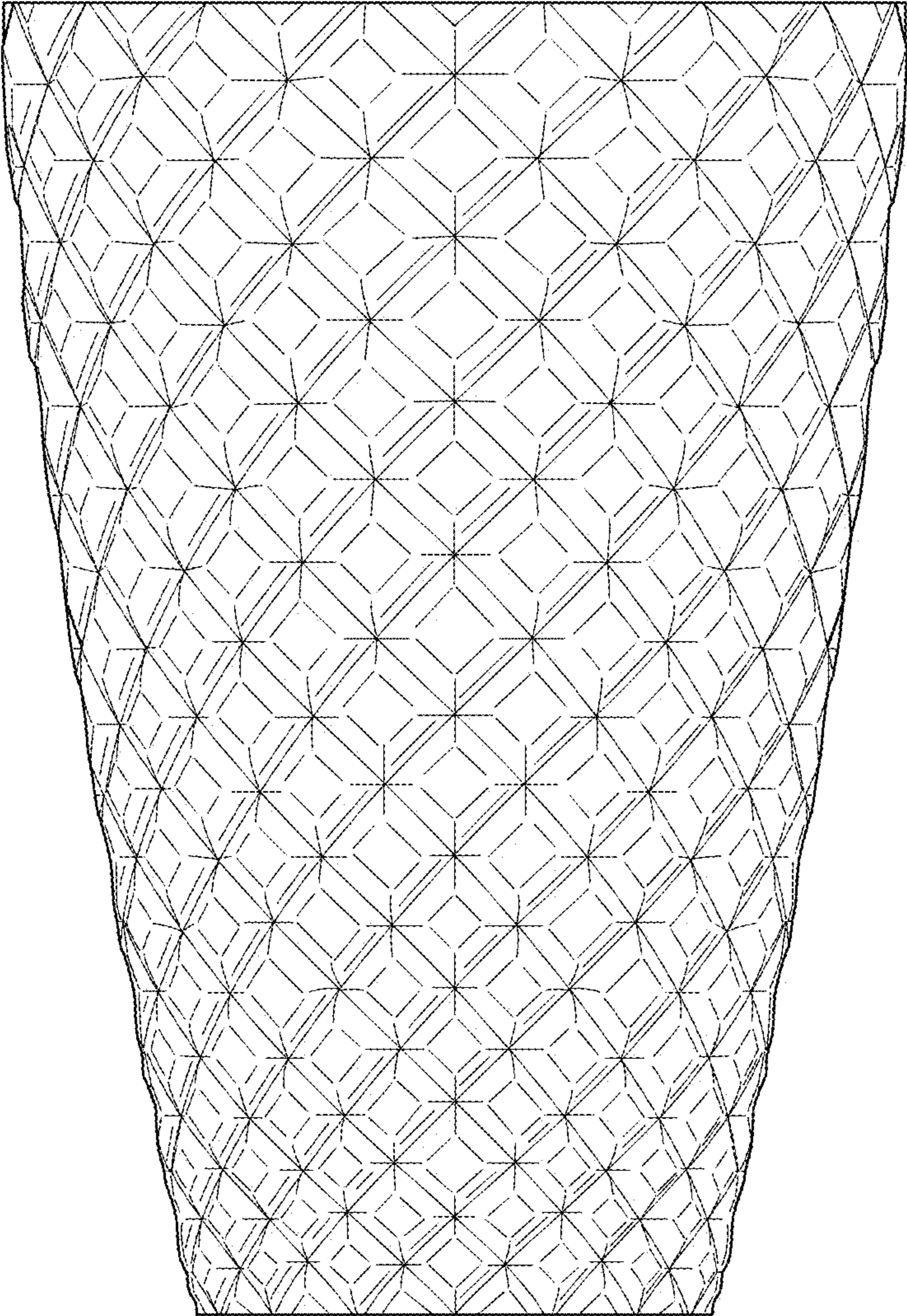


FIG. 6

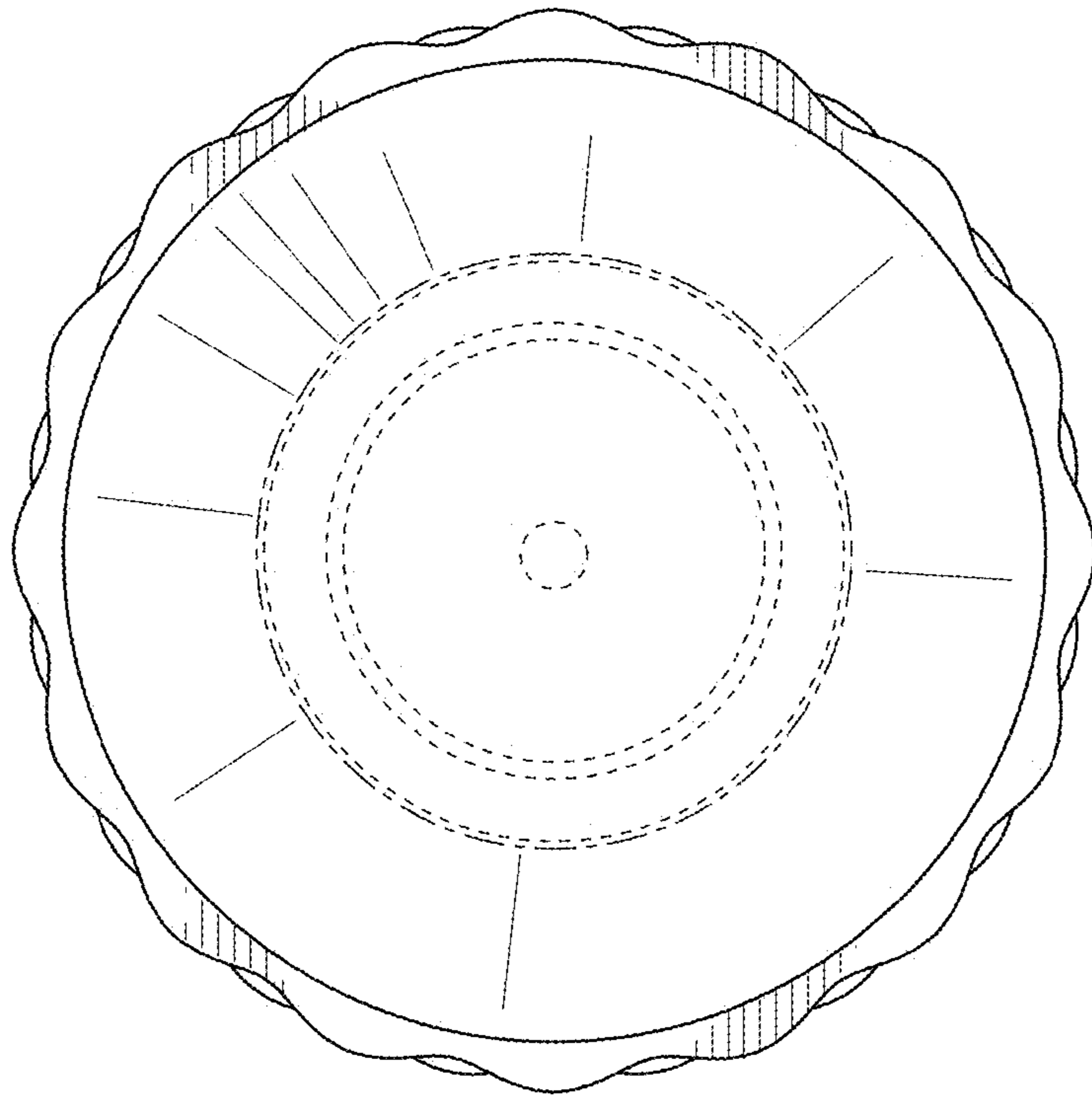


FIG. 7

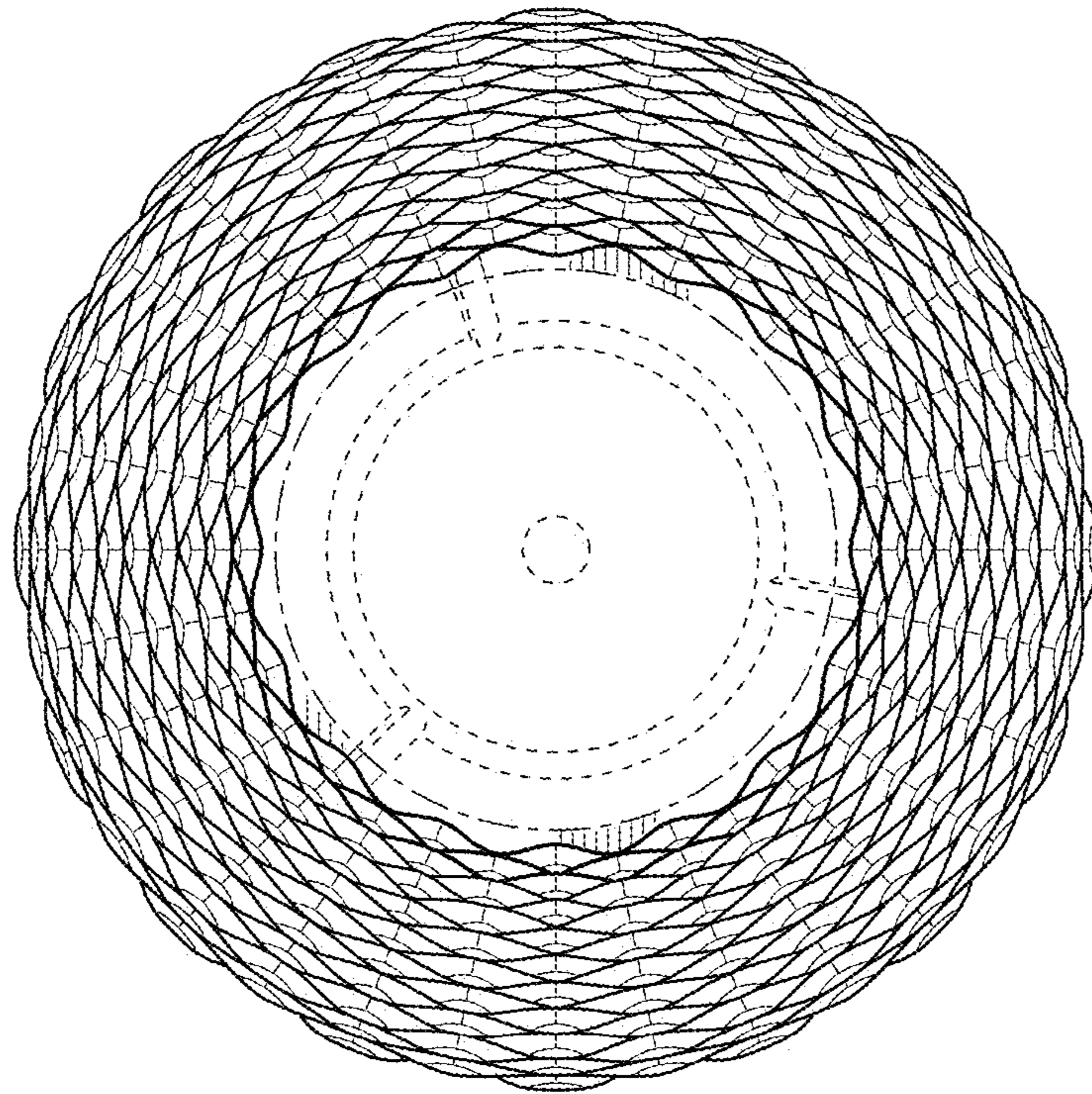


FIG. 8