



US00D944111S

(12) **United States Design Patent** (10) **Patent No.:** **US D944,111 S**
Lee (45) **Date of Patent:** **** Feb. 22, 2022**

(54) **NECKLACE**
(71) Applicant: **Bucherer AG**, Lucerne (CH)
(72) Inventor: **Yunjo Lee**, Jersey City, NJ (US)
(73) Assignee: **Bucherer AG**, Lucerne (CH)
(**) Term: **15 Years**
(21) Appl. No.: **29/773,958**
(22) Filed: **Mar. 12, 2021**

D472,840 S * 4/2003 Visick D11/3
D499,046 S * 11/2004 Pinto D11/79
D505,637 S 6/2005 Lev Sercarz
D514,470 S * 2/2006 Pinto D11/79
D515,451 S * 2/2006 Pinto D11/7
D534,454 S 1/2007 Karachi-Langane
D556,079 S 11/2007 Mouclier
D564,993 S 3/2008 Hardy
D566,606 S 4/2008 Hardy
D588,488 S * 3/2009 Ellia D11/11
D662,437 S 6/2012 Verdeille
D683,650 S * 6/2013 Papadimitriou D11/41
D684,083 S * 6/2013 Bulgari D11/6
D684,085 S * 6/2013 Papadimitriou D11/42

(Continued)

Related U.S. Application Data

(62) Division of application No. 29/648,804, filed on May 24, 2018, now Pat. No. Des. 928,016.

Foreign Application Priority Data

Nov. 27, 2017 (WO) DM/098757

(51) **LOC (13) Cl.** **11-01**

(52) **U.S. Cl.**
USPC **D11/16**

(58) **Field of Classification Search**
USPC D11/26, 34-38, 40, 41, 43, 79, 86, 91,
D11/92, 1-8, 11, 12, 16-18
CPC A44C 17/02; A44C 7/00; A44C 11/00;
A44C 15/005
See application file for complete search history.

References Cited

U.S. PATENT DOCUMENTS

365,853 A * 7/1887 Palmer A44C 11/002
63/3
D128,168 S * 7/1941 Meyer D11/8
D313,368 S * 1/1991 Peterson D11/8
D382,088 S * 8/1997 Harp D11/17
D440,178 S 4/2001 Lavayssiere
D440,179 S 4/2001 Morelle

Primary Examiner — Llorellys Martinez

(74) *Attorney, Agent, or Firm* — Leydig, Voit & Mayer, Ltd.


CLAIM

The ornamental design for a necklace, as shown and described.

DESCRIPTION

FIG. 1 is a front elevation view of a necklace showing my new design.
FIG. 2 is a front perspective view thereof.
FIG. 3 is a rear perspective view thereof.
FIG. 4 is an enlarged detail view of the necklace of FIG. 2, taken from line 4, showing the clasp portion in a latched position.
FIG. 5 is an enlarged detail view of the necklace of FIG. 2, taken from line 5, showing the clasp portion in an unlatched position.
FIG. 6 is an enlarged detail view of the necklace of FIG. 2, taken from line 6; and,
FIG. 7 is a left elevation view of the necklace of FIG. 2.
The dot-dash broken lines in the drawings are included to show a partially enlarged view only and form no part of the claimed design.

1 Claim, 7 Drawing Sheets



(56)

References Cited

U.S. PATENT DOCUMENTS

D704,086	S	5/2014	DiPietro	
D708,541	S	7/2014	Norendzayan	
D722,279	S *	2/2015	Kirkham	D11/43
D725,544	S	3/2015	Yatsugi-Kang	
D788,630	S	6/2017	Zander	
D788,732	S	6/2017	Choe et al.	
D789,235	S	6/2017	Krainz	
D809,956	S	2/2018	Kornerup et al.	
D813,077	S	3/2018	Noble	
D816,534	S	5/2018	Barouch et al.	
D820,141	S	6/2018	Korhammer et al.	
D820,715	S	6/2018	Le Bail	
D876,273	S *	2/2020	Lee	D11/41
D883,841	S *	5/2020	Lee	D11/34
D900,664	S	11/2020	Gad	
D900,665	S	11/2020	Gad	
D900,666	S	11/2020	Gad	
D900,667	S	11/2020	Gad	
D903,521	S *	12/2020	Traglio	D11/6
D905,586	S *	12/2020	Traglio	D11/6
2016/0106186	A1	4/2016	Noble	
2017/0317705	A1	11/2017	Duneier et al.	
2018/0035767	A1	2/2018	Benhamou	
2018/0125182	A1	5/2018	Barouch et al.	
2021/0127802	A1 *	5/2021	Erickson	A44C 15/005

* cited by examiner




Fig. 1

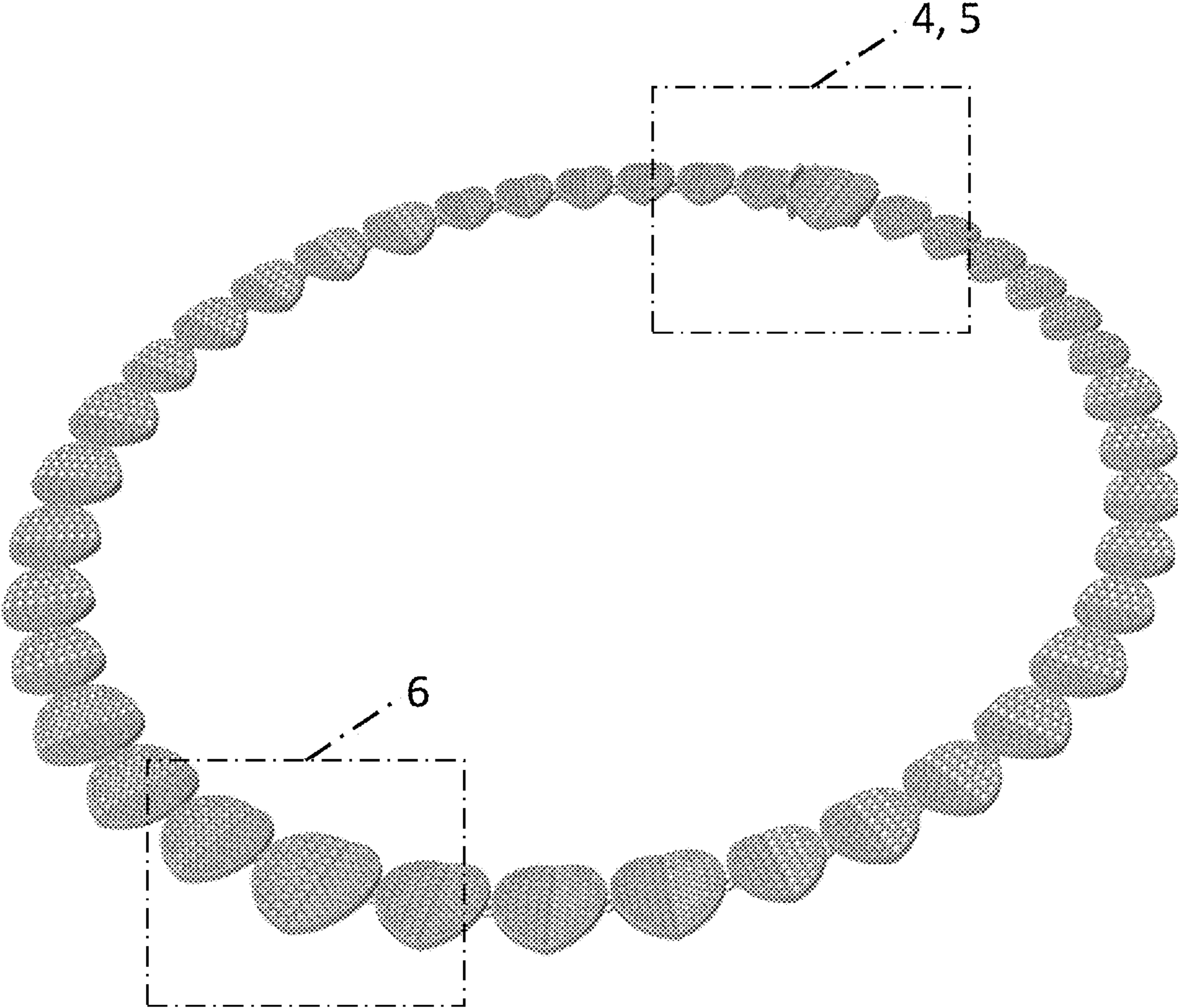


Fig. 2

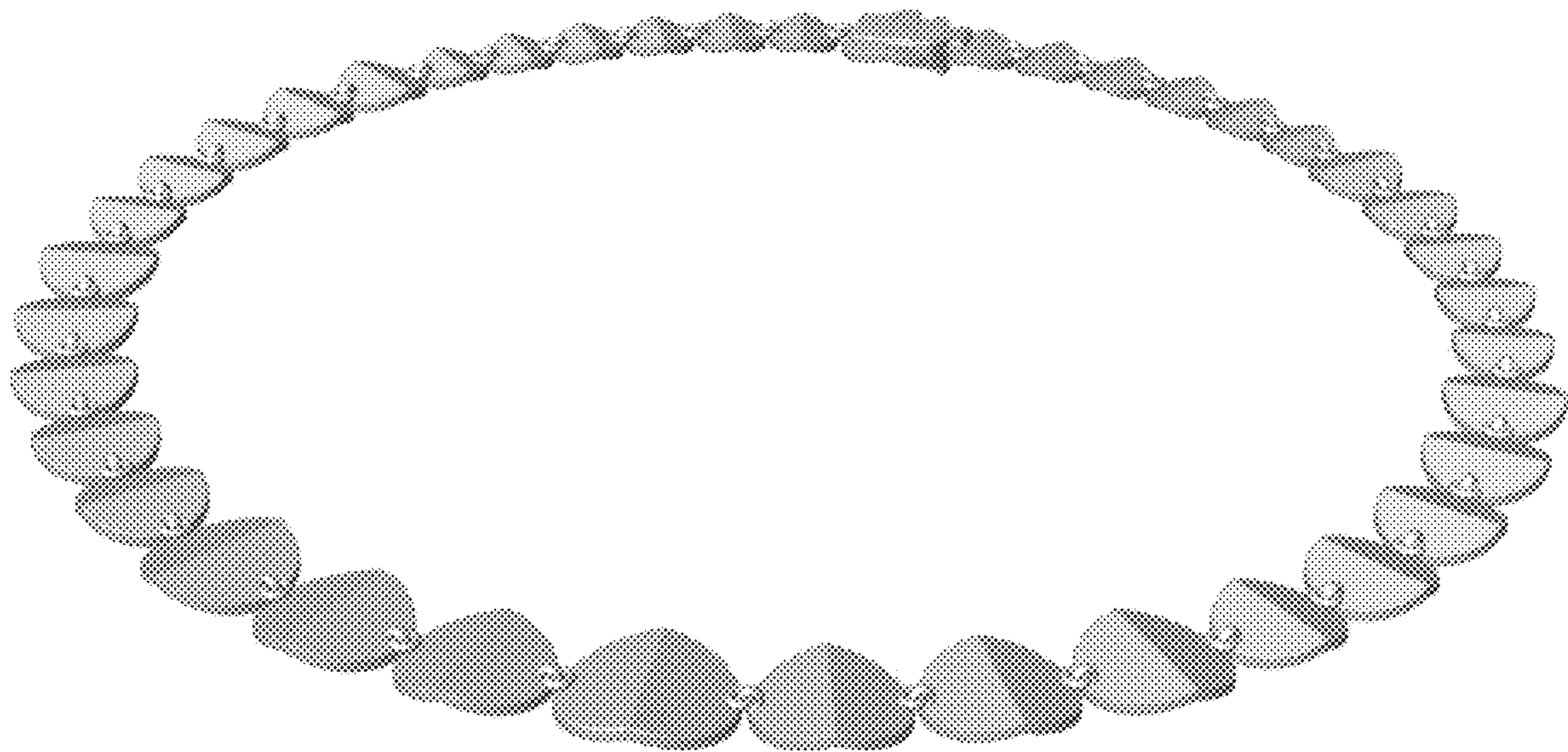


Fig. 3



Fig. 4

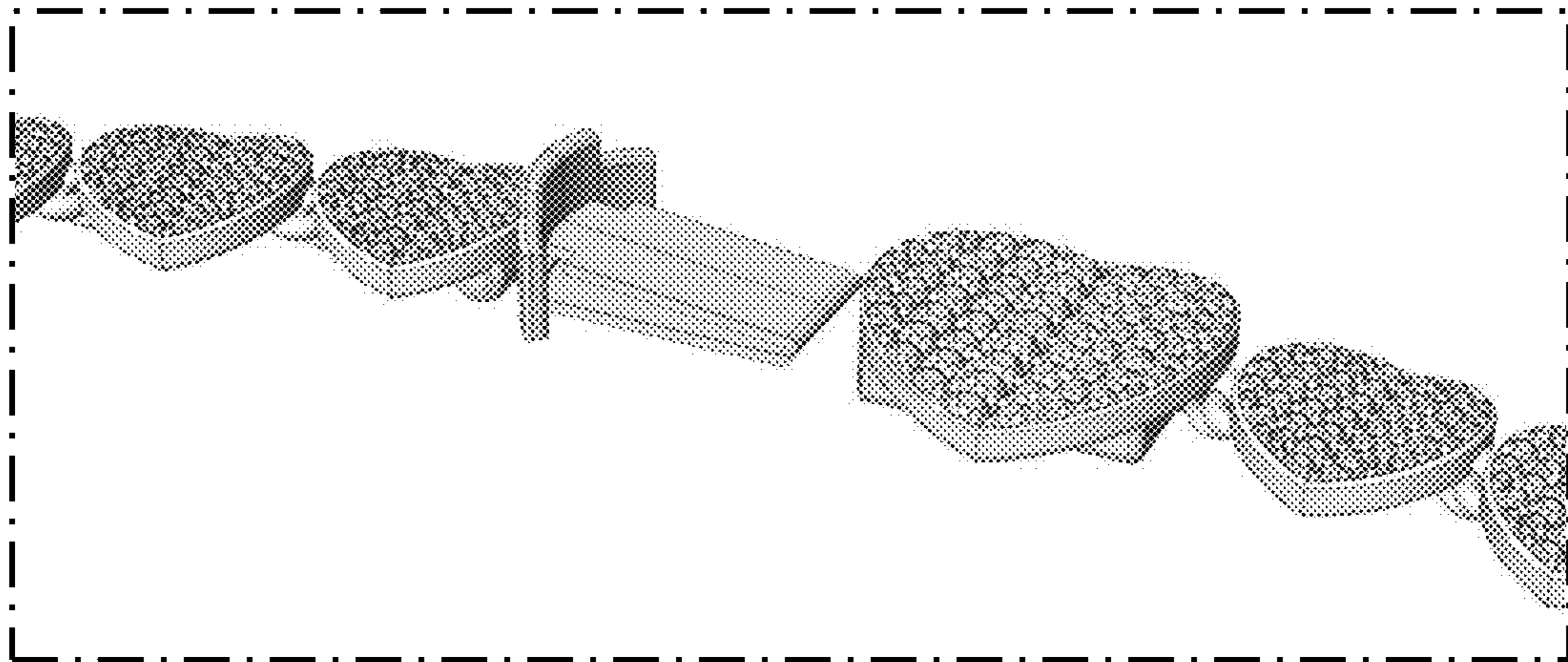


Fig. 5




Fig. 6




Fig. 7