



US00D944101S

(12) **United States Design Patent**
Fleetwood

(10) **Patent No.:** **US D944,101 S**

(45) **Date of Patent:** **** Feb. 22, 2022**

(54) **HANDHELD DEVICE**

G01T 1/203; G01T 1/2033; G01T 1/2036;
G01T 1/204; G01T 1/2042; G01T 1/2045;
G01T

(71) Applicant: **Teledyne FLIR Detection, Inc.**,
Stillwater, OK (US)

(Continued)

(72) Inventor: **Steve W. Fleetwood**, Oak Ridge, TN
(US)

(56)

References Cited

(73) Assignee: **Teledyne FLIR Detection, Inc.**,
Stillwater, OK (US)

U.S. PATENT DOCUMENTS

D196,201 S 9/1963 Hertzler
D205,914 S 10/1966 Levin

(Continued)

(**) Term: **15 Years**

(21) Appl. No.: **29/709,539**

OTHER PUBLICATIONS

(22) Filed: **Oct. 15, 2019**

Flir Systems, Inc., Sourceless Radionuclide Identification Device
identiFINDER R440, [retrieved on Internet], Dec. 13, 2019, 5
pages, URL: <<https://www.flir.com/products/identifinder-r440>>.

(51) **LOC (13) Cl.** **10-04**

(52) **U.S. Cl.**

(Continued)

USPC **D10/47; D10/78; D10/81**

(58) **Field of Classification Search**

USPC D10/47, 78, 81

CPC . F02B 29/04; G01T 1/18; G01T 1/161; G01T

1/167; G01T 7/00; G01T 7/0075; G01T

1/00; G01T 1/003; G01T 1/006; G01T

1/02; G01T 1/023; G01T 1/026; G01T

1/04; G01T 1/06; G01T 1/08; G01T 1/10;

G01T 1/105; G01T 1/11; G01T 1/115;

G01T 1/12; G01T 1/14; G01T 1/142;

G01T 1/15; G01T 1/16; G01T 1/1603;

G01T 1/1606; G01T 1/1611; G01T

1/1612; G01T 1/1614; G01T 1/1615;

G01T 1/1617; G01T 1/1618; G01T 1/163;

G01T 1/1635; G01T 1/164; G01T 1/1641;

G01T 1/1642; G01T 1/1644; G01T

1/1645; G01T 1/1647; G01T 1/1648;

G01T 1/166; G01T 1/1663; G01T 1/1666;

G01T 1/169; G01T 1/17; G01T 1/171;

G01T 1/172; G01T 1/175; G01T 1/178;

G01T 1/185; G01T 1/20; G01T 1/2002;

G01T 1/2004; G01T 1/2006; G01T

1/2008; G01T 1/201; G01T 1/2012; G01T

1/2014; G01T 1/2016; G01T 1/2018;

G01T 1/202; G01T 1/2023; G01T 1/2026;

(57)

CLAIM

The ornamental design for a handheld device, as shown and
described.

DESCRIPTION

FIG. 1 is a front, left, and bottom perspective view of a
handheld device embodying the new design;

FIG. 2 is a rear, right, and top perspective view thereof;

FIG. 3 is a front elevational view thereof;

FIG. 4 is a rear elevational view thereof;

FIG. 5 is a left side elevational view thereof;

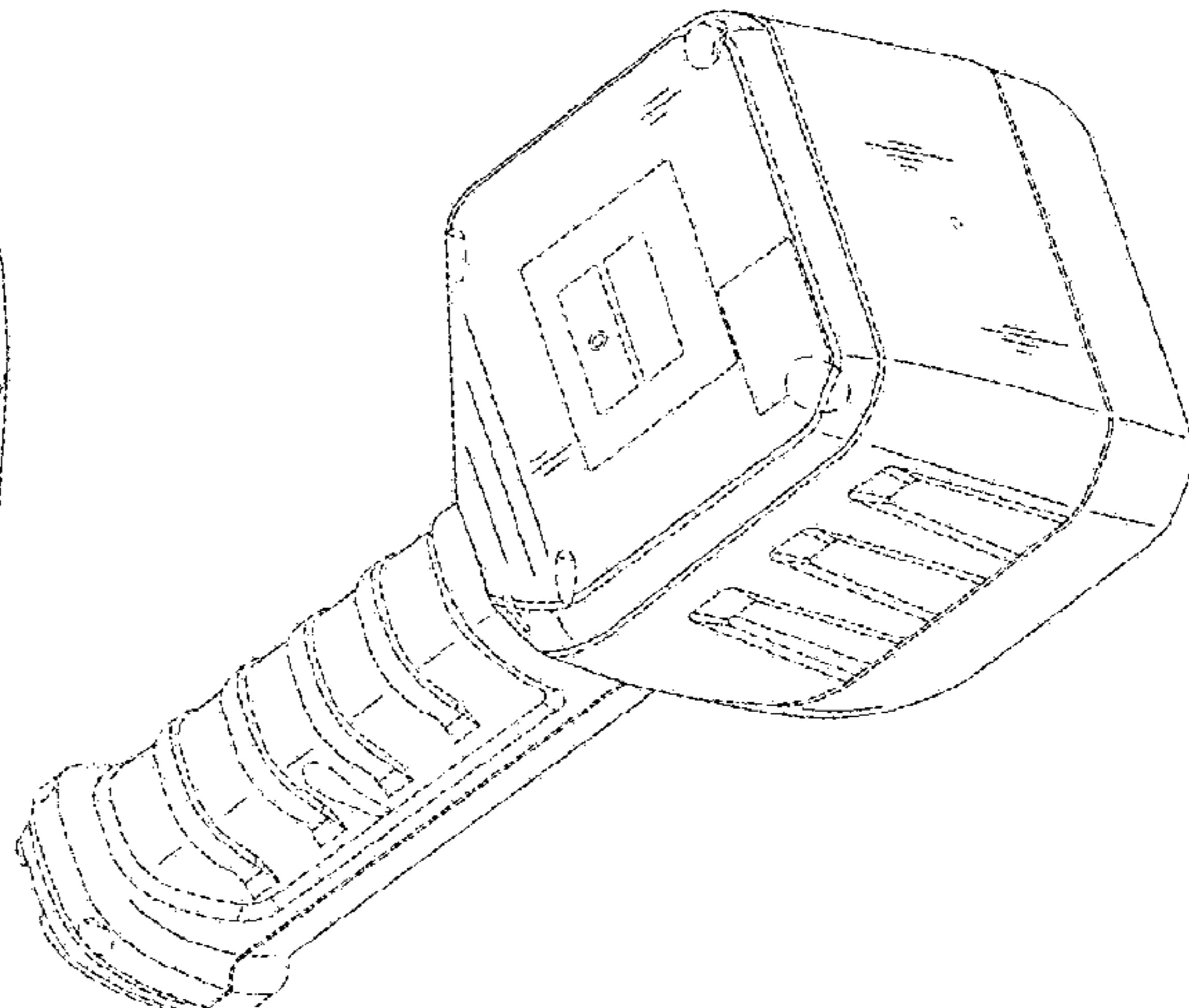
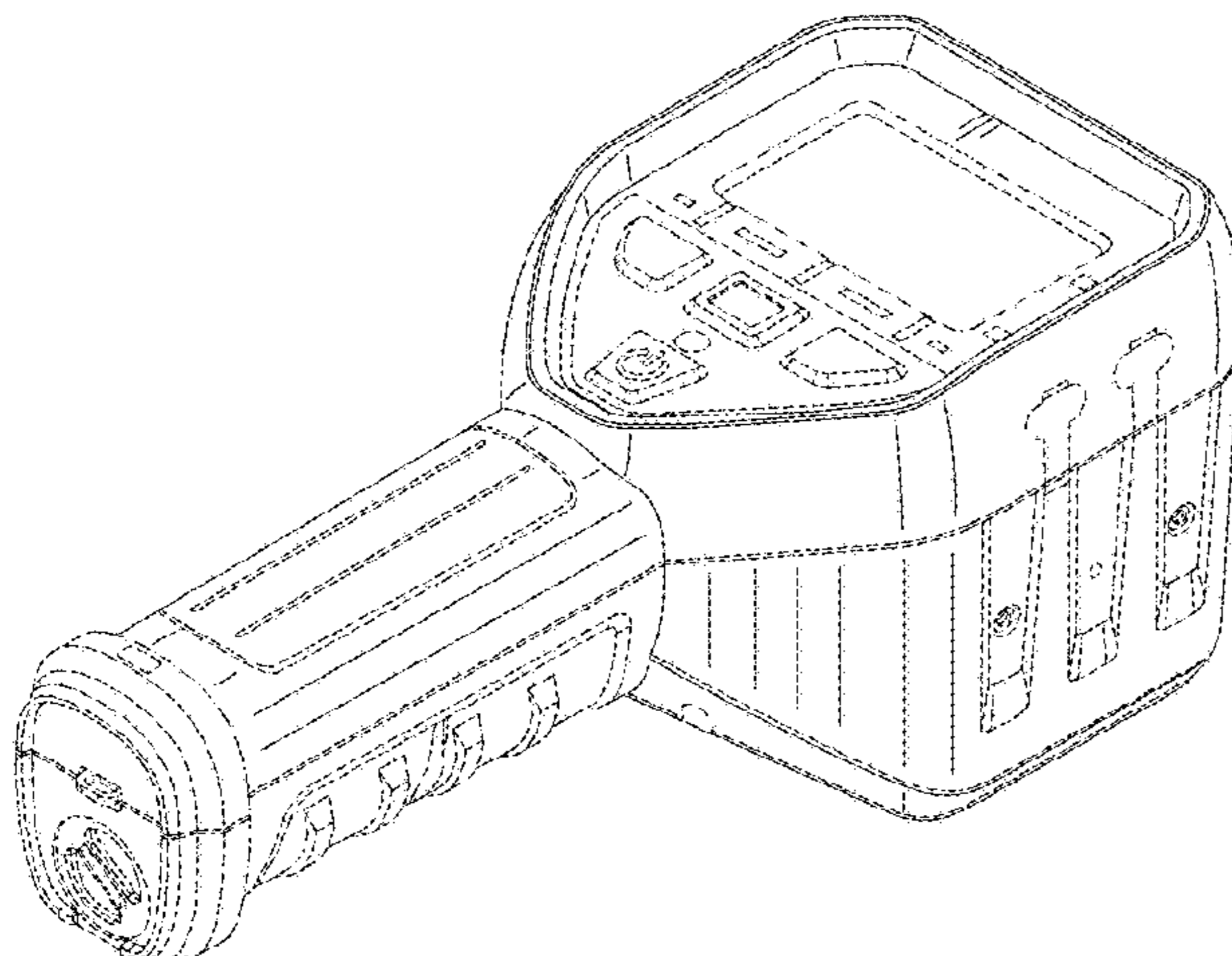
FIG. 6 is a right side elevational view thereof;

FIG. 7 is a top plan view thereof; and,

FIG. 8 is a bottom plan view thereof.

The broken lines in the figures are shown for the purpose of
illustrating portions of the handheld device and/or environ-
mental matter and form no part of the claimed design. The

(Continued)



dot-dash broken lines define the bounds of the claimed design and form no part thereof.

1 Claim, 8 Drawing Sheets

(58) Field of Classification Search

CPC 1/2047; G01T 1/205; G01T 1/208; G01T 1/22; G01T 1/24; G01T 1/241; G01T 1/242; G01T 1/243; G01T 1/244; G01T 1/245; G01T 1/246; G01T 1/247; G01T 1/248; G01T 1/249; G01T 1/26; G01T 1/28; G01T 1/29; G01T 1/2907; G01T 1/2914; G01T 1/2921; G01T 1/2928; G01T 1/2935; G01T 1/2942; G01T 1/295; G01T 1/2957; G01T 1/2964; G01T 1/2971; G01T 1/2978; G01T 1/2985; G01T 1/2992; G01T 1/30; G01T 1/32; G01T 1/34; G01T 1/36; G01T 1/361; G01T 1/362; G01T 1/363; G01T 1/365; G01T 1/366; G01T 1/367; G01T 1/368; G01T 1/38; G01T 1/40; G01T 3/00; G01T 3/001; G01T 3/003; G01T 3/005; G01T 3/006; G01T 3/008; G01T 3/02; G01T 3/04; G01T 3/06; G01T 3/065; G01T 3/08; G01T 3/085; G01T 5/00; G01T 5/002; G01T 5/004; G01T 5/006; G01T 5/008; G01T 5/02; G01T 5/04; G01T 5/06; G01T 5/08; G01T 5/10; G01T 5/12; G01T 5/122; G01T 5/125; G01T 5/127; G01V 5/0075; G08B 21/0222; G08B 21/023; G08B 21/0269; G08B 21/0272; G08B 21/0283; G08B 25/08; G08B 25/012; G08B 31/00; F25D 19/006

See application file for complete search history.

(56) References Cited

U.S. PATENT DOCUMENTS

D207,513 S 4/1967 Bjorn
 D207,811 S 5/1967 Bjorn
 3,752,983 A 8/1973 Yanez
 D245,584 S 8/1977 Byram
 D298,242 S 10/1988 Watanabe
 D348,276 S 6/1994 Hastings
 5,736,726 A 4/1998 VanHorn
 D431,827 S 10/2000 Yim
 D434,989 S 12/2000 Evans
 D445,817 S 7/2001 Okuley
 D450,611 S 11/2001 Stewart
 D453,332 S 2/2002 Herath
 6,486,473 B2 11/2002 Salapow et al.
 D466,540 S 12/2002 Lannestedt et al.
 D472,911 S 4/2003 Bielefeld
 D477,598 S 7/2003 Mathiowetz
 6,633,483 B2 10/2003 Akagi
 D482,712 S 11/2003 Hsu
 D493,733 S 8/2004 Chen
 D531,067 S 10/2006 Baumgaertner
 7,157,705 B2 1/2007 Hamrelius et al.
 D540,838 S 4/2007 Aronsson et al.
 7,236,243 B2 6/2007 Beecroft et al.
 7,250,603 B1 7/2007 Nugent
 D560,528 S 1/2008 Chen
 D583,261 S 12/2008 Johnson
 D585,927 S 2/2009 Sheard et al.
 D599,392 S 9/2009 Hamrelius

D611,943 S 3/2010 Boyd
 D613,290 S 4/2010 Arnold
 D614,626 S 4/2010 Dai
 D622,726 S 8/2010 Alegiani
 D638,422 S 5/2011 Reed
 D643,034 S 8/2011 Tasselli
 D658,174 S 4/2012 Tasselli
 D658,222 S 4/2012 Elrod et al.
 D664,145 S 7/2012 Cullen
 D665,440 S 8/2012 Sigward
 D666,928 S 9/2012 Elrod
 D667,040 S 9/2012 Holmes
 D668,566 S * 10/2012 Dunkin G01N 23/223
 D10/78
 D668,567 S * 10/2012 Dunkin G01N 23/223
 D10/78
 D674,486 S 1/2013 Onuma
 D677,185 S 3/2013 Zhou
 D677,298 S 3/2013 Hällgren
 D679,307 S 4/2013 Wu
 D684,876 S 6/2013 Laurino
 D692,335 S 10/2013 Waaler
 D701,130 S 3/2014 Laurino
 D710,424 S 8/2014 Hällgren
 D713,275 S 9/2014 Zhenmei
 D723,605 S 3/2015 Palm
 D731,339 S 6/2015 Laurino
 D731,909 S 6/2015 Weakly
 D733,783 S 7/2015 Wu
 D741,390 S 10/2015 Mayeur
 9,176,080 B2 * 11/2015 Drummy G01N 23/223
 D748,510 S 2/2016 Zhou
 D760,101 S * 6/2016 Bacon H05G 1/10
 D10/78
 D763,108 S * 8/2016 Hagerty A61B 6/107
 D10/78
 D780,245 S 2/2017 Ruback
 9,683,952 B2 * 6/2017 Shields G01N 23/223
 9,689,816 B2 * 6/2017 Jones G01N 23/223
 D793,884 S 8/2017 Verity et al.
 9,775,574 B2 * 10/2017 Jones A61B 6/107
 D820,699 S * 6/2018 Bacon D10/78
 D821,894 S 7/2018 Verity et al.
 D849,574 S 5/2019 Sanders
 10,477,661 B2 * 11/2019 Dinsmore H05G 1/10
 2004/0129881 A1 7/2004 Hamrelius
 2012/0314084 A1 12/2012 Lammert
 2013/0188058 A1 7/2013 Nguyen
 2014/0002668 A1 1/2014 Nguyen et al.
 2014/0028854 A1 1/2014 Heinke et al.

OTHER PUBLICATIONS

Flir Systems, Inc., Ultra-Portable Explosives Trace Detector Fido X2, [retrieved on Internet], Dec. 13, 2019, 5 pages, URL: <<https://www.flir.com/products/fido-x2/>>.
 FLIR Systems, Inc., FLIR i-Series Point-and-Shoot Thermal Imaging Cameras, May 2011, 6 pages, FLIR Systems, Inc., U.S.
 FLIR Systems, Inc., FLIR E-Series Thermal Imaging Cameras, Oct. 2011, 8 pages, FLIR Systems, Inc., U.S.
 Lucia (Version for Blind and Visually Impaired), posted 2017, [retrieved Dec. 9, 2017]. Retrieved from Internet, <URL: <http://www.goldgmt.com/products-page/product-category/alto-ii-anthracite-v-2/>>.
 Flowtracker2® HAN DH ELD-ADV® Wading Discharge Measurement Instrument, posted 2016, [retrieved Dec. 9, 2017]. Retrieved from Internet, <URL: <https://www.sontek.com/productsdetail.php?FlowTracker2-Handheld-ADV-1>>.
 Our Products> WMD/Hazmat > Detection Equipment, posted unknown, [retrieved Dec. 9, 2017]. Retrieved from Internet, <URL: <http://www.afcintl.com/chem-pro-1-OOi-i-ms-improved-chemical-detector-from-environics-2.aspx>>.

* cited by examiner

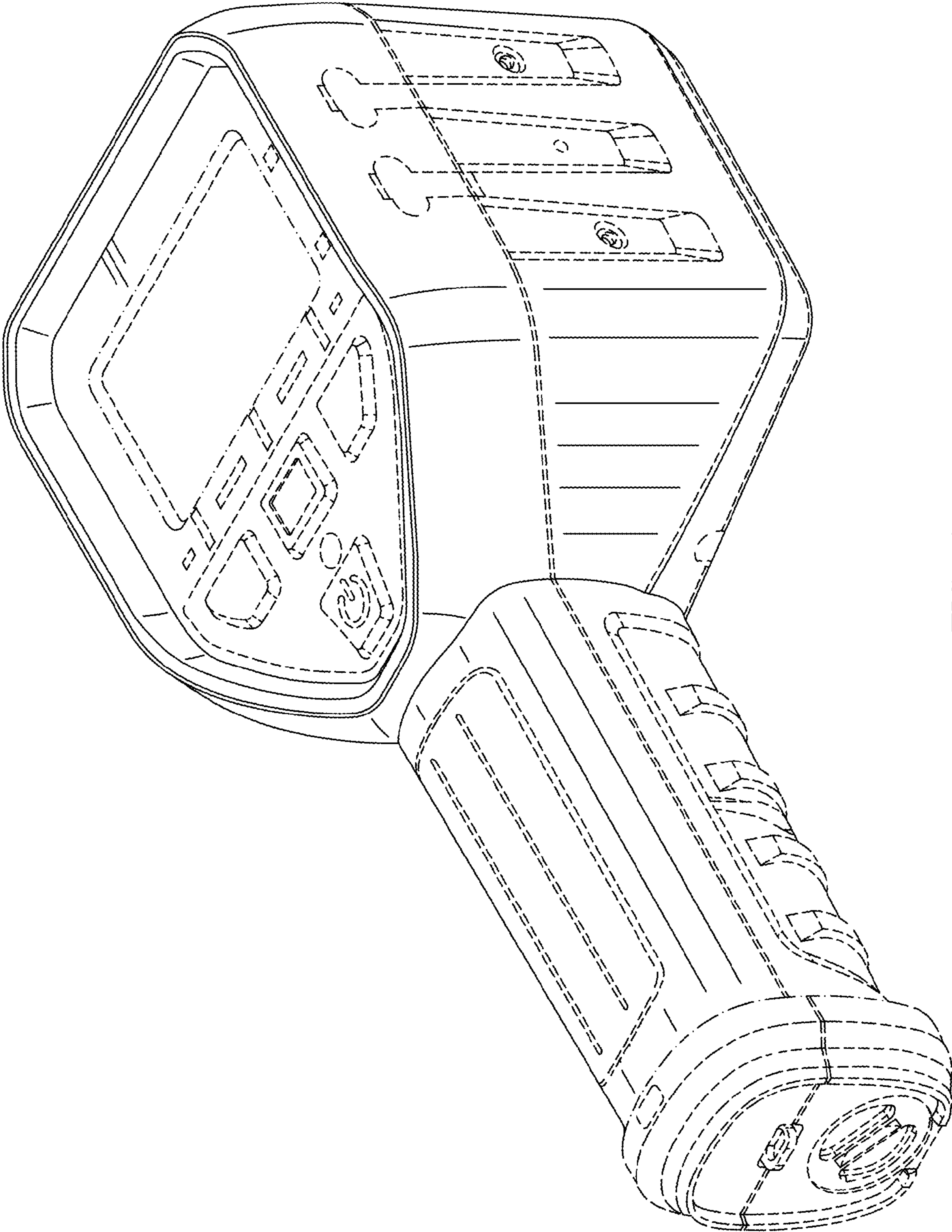


FIG. 1

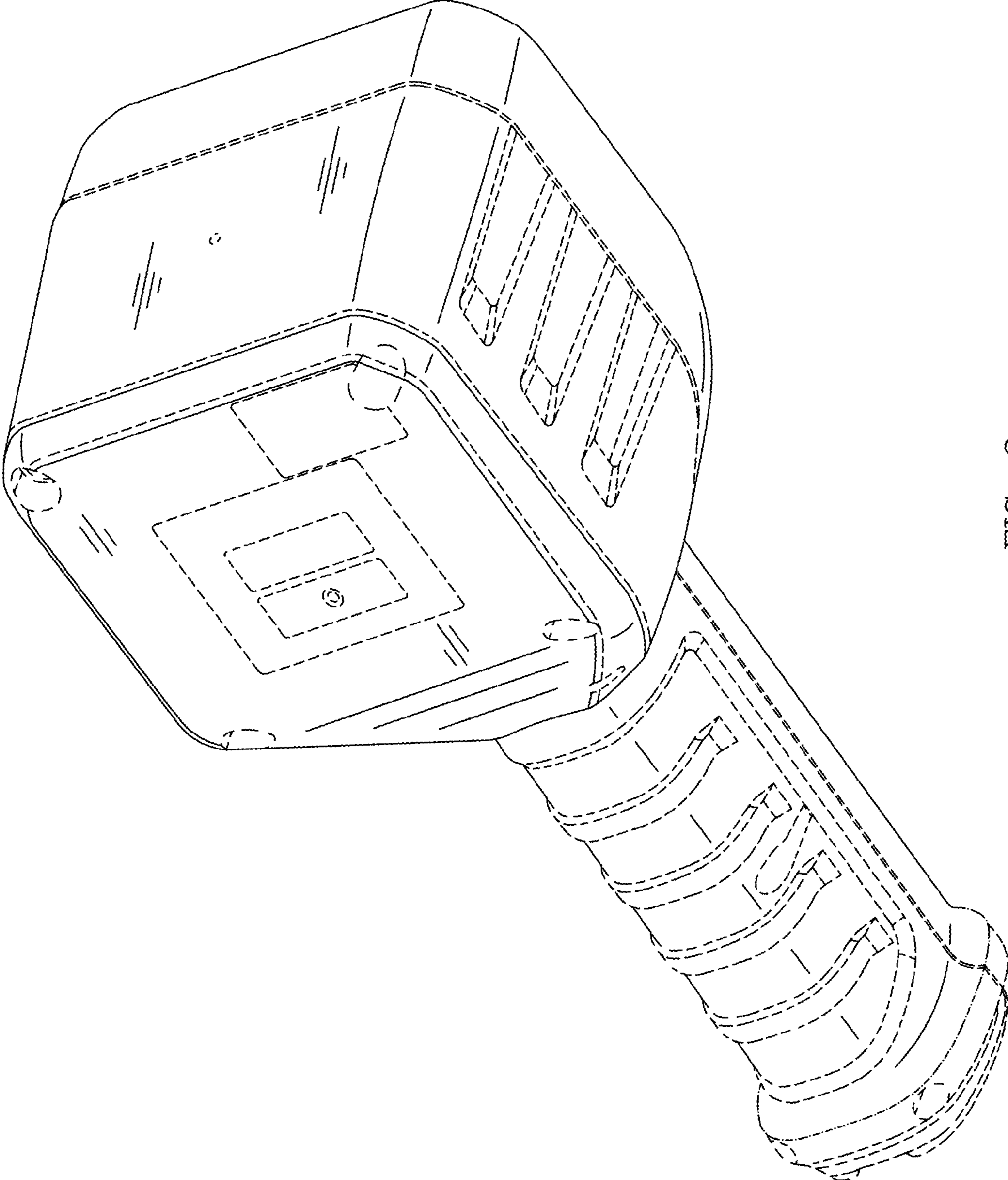


FIG. 2

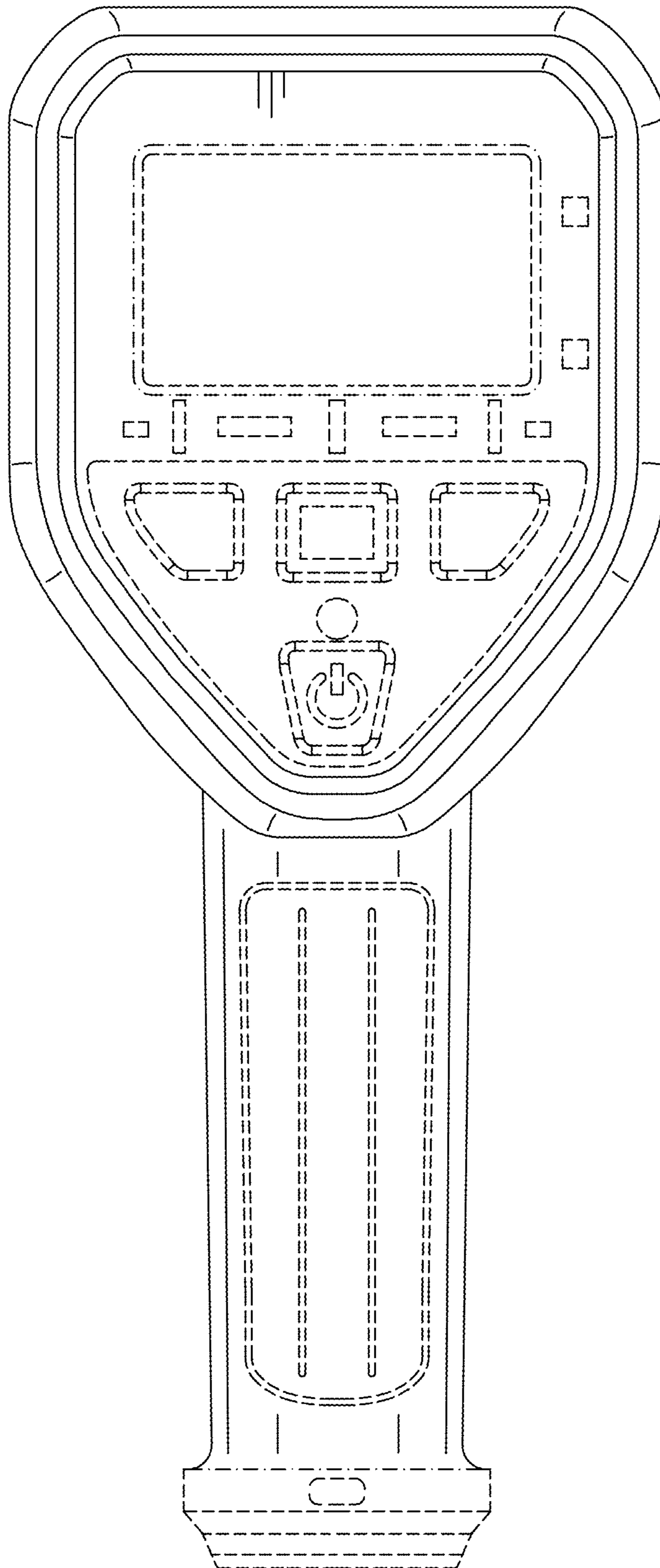


FIG. 3

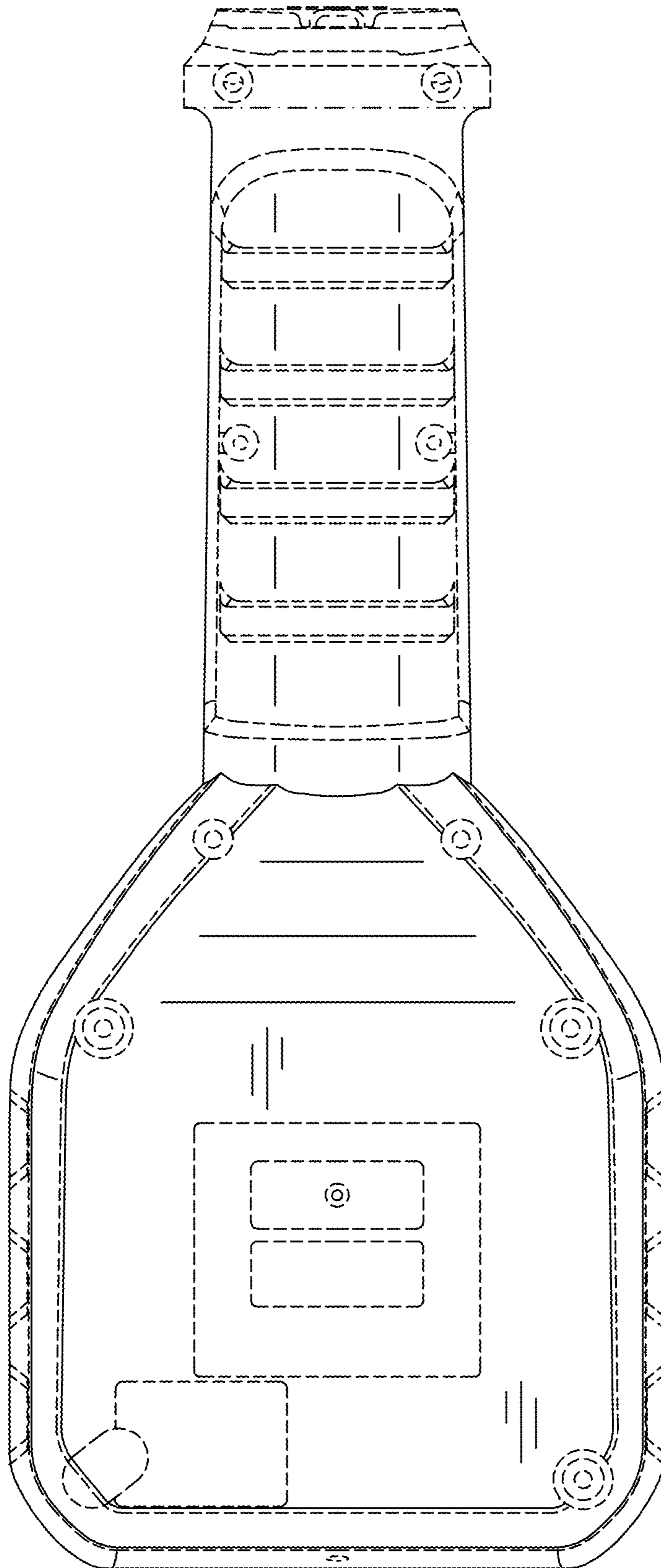


FIG. 4

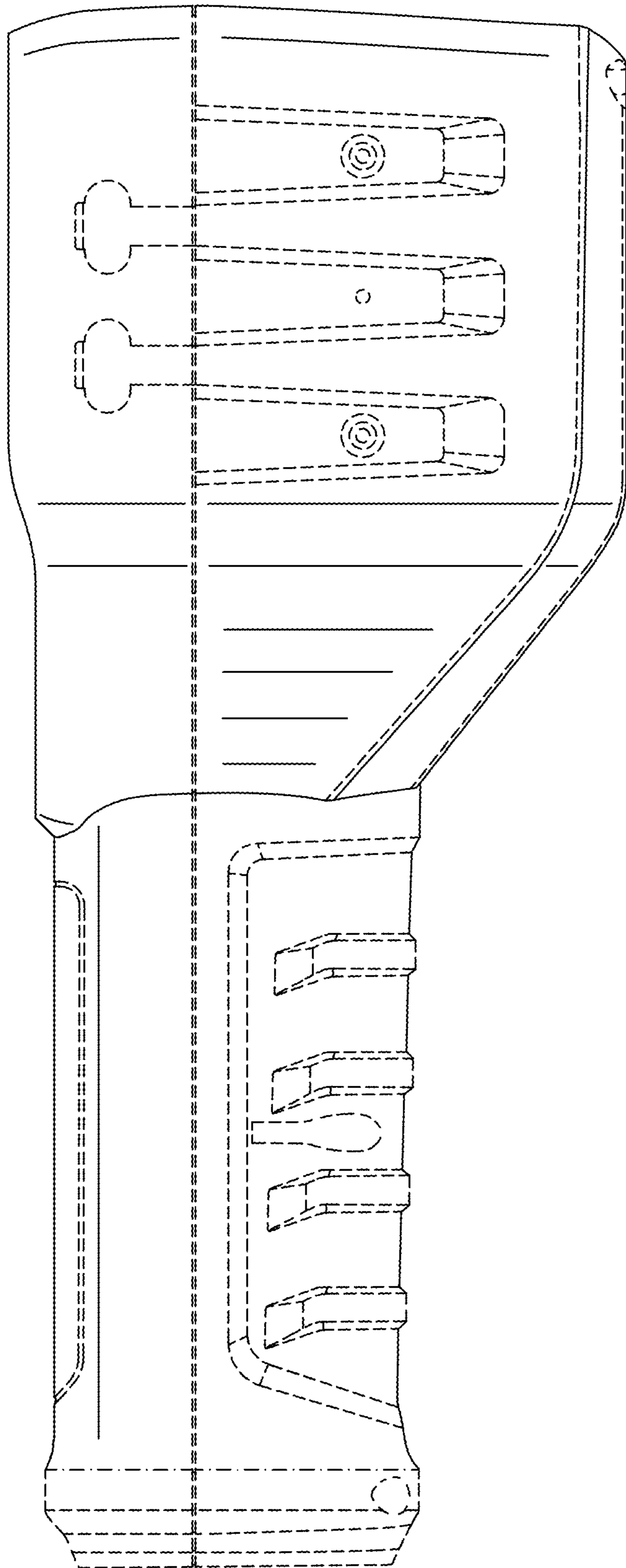


FIG. 5

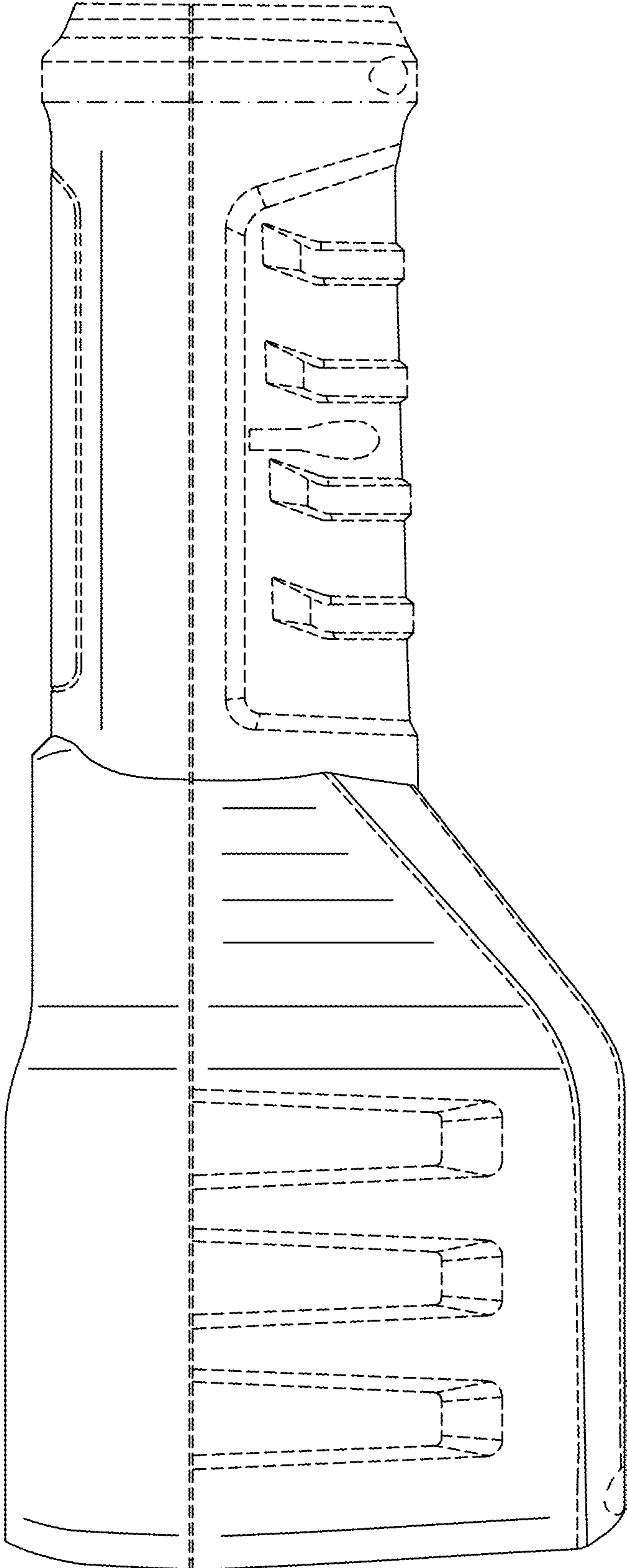


FIG. 6

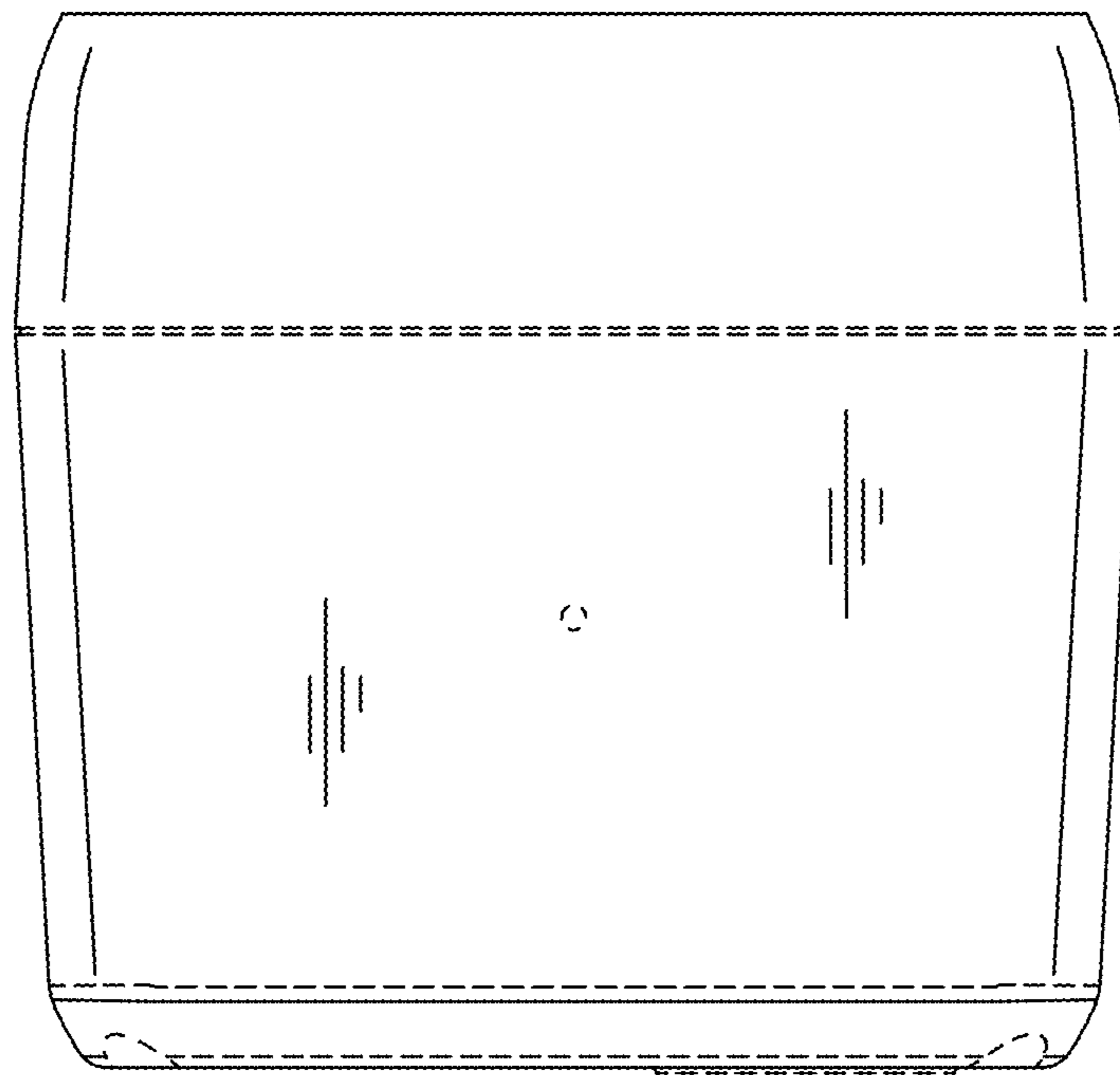


FIG. 7

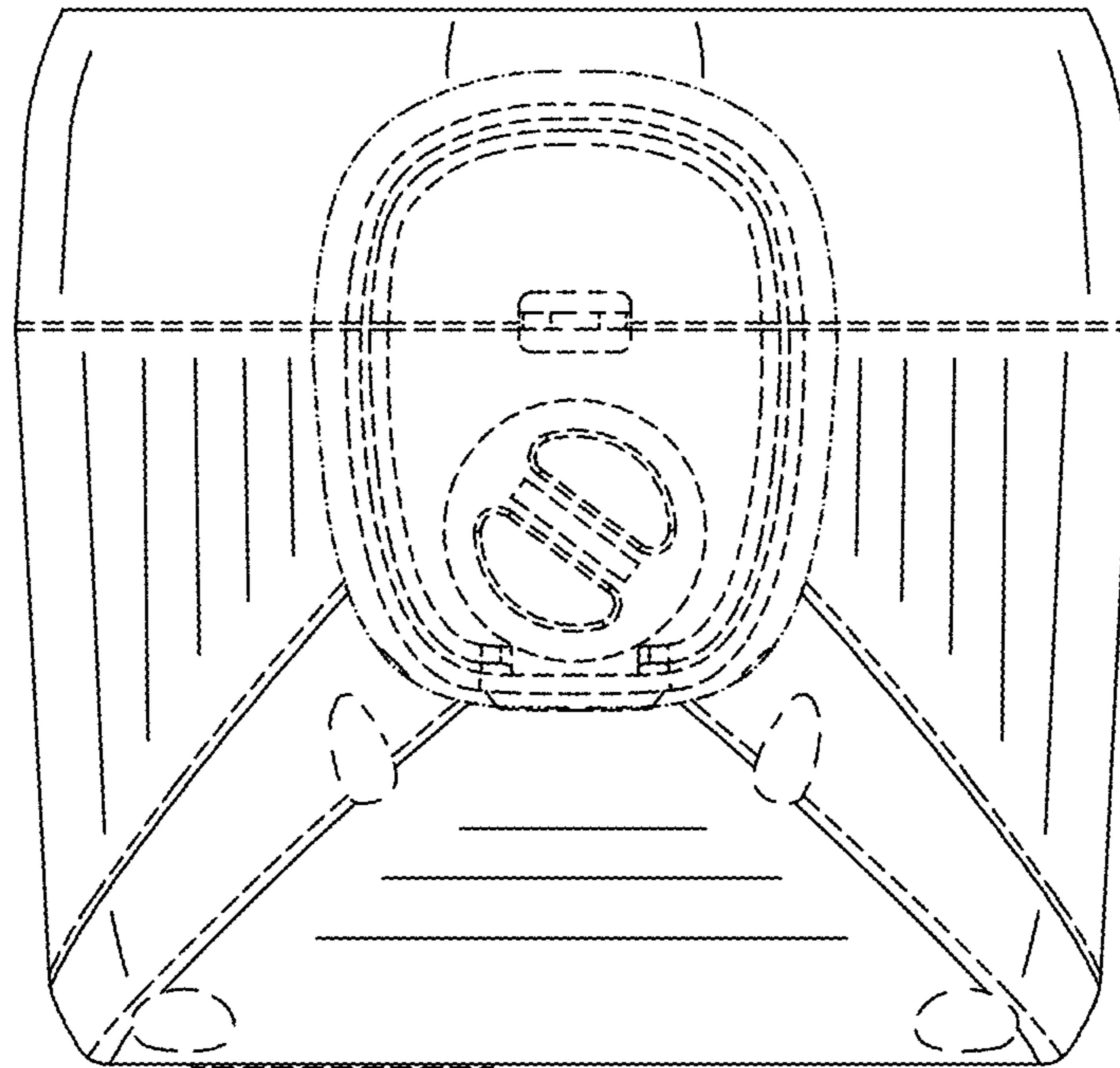


FIG. 8