



US00D944096S

(12) **United States Design Patent**
Morgan et al.

(10) **Patent No.:** **US D944,096 S**

(45) **Date of Patent:** **** Feb. 22, 2022**

(54) **FLEXIBLE POUCH**

81/30; B65D 81/60; B65D 81/365; B65D
81/366; B65D 81/368

(71) Applicant: **Clear Image, INC.**, El Dorado Hills,
CA (US)

See application file for complete search history.

(72) Inventors: **Jarrold Morgan**, Fair Oaks, CA (US);
Katherine Malone, Placerville, CA
(US)

(56) **References Cited**

U.S. PATENT DOCUMENTS

D457,318 S *	5/2002	Borland	D9/607
D463,266 S *	9/2002	Zappa	D9/710
D818,842 S	5/2018	Panigel		
D844,452 S *	4/2019	Panigel	D9/707
D900,630 S *	11/2020	Litwin	D9/705

(**) Term: **15 Years**

* cited by examiner

(21) Appl. No.: **29/723,753**

(22) Filed: **Feb. 10, 2020**

Primary Examiner — Abraham Bahta

(51) **LOC (13) Cl.** **09-05**

(52) **U.S. Cl.**
USPC **D9/707**

(57) **CLAIM**

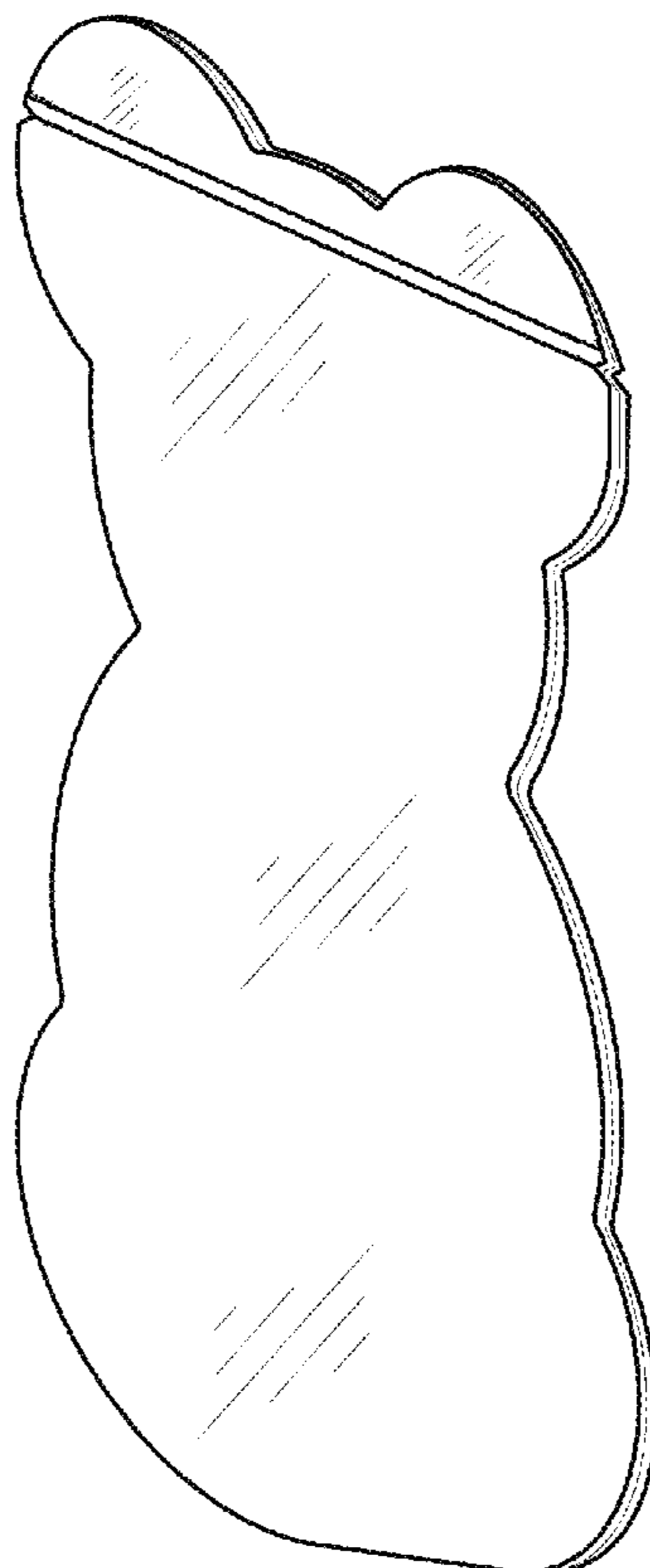
(58) **Field of Classification Search**
USPC D9/702-714, 414-415, 417-418, 737,
D9/424, 430-433, 730-732, 756, 761,
D9/643-647, 600; D7/549, 553.2, 590,
D7/602; D3/201, 203.1, 203.3, 303, 202;
206/527, 807, 260, 811, 103, 203, 207,
206/457, 459.5; 220/23.4, 500, 666;
229/120.02, 120.011, 87.06, 116.1;
426/114-115, 119, 120; 222/92, 107,
222/215, 206; 215/381-384, 400;
383/88, 101, 123
CPC B65D 85/00; B65D 5/42; B65D 5/4208;
B65D 33/00; B65D 33/04; B65D 33/24;
B65D 33/16; B65D 33/12; B65D 33/008;
B65D 2033/00; B65D 2033/02; B65D

The ornamental design for a flexible pouch, as shown and described.

DESCRIPTION

FIG. 1 is a front perspective view of a flexible pouch, embodying our new design;
FIG. 2 is a front view thereof;
FIG. 3 is a rear view thereof;
FIG. 4 is a right side elevational view thereof;
FIG. 5 is a left side elevational view thereof;
FIG. 6 is a top view thereof; and,
FIG. 7 is a bottom view thereof.

1 Claim, 5 Drawing Sheets



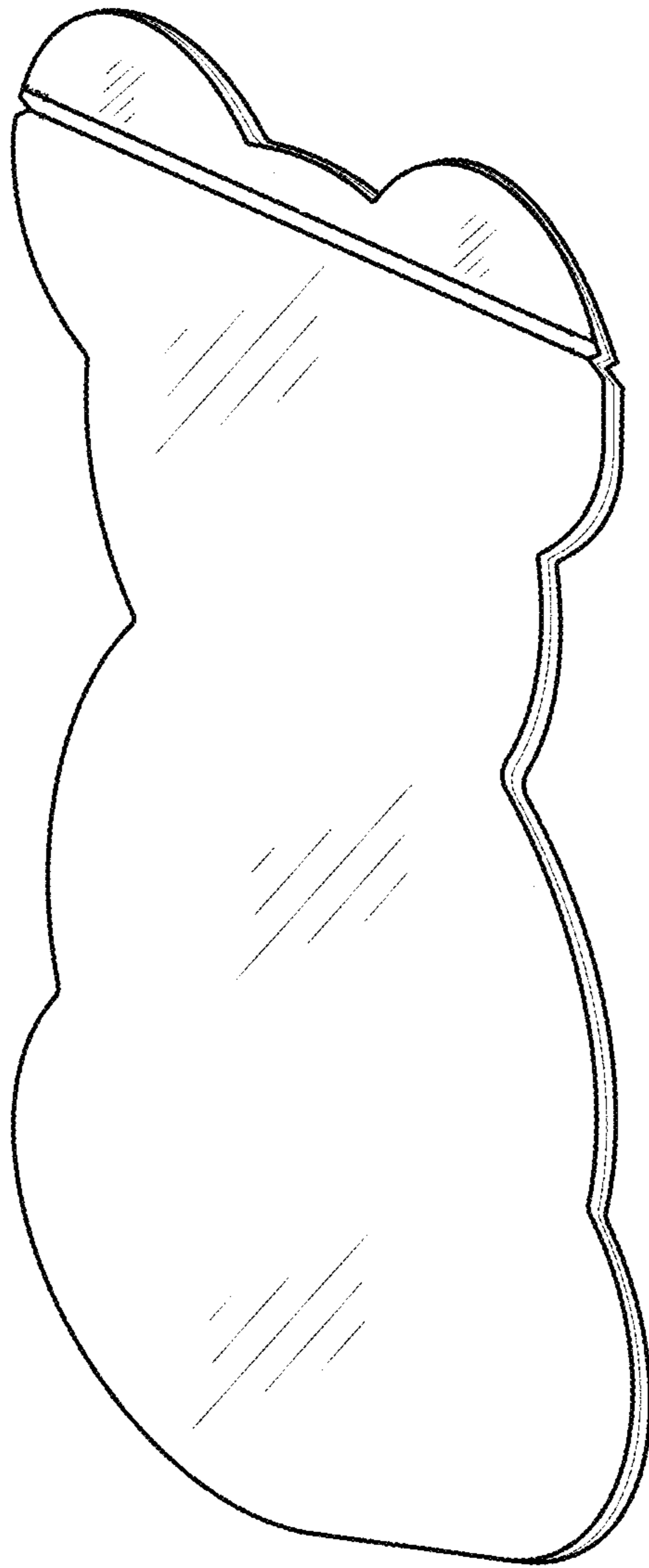


FIG. 1




FIG. 2




FIG. 3

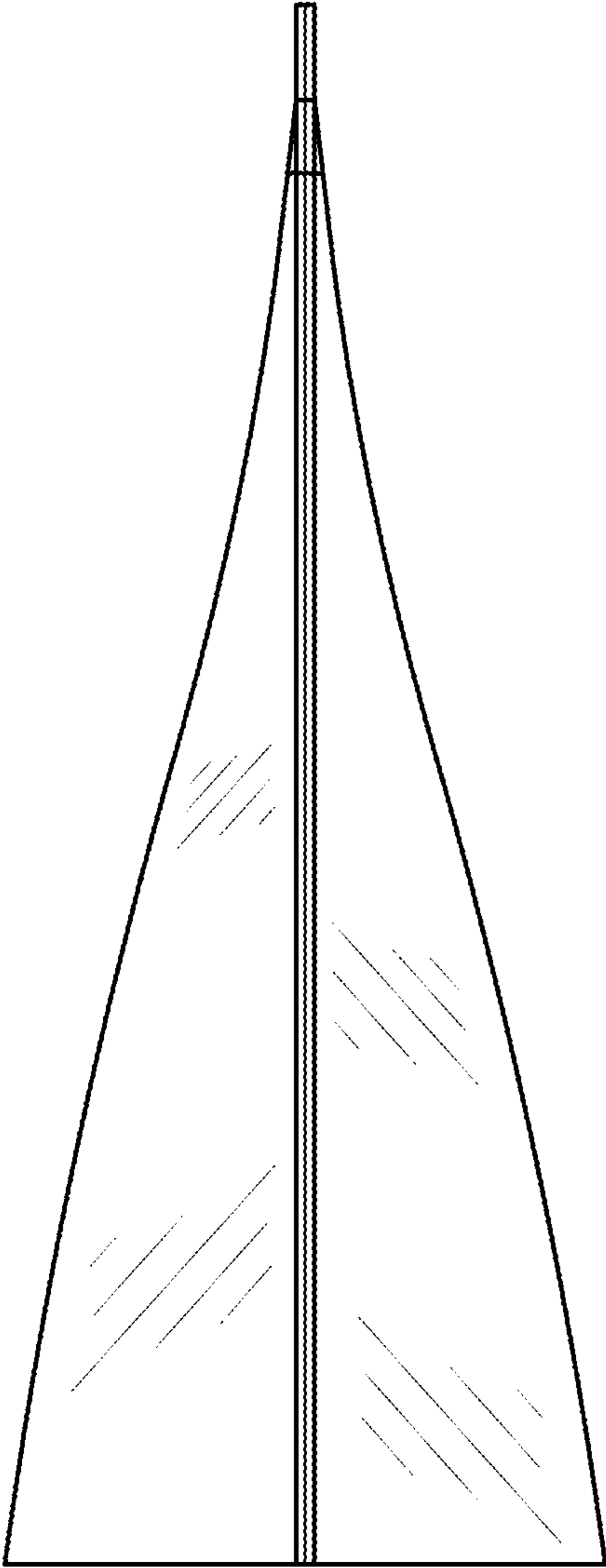


FIG. 4

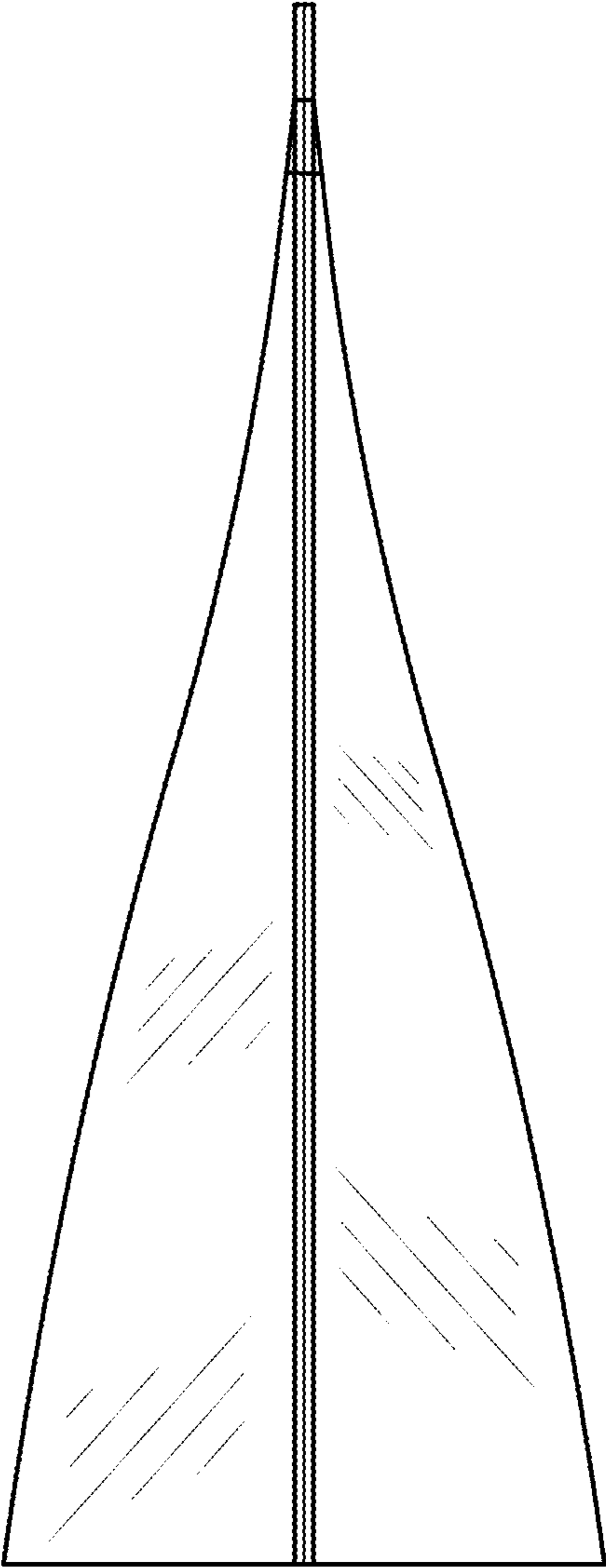


FIG. 5

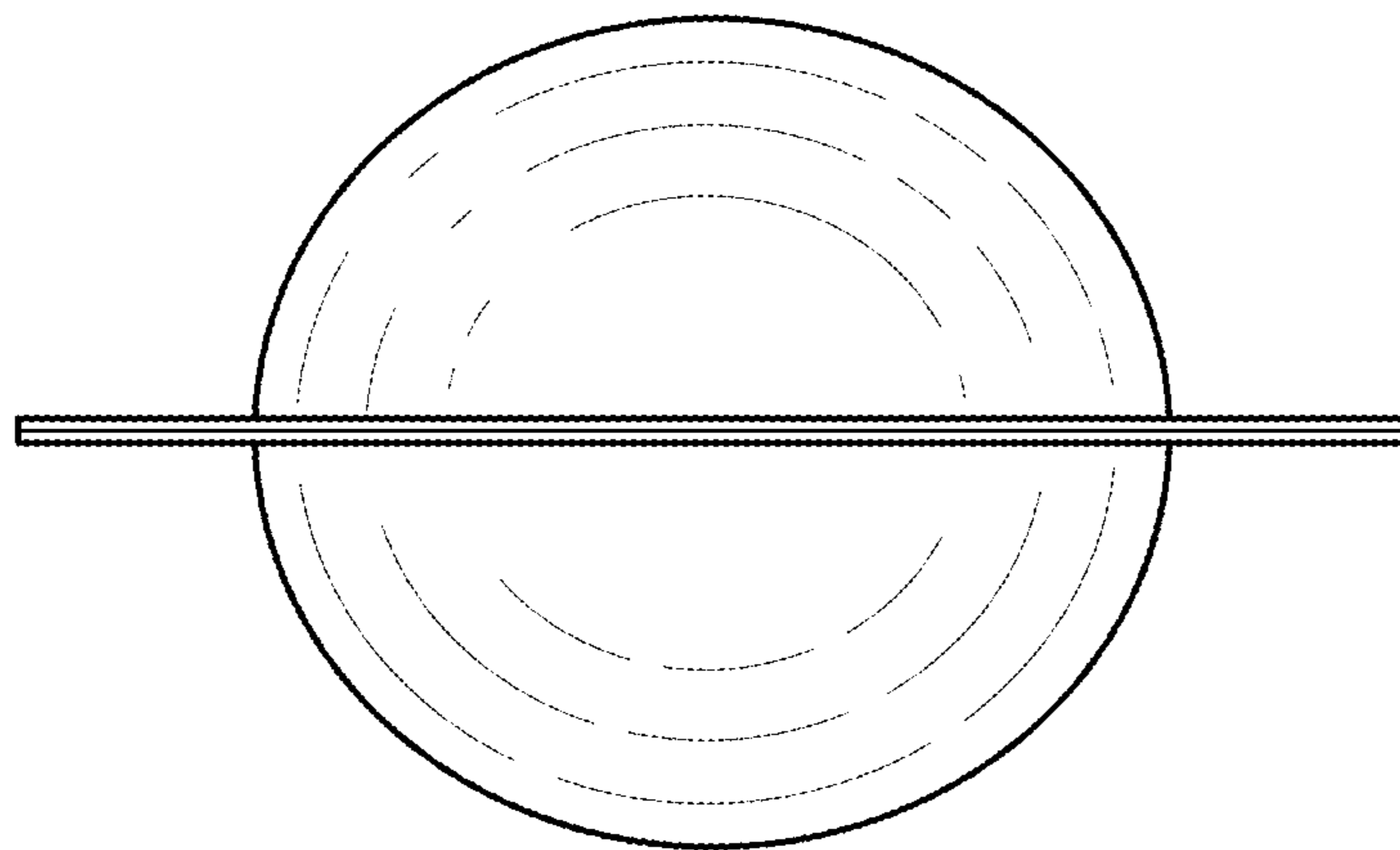


FIG. 6

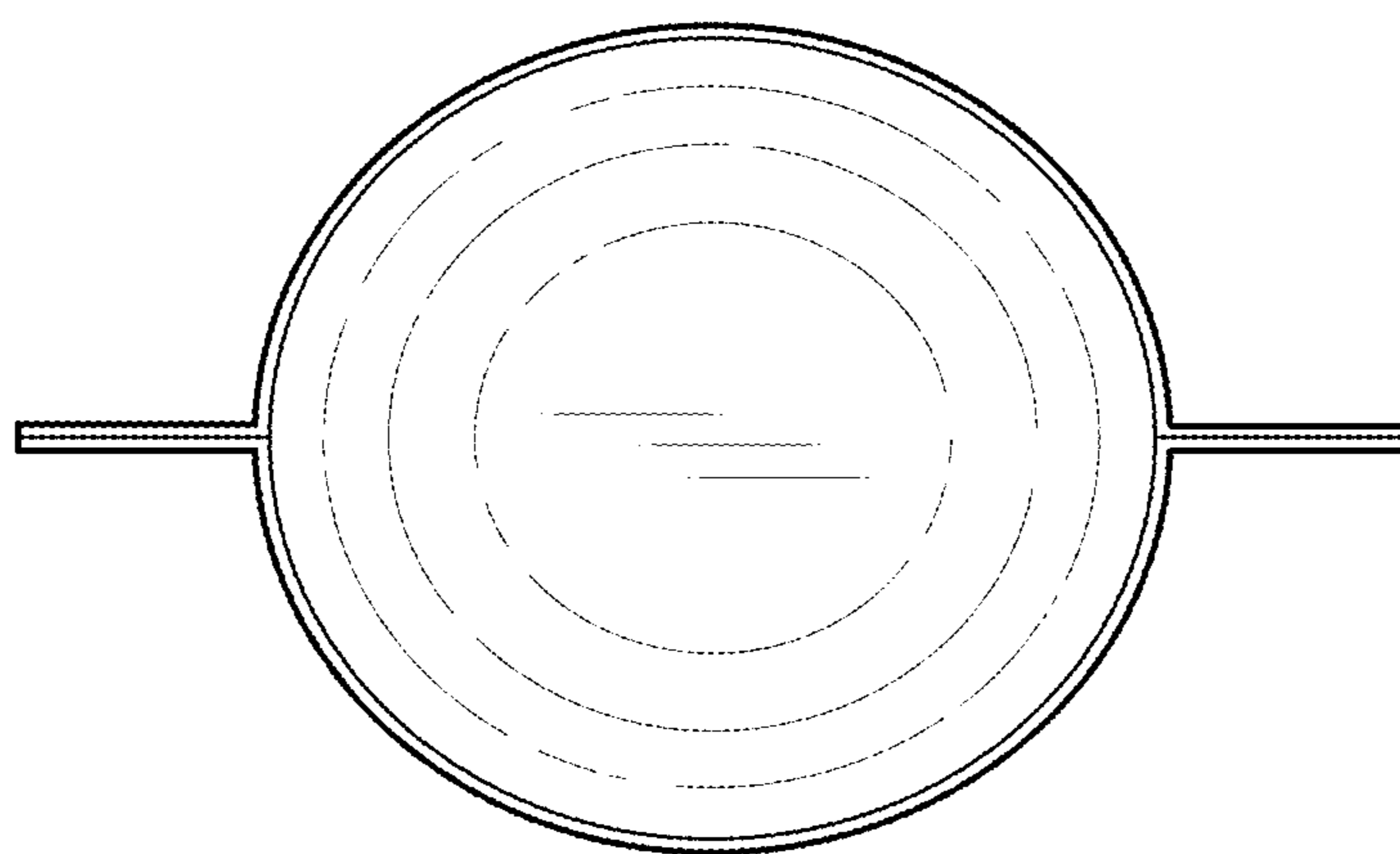


FIG. 7