



US00D944073S

(12) **United States Design Patent**  
**Berube**

(10) **Patent No.:** **US D944,073 S**

(45) **Date of Patent:** **\*\* Feb. 22, 2022**

(54) **SUPPORT**

(71) Applicant: **VRAT Inc.**, Montreal (CA)

(72) Inventor: **Sylvain Berube**, Montreal (CA)

(73) Assignee: **VRAT INC.**, Montreal (CA)

(\*\*) Term: **15 Years**

(21) Appl. No.: **29/666,086**

(22) Filed: **Oct. 10, 2018**

(30) **Foreign Application Priority Data**

Oct. 4, 2018 (CA) ..... CA 183918

(51) **LOC (13) Cl.** ..... **08-05**

(52) **U.S. Cl.**  
USPC ..... **D8/365**

(58) **Field of Classification Search**  
USPC ..... D8/354, 366, 371, 372, 367, 374, 373,  
D8/376, 375, 16, 19, 45, 380, 381, 394,  
D8/71, 365; D20/42, 43; D11/164, 132  
CPC ..... E04D 1/34; E04D 12/00  
See application file for complete search history.

(56) **References Cited**

**U.S. PATENT DOCUMENTS**

4,197,604 A \* 4/1980 Nakamura ..... A47G 9/1045  
446/72  
D279,727 S \* 7/1985 Mitchell ..... 446/27

D280,570 S \* 9/1985 Stanley ..... D2/632  
4,724,548 A \* 2/1988 London ..... A41F 9/002  
2/170  
D297,750 S \* 9/1988 Loudenslager ..... D21/623  
D370,585 S \* 6/1996 Faithfull ..... D2/631  
D371,600 S \* 7/1996 Henry ..... 49/406  
D377,815 S \* 2/1997 Deprima ..... D2/823  
8,007,044 B1 \* 8/2011 Dubey ..... A47C 7/383  
297/392  
D719,873 S \* 12/2014 Gianfriddo ..... D11/160  
10,588,417 B2 \* 3/2020 Berube ..... A47C 7/383  
2018/0242747 A1 \* 8/2018 Berube ..... A47C 16/00

\* cited by examiner

*Primary Examiner* — Eliza Z Bennett-Hattan

(74) *Attorney, Agent, or Firm* — Brouillette Legal Inc.;  
Robert Brouillette

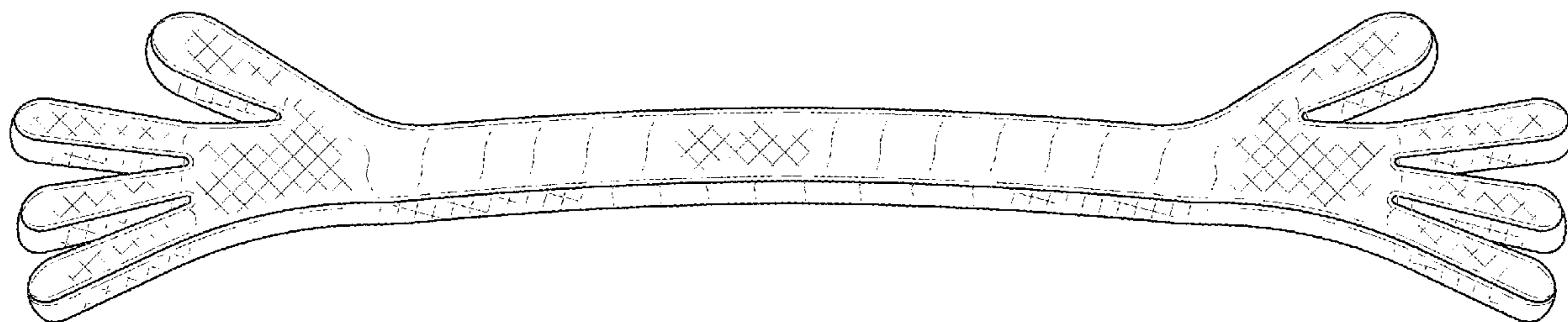
(57) **CLAIM**

The ornamental design for a support, as shown and described.

**DESCRIPTION**

FIG. 1 is a perspective view of the front side of the support;  
FIG. 2 is a top view of the support;  
FIG. 3 is a bottom view of the support;  
FIG. 4 is a front plan view of the support;  
FIG. 5 is a back plan view of the support;  
FIG. 6 is a left plan view of the support; and,  
FIG. 7 is a right plan view of the support.  
The broken lines shown on the drawings depict portions of support that form no part of the claimed design.

**1 Claim, 7 Drawing Sheets**



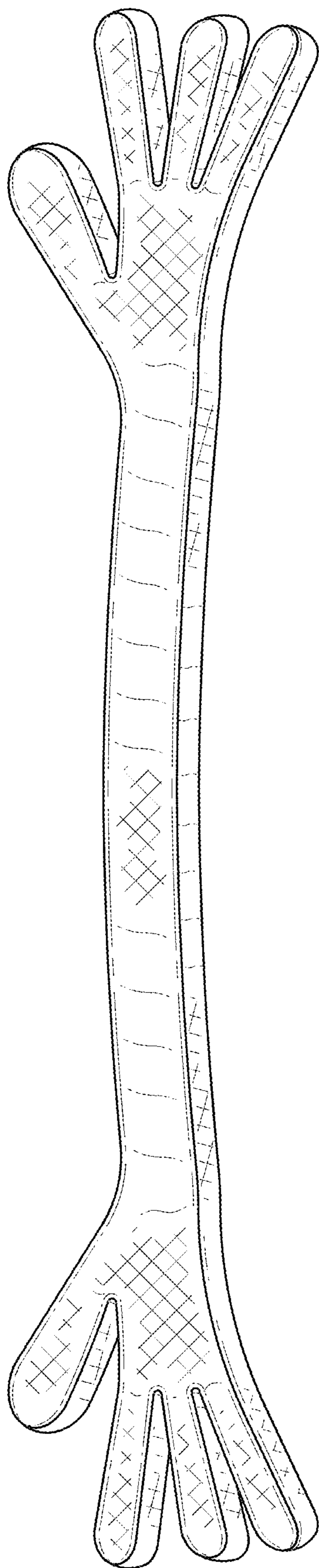


FIG. 1

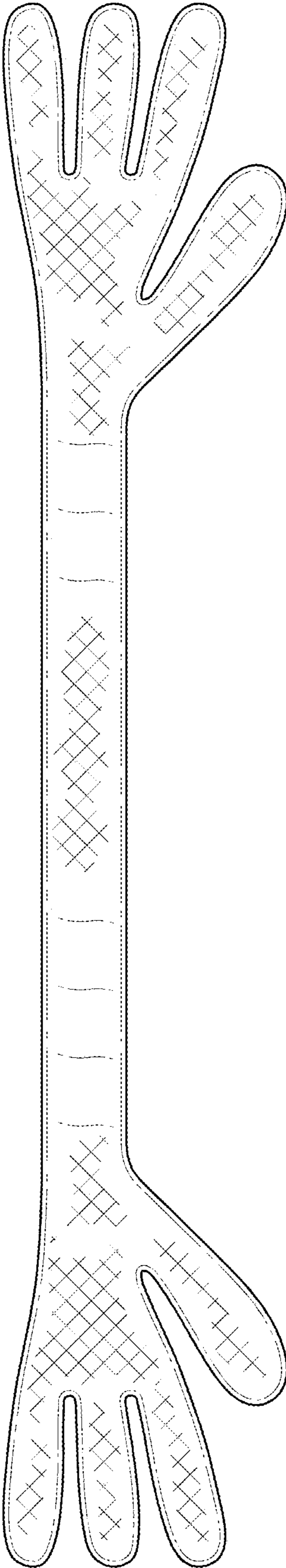


FIG. 2

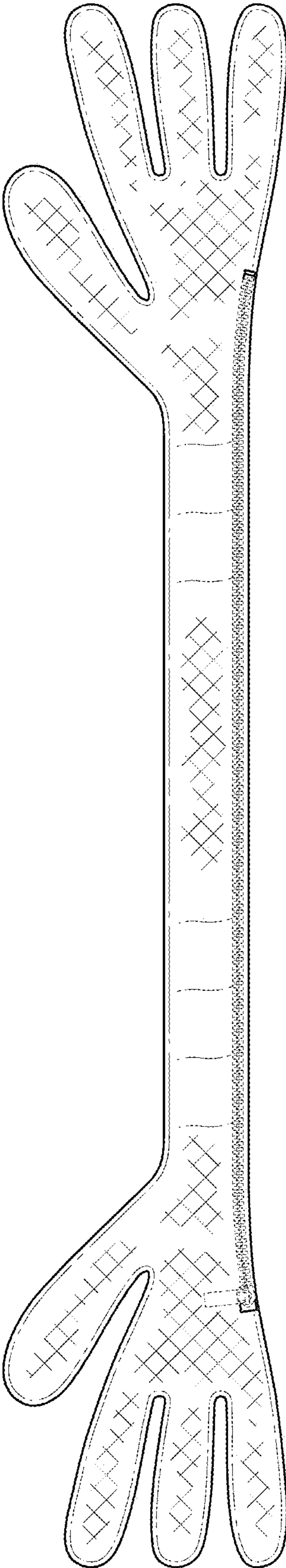


FIG. 3

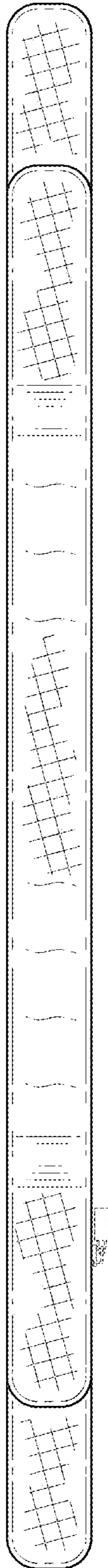


FIG. 4

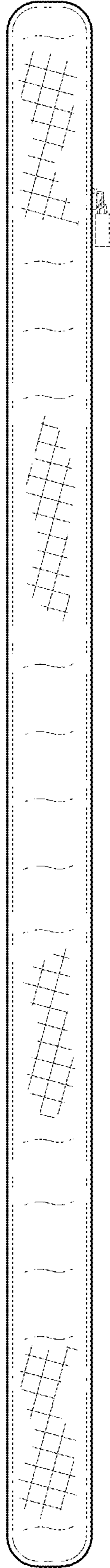


FIG. 5

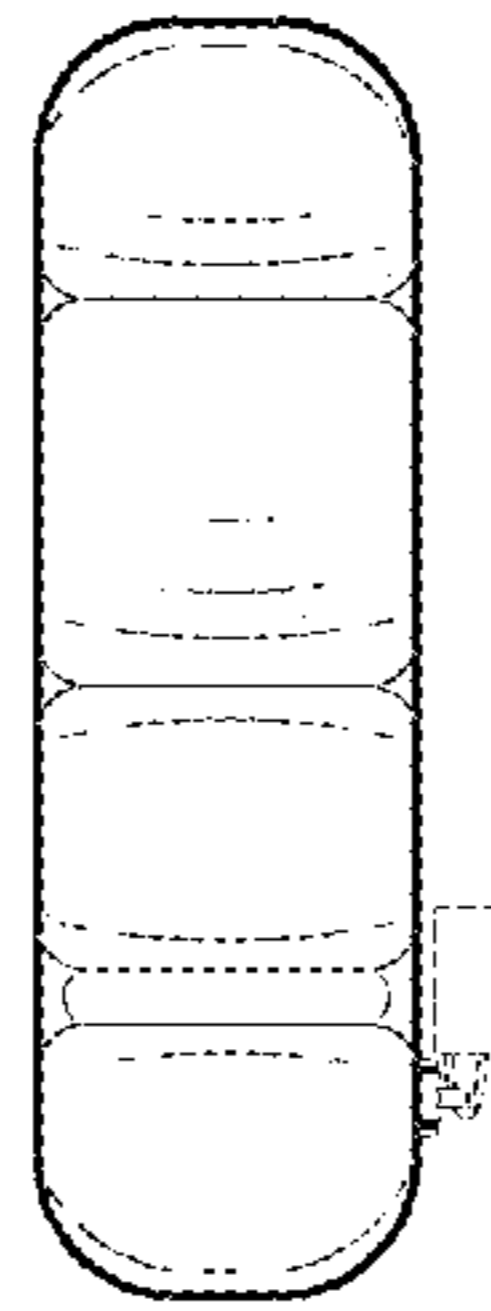


FIG. 6

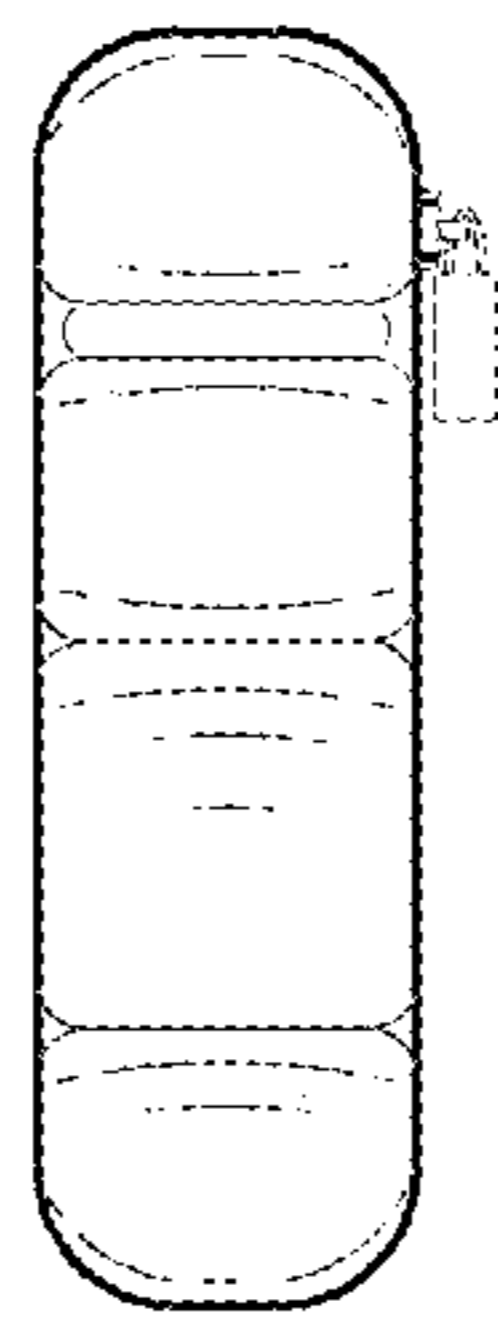


FIG. 7