



US00D944061S

(12) **United States Design Patent** (10) **Patent No.:** **US D944,061 S**
Liu (45) **Date of Patent:** **** Feb. 22, 2022**

- (54) **KITCHEN KNIFE**
- (71) Applicant: **Shenzhen Bolton Technology Co., Ltd.**, Shenzhen (CN)
- (72) Inventor: **Huazhu Liu**, Shandong Province (CN)
- (**) Term: **15 Years**
- (21) Appl. No.: **29/775,323**
- (22) Filed: **Mar. 23, 2021**
- (51) **LOC (13) Cl.** **07-03**
- (52) **U.S. Cl.**
USPC **D7/649; D7/401.2**
- (58) **Field of Classification Search**
USPC D7/393-395, 401.2, 642-652, 693, D7/695-696; D8/93, 97-100, 107, 300, D8/321; D22/117-118
CPC A01B 1/20; A01B 1/22; A22C 25/006; A47G 21/06; A47G 21/065; A61B 17/3211; A61B 17/3213; B21D 53/64; B25G 3/36; B26B 1/00; B26B 1/08; B26B 1/10; B26B 3/00; B26B 3/02; B26B 3/03; B26B 3/04; B26B 3/06; B26B 5/00; B26B 5/001; B26B 5/007; B26B 7/00; B26B 7/005; B26B 9/00; B26B 9/02; B26B 11/00; B26B 11/006; B26B 17/00; B26B 17/006; B26B 29/02
See application file for complete search history.

| | | | | |
|--------------|---------|-----------|-------|----------|
| D850,219 S * | 6/2019 | Junfola | | D7/649 |
| D891,882 S * | 8/2020 | Almazan | | D7/649 |
| D896,594 S | 9/2020 | Tarrerias | | |
| D906,063 S * | 12/2020 | Gabbay | | D7/650 |
| D920,056 S * | 5/2021 | Chen | | D7/649 |
| D925,301 S * | 7/2021 | Liang | | D7/649 |
| D926,518 S * | 8/2021 | Hossom | | D7/401.2 |

OTHER PUBLICATIONS

Dragon Riot Meat and Vegetable Cleaver Knife. Date First Available on Amazon.com Aug. 21, 2020. <https://www.amazon.com/dp/B08GFB8911/ref> (Year: 2020).*

Handmade Damascus Cleaver Knife by PAL. Date First Available on Amazon.com Oct. 3, 2017. <https://www.amazon.com/PAL-2000-KNIVES-Handmade-Damascus/dp/B07Y7MP77N/ref> (Year: 2017).*

* cited by examiner

Primary Examiner — Ricky Pham

(57) **CLAIM**

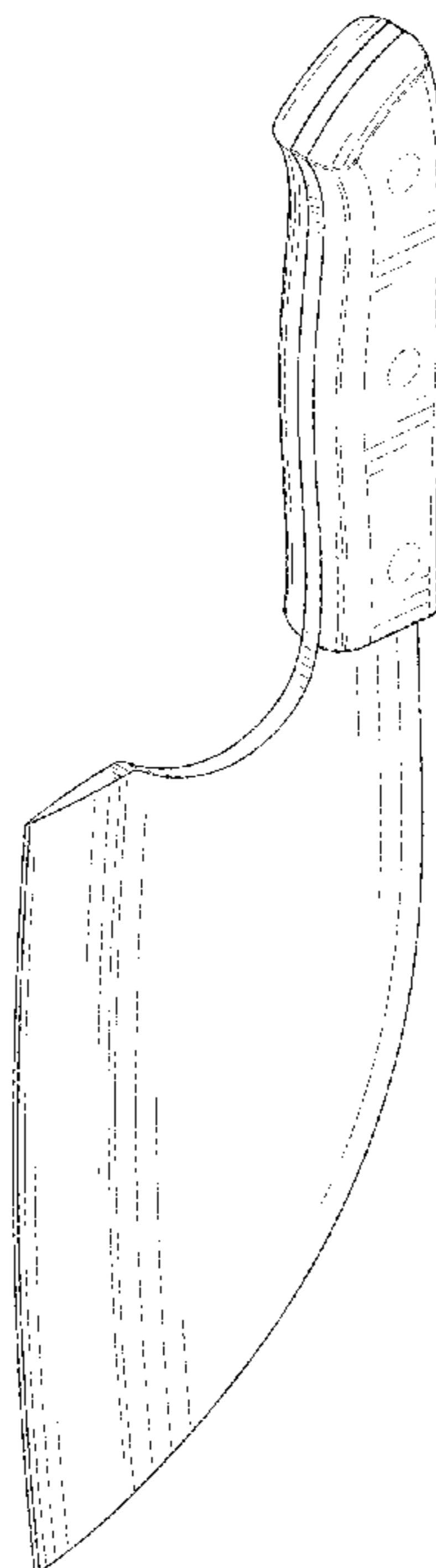
The ornamental design for a kitchen knife, as shown and described.

DESCRIPTION

FIG. 1 is a rear and bottom perspective view of a kitchen knife, showing my new design;
 FIG. 2 is a front and top perspective view thereof;
 FIG. 3 is a front elevation view thereof;
 FIG. 4 is a rear elevation view thereof;
 FIG. 5 is a left side elevation view thereof;
 FIG. 6 is a right side elevation view thereof;
 FIG. 7 is a top plan view thereof; and,
 FIG. 8 is a bottom plan view thereof.
 The broken lines in the figures illustrate portions of the kitchen knife that form no part of the claimed design.

1 Claim, 8 Drawing Sheets

- (56) **References Cited**
U.S. PATENT DOCUMENTS
D749,916 S * 2/2016 Lessmann D7/649
D807,696 S * 1/2018 Liu D7/401.2



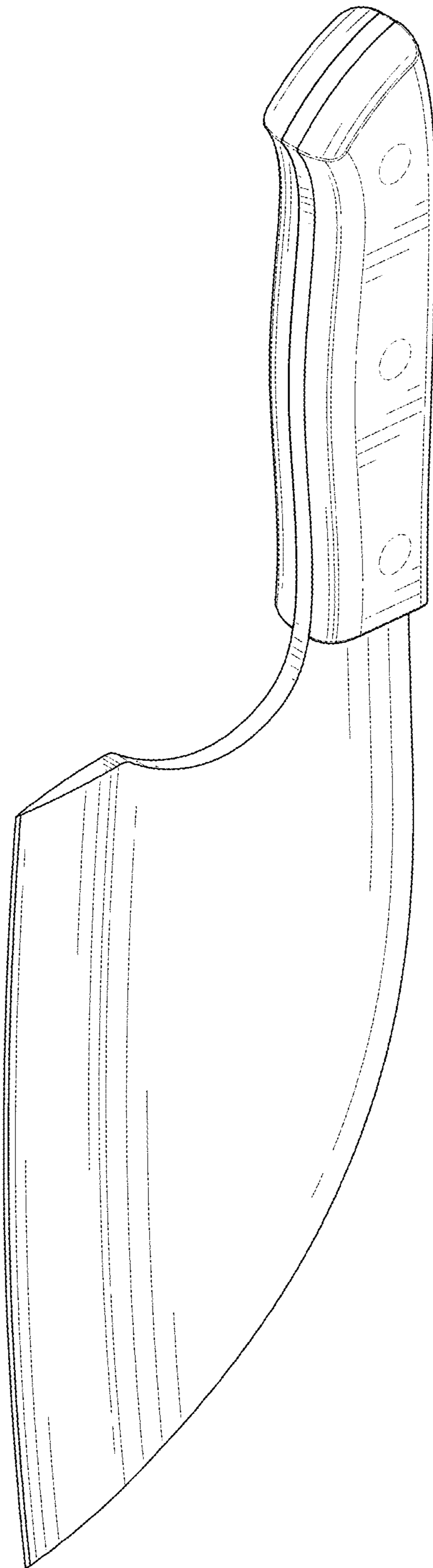


FIG. 1

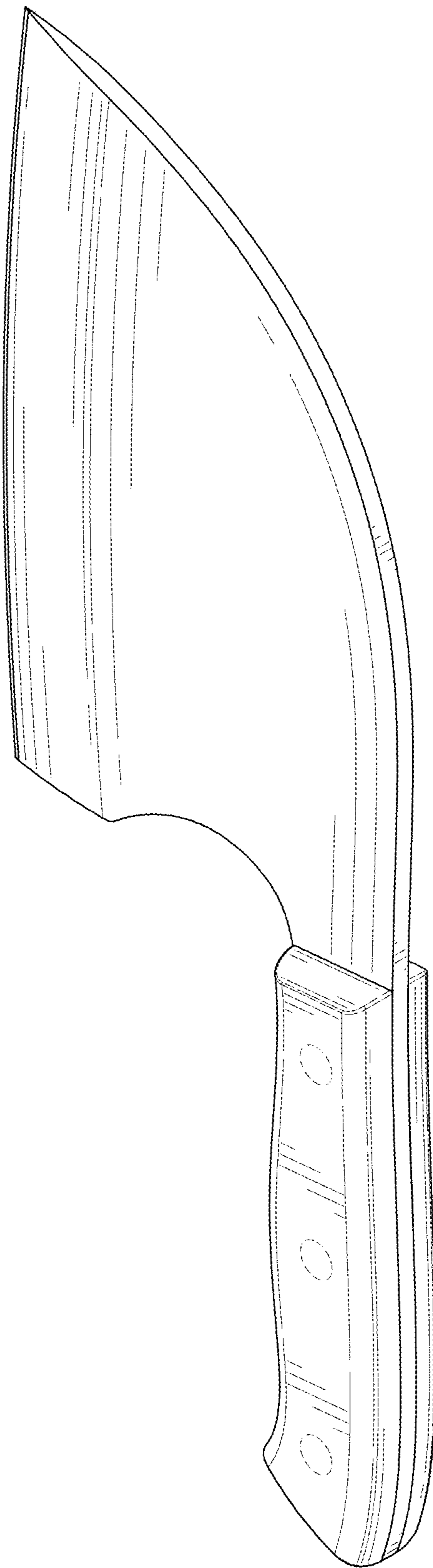


FIG. 2

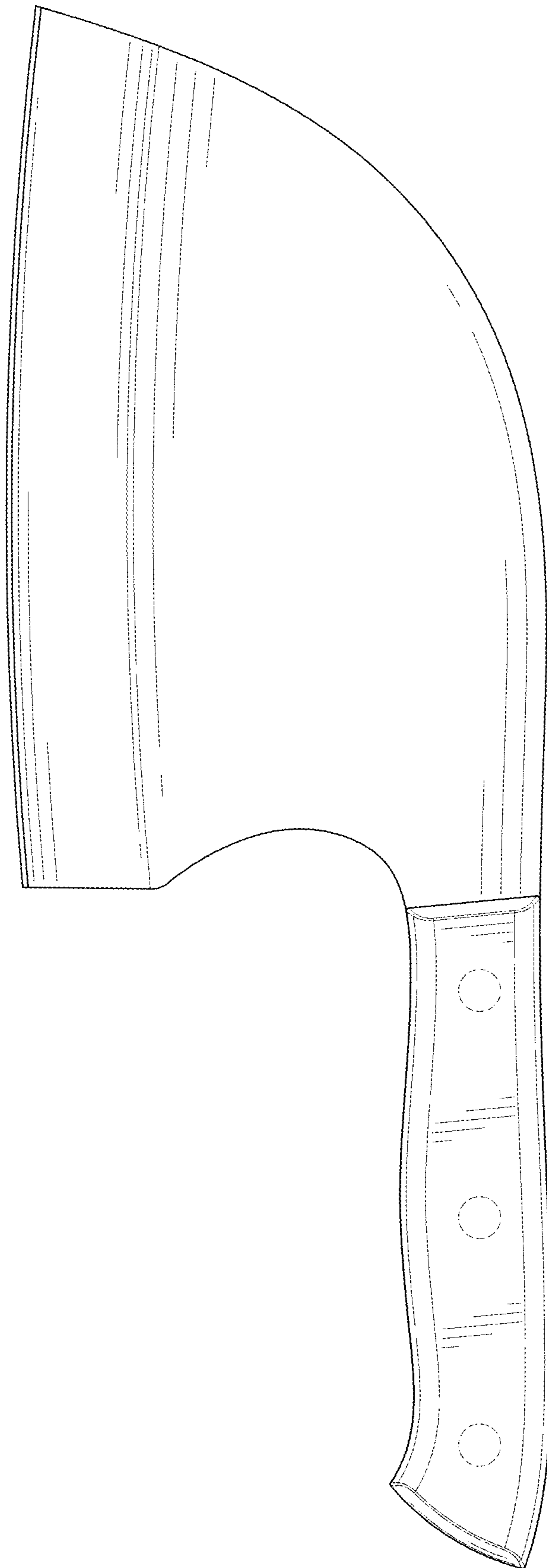


FIG. 3

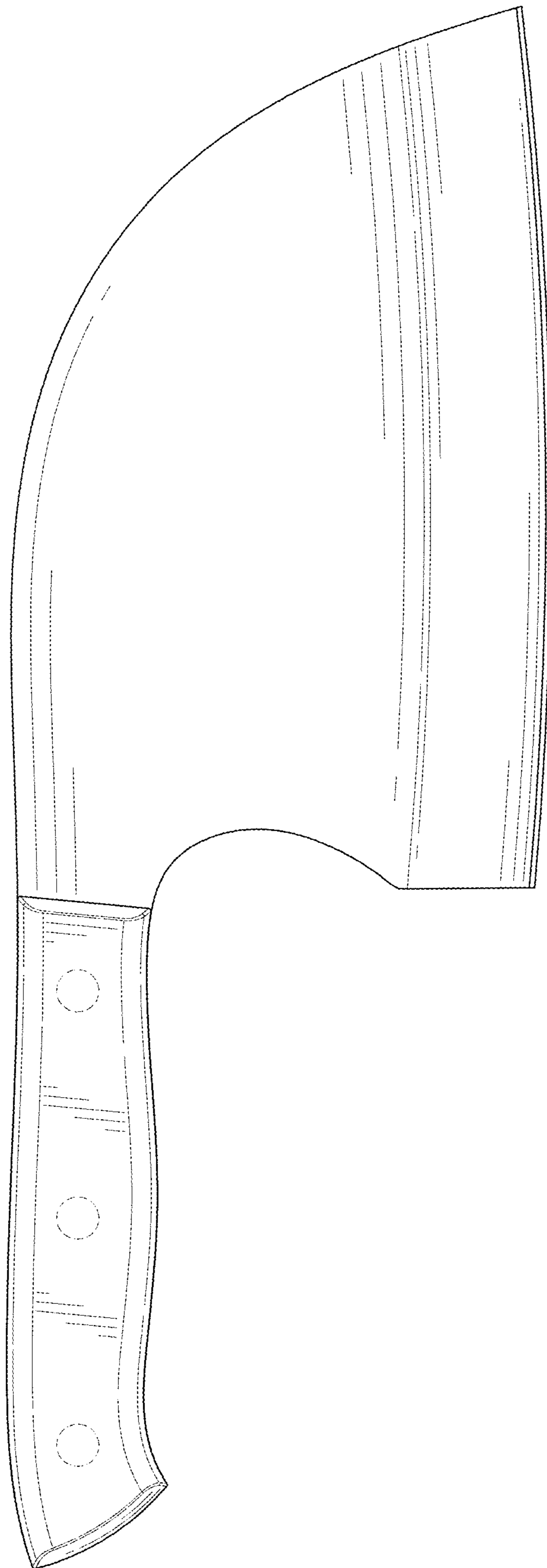


FIG. 4

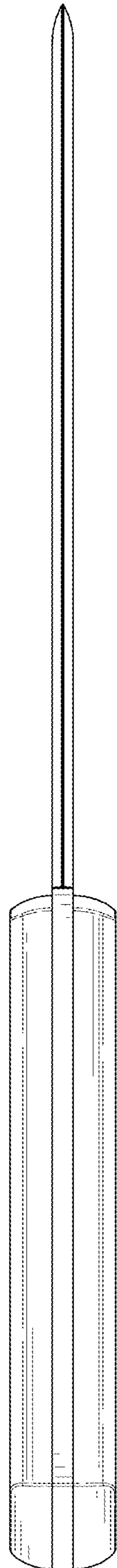


FIG. 5

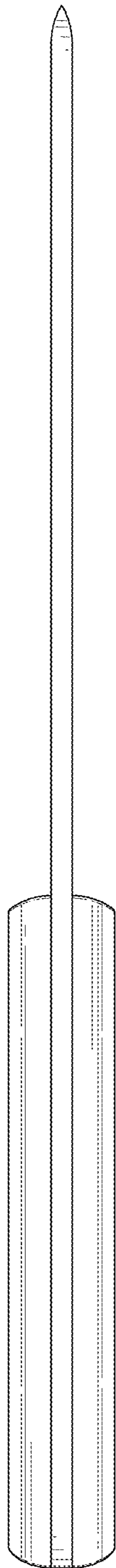


FIG. 6




FIG. 7

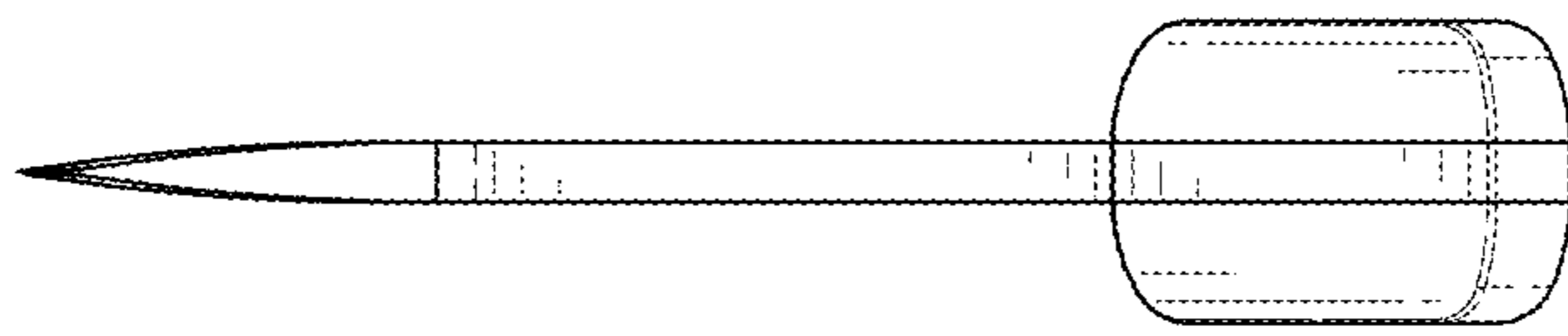


FIG. 8