



US00D944055S

(12) **United States Design Patent**  
**Glesser**

(10) **Patent No.:** **US D944,055 S**

(45) **Date of Patent:** **\*\* Feb. 22, 2022**

- (54) **FIXED BLADE KNIFE**
- (71) Applicant: **Spyderco, Inc.**, Golden, CO (US)
- (72) Inventor: **Louis Sal Glesser**, Evergreen, CO (US)
- (73) Assignee: **Spyderco, Inc.**, Golden, CO (US)
- (\*\*) Term: **15 Years**

- D339,719 S 9/1993 Thelen
- D344,006 S 2/1994 Glesser
- D360,013 S 7/1995 Collins
- D366,089 S 1/1996 Ackerson, Jr
- D379,294 S 5/1997 Lum
- 5,628,117 A 5/1997 Glesser
- D382,189 S 8/1997 Viele
- D384,871 S 10/1997 McWillis
- D389,389 S 1/1998 Glesser

(Continued)

- (21) Appl. No.: **29/784,010**
- (22) Filed: **May 17, 2021**

**Related U.S. Application Data**

- (62) Division of application No. 29/743,192, filed on Jul. 20, 2020, now Pat. No. Des. 919,379, which is a division of application No. 29/665,591, filed on Oct. 4, 2018, now Pat. No. Des. 890,578.

(51) **LOC (13) Cl.** ..... **07-03**

(52) **U.S. Cl.**  
USPC ..... **D7/401.2**; D7/649; D7/695

(58) **Field of Classification Search**  
USPC ..... D7/393-395, 401.2, 642-652, 693,  
D7/695-696; D8/93, 97-100, 107, 300,  
D8/321; D22/117-118

CPC ..... A01B 1/20; A01B 1/22; A22C 25/006;  
A47G 21/06; A47G 21/065; A61B  
17/3211; A61B 17/3213; B21D 53/64;  
B25G 3/36; B26B 1/00; B26B 1/08;  
B26B 1/10; B26B 3/00; B26B 3/02;  
B26B 3/03; B26B 3/04; B26B 3/06;  
B26B 5/00; B26B 5/001; B26B 5/007;  
B26B 7/00; B26B 7/005; B26B 9/00;  
B26B 9/02; B26B 11/00; B26B 11/006;  
B26B 17/00; B26B 17/006; B26B 29/02

See application file for complete search history.

(56) **References Cited**

**U.S. PATENT DOCUMENTS**

- D99,855 S 6/1936 Coughlan
- D202,780 S 11/1965 Baer

**OTHER PUBLICATIONS**

“Spyderco 2017 Product Guide,” Spyderco, 2017, pp. 1, 4-19, 176.

(Continued)

*Primary Examiner* — Ricky Pham

(74) *Attorney, Agent, or Firm* — Sheridan Ross P.C.

(57) **CLAIM**

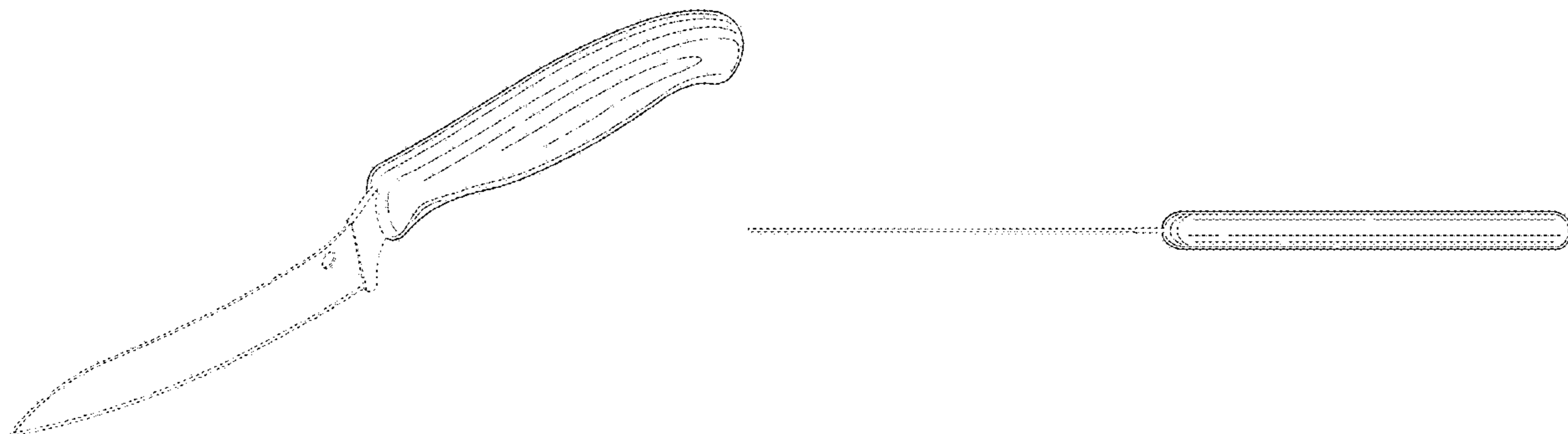
The ornamental design for a fixed blade knife, as shown and described.

**DESCRIPTION**

FIG. 1 is a perspective view of a fixed blade knife;  
FIG. 2 is a front elevation view thereof;  
FIG. 3 is a rear elevation view thereof;  
FIG. 4 is a left elevation view thereof;  
FIG. 5 is a right elevation view thereof;  
FIG. 6 is a top plan view thereof;  
FIG. 7 is a bottom plan view thereof;  
FIG. 8 is a cross-sectional view taken at line 8-8 of FIG. 2;  
FIG. 9 is a cross-sectional view taken at line 9-9 of FIG. 2;  
and,  
FIG. 10 is a cross-sectional view taken at line 10-10 of FIG. 2.

The broken lines depict portions of the fixed blade knife in which the design is embodied that are not considered part of the claimed design.

**1 Claim, 5 Drawing Sheets**



(56)

References Cited

U.S. PATENT DOCUMENTS

D389,718 S 1/1998 Wegner  
 5,704,129 A 1/1998 Glesser  
 D404,990 S 2/1999 Zowada  
 5,964,036 A 10/1999 Centofante  
 D416,440 S 11/1999 Juhlin et al.  
 5,983,506 A 11/1999 Glesser  
 D422,871 S 4/2000 Terzuola  
 6,101,723 A 8/2000 Ford  
 D434,631 S 12/2000 Lum  
 D438,443 S 3/2001 Keating  
 D461,689 S 8/2002 Lothe  
 6,560,877 B2 5/2003 Sanelli  
 D488,045 S 4/2004 Onion  
 6,751,868 B2 6/2004 Glesser  
 D496,563 S 9/2004 Marsden  
 6,918,184 B2 7/2005 Glesser  
 D554,948 S 11/2007 Onion  
 D565,359 S \* 4/2008 Thun ..... D7/649  
 D567,055 S 4/2008 Renzi  
 D587,963 S \* 3/2009 Elsener ..... D7/395  
 D593,838 S 6/2009 Williams  
 D633,345 S 3/2011 Ranieri  
 D642,872 S 8/2011 Spiegel  
 D643,258 S 8/2011 Spiegel  
 D643,259 S 8/2011 Spiegel  
 D643,263 S 8/2011 Spiegel  
 D706,085 S 6/2014 Tarrerias  
 D732,901 S 6/2015 Shahani  
 D739,697 S 9/2015 Glesser  
 D743,769 S 11/2015 Glesser  
 D747,946 S 1/2016 Carey  
 D751,862 S \* 3/2016 deBretton Gordon ..... D7/401.2  
 D752,412 S 3/2016 Mears  
 D753,459 S 4/2016 Glesser  
 9,327,413 B2 5/2016 Sakai  
 D773,886 S 12/2016 McConnell et al.

D773,887 S 12/2016 Berger  
 9,592,612 B2 3/2017 Koenig  
 D792,154 S \* 7/2017 Berger ..... D7/401.2  
 9,943,970 B2 4/2018 Glesser  
 D816,457 S 5/2018 Demko  
 D821,160 S 6/2018 Menhennett  
 D825,261 S \* 8/2018 Bae ..... D7/401.2  
 D825,262 S 8/2018 Bae  
 D826,635 S \* 8/2018 Go ..... D7/401.2  
 D835,490 S 12/2018 Glesser  
 D854,373 S 7/2019 Thompson  
 D890,578 S \* 7/2020 Glesser ..... D7/649  
 D918,690 S 5/2021 Glesser  
 D919,379 S \* 5/2021 Glesser ..... D7/649  
 D927,267 S \* 8/2021 Moon ..... D7/649  
 2013/0305541 A1 11/2013 Koenig  
 2015/0128426 A1 5/2015 Sakai  
 2020/0215705 A1 7/2020 Glesser et al.

OTHER PUBLICATIONS

“Spyderco Delica 4 Flat Ground 2-7/8" VG10 Satin Plain Blade,”  
 KnifeCenter.com, 1 page.  
 “Spyderco Delica 4 Folding Knife 2-7/8" VG10 Satin Plain Blade,”  
 KnifeCenter.com, 1 page.  
 “Spyderco Endura 4 Folding Knife 3.875" Satin Plain Blade,”  
 KnifeCenter.com, 1 page.  
 Notice of Allowance with English Translation for China Patent  
 Application No. 201930147796.7, dated May 16, 2019 4 pages.  
 Official Action for U.S. Appl. No. 29/665,591, dated Dec. 26, 2019  
 7 pages Restriction Requirement.  
 Notice of Allowance for U.S. Appl. No. 29/665,591, dated Mar. 18,  
 2020 6 pages.  
 Notice of Allowance for U.S. Appl. No. 29/743,192, dated Jan. 22,  
 2021 8 pages.

\* cited by examiner

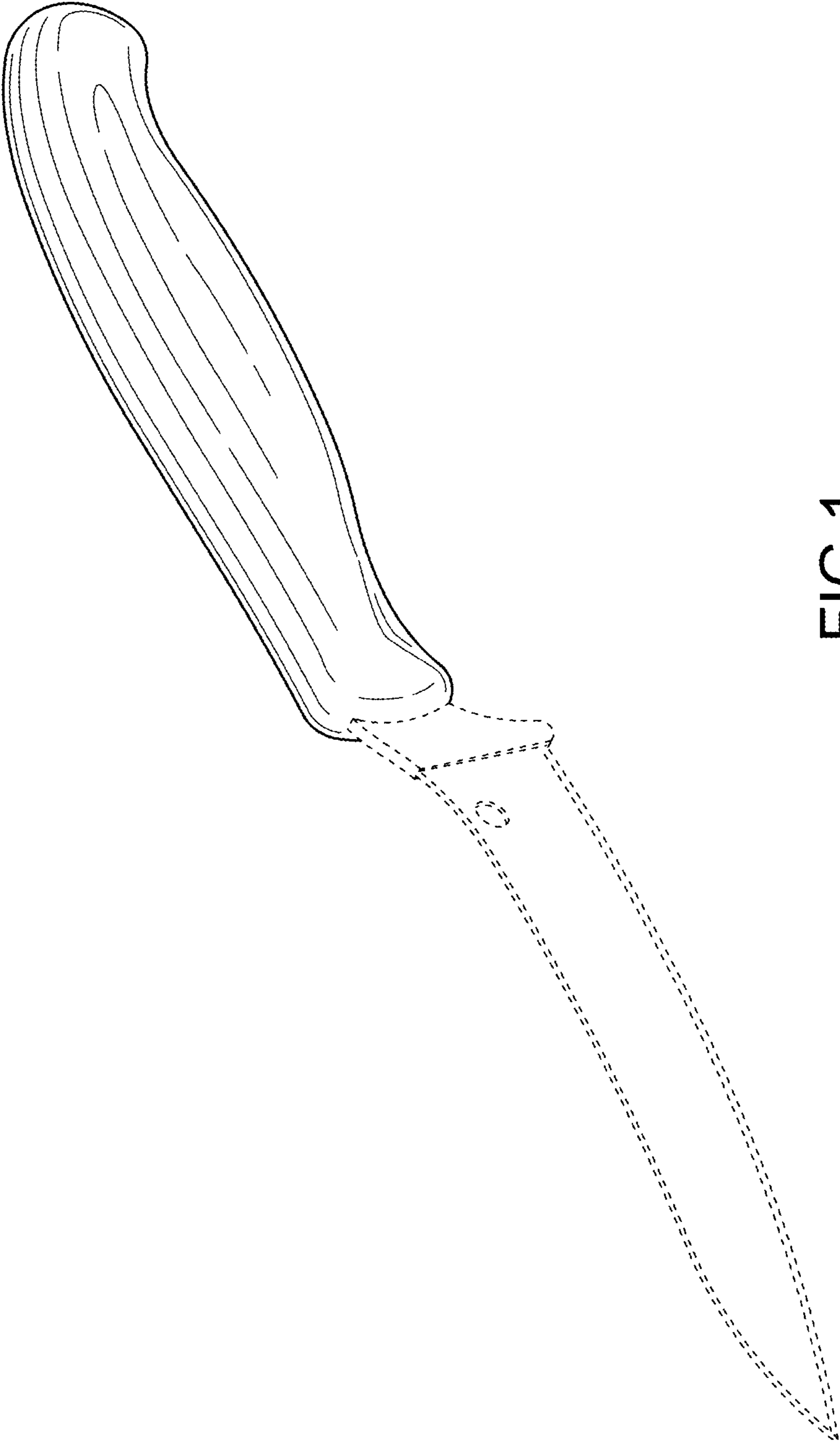


FIG.1

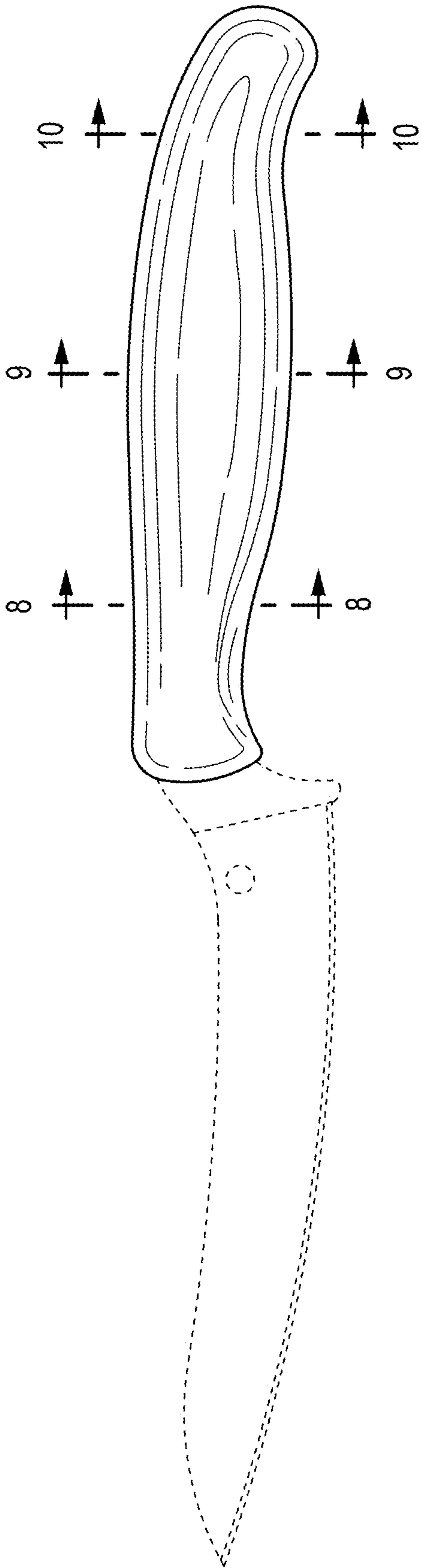


FIG. 2

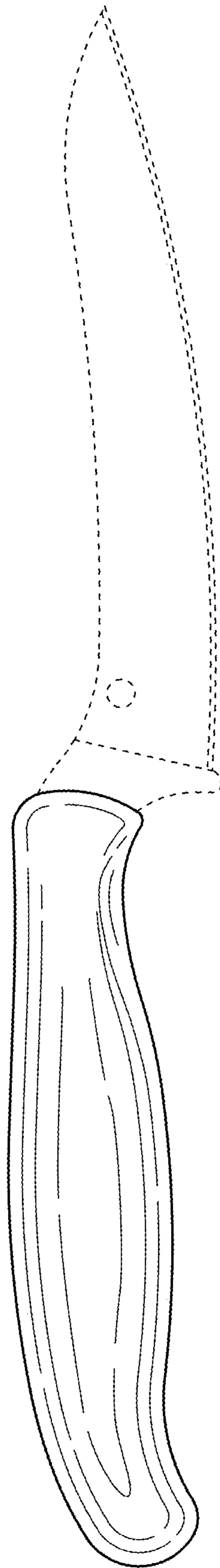


FIG. 3

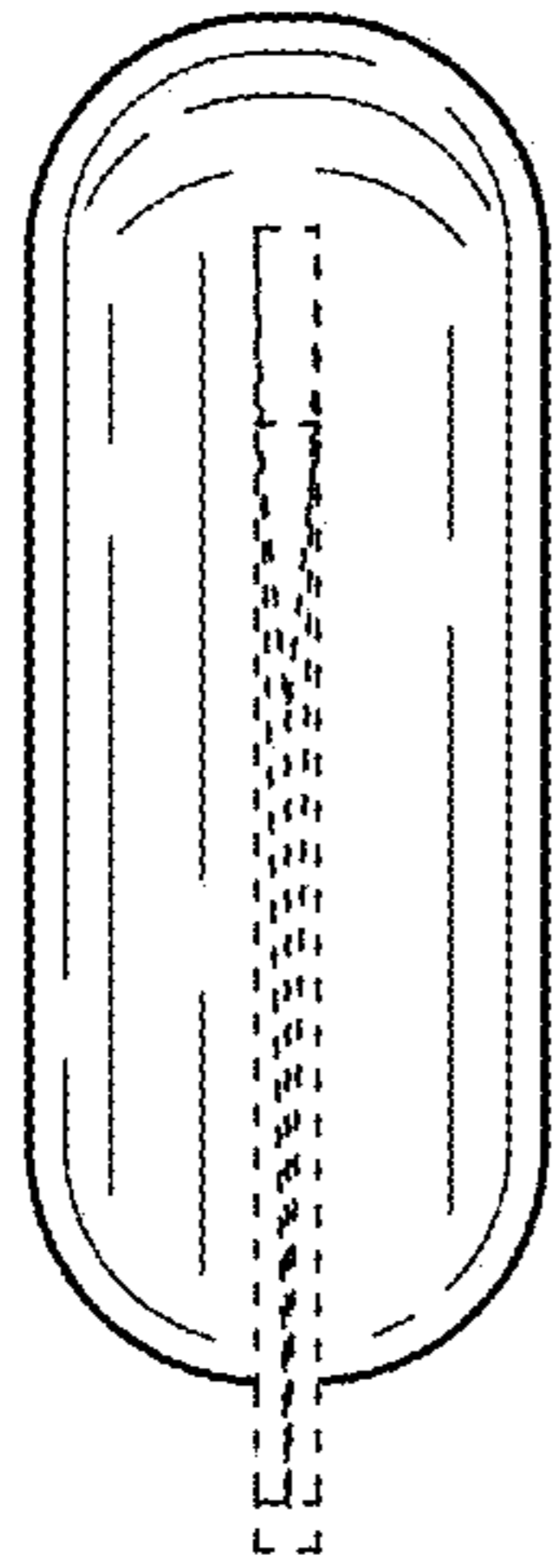


FIG. 4

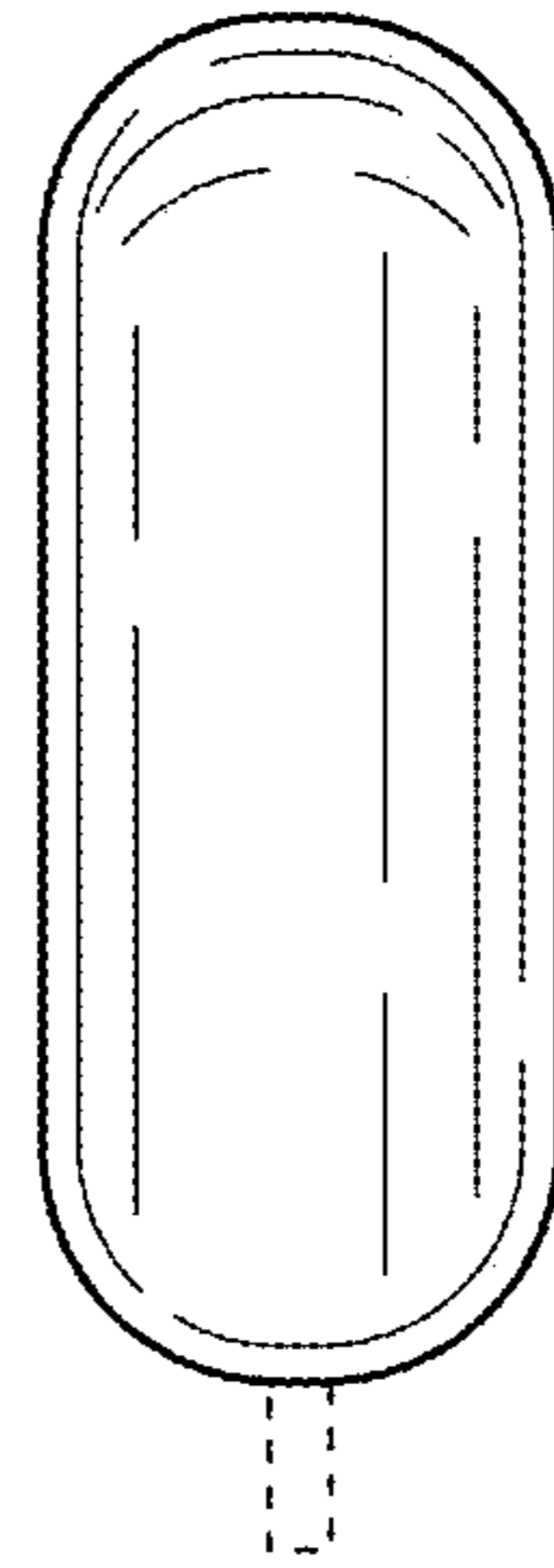


FIG. 5

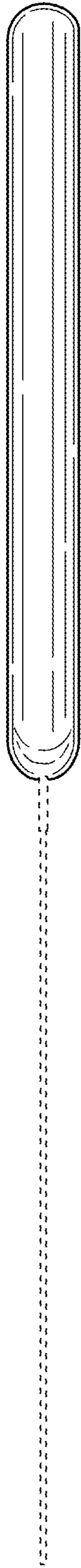


FIG. 6

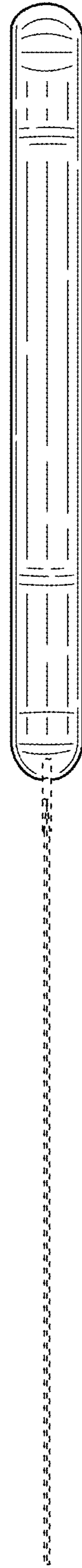


FIG. 7

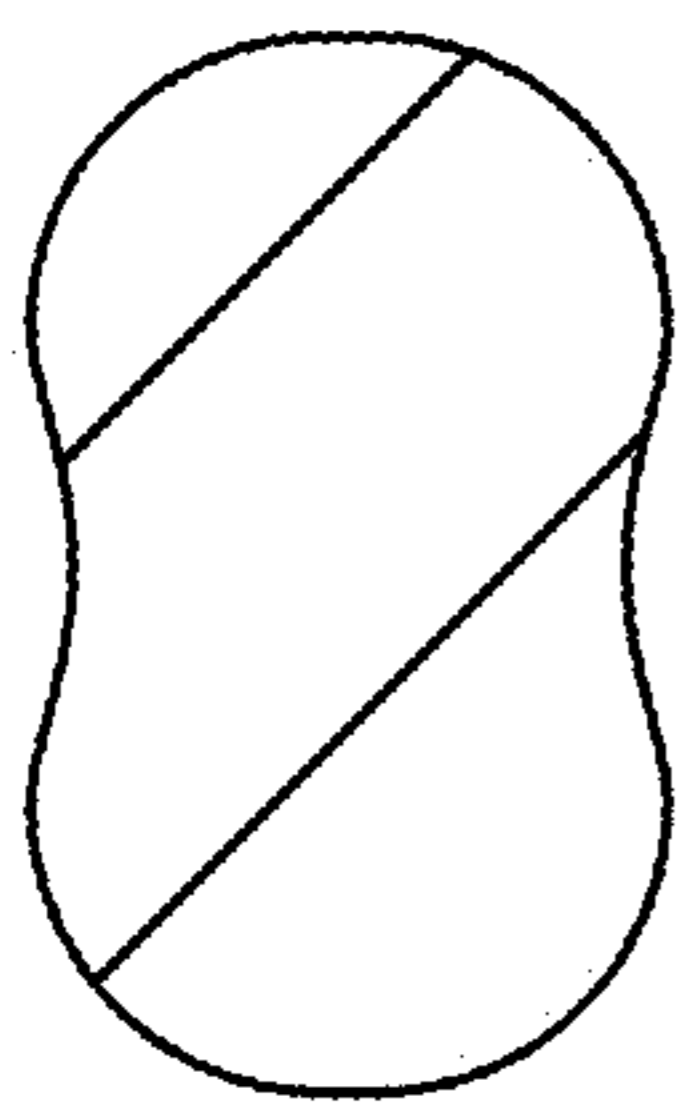


FIG. 8

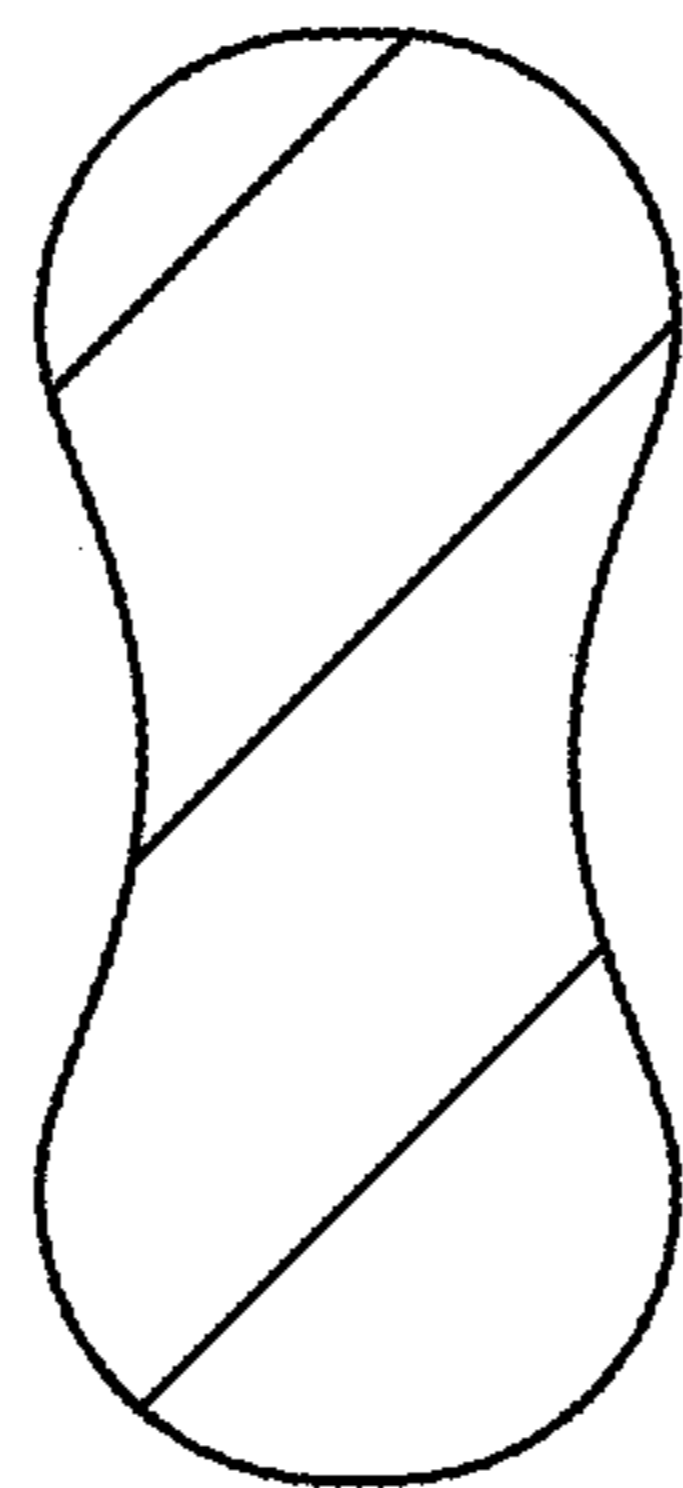


FIG. 9

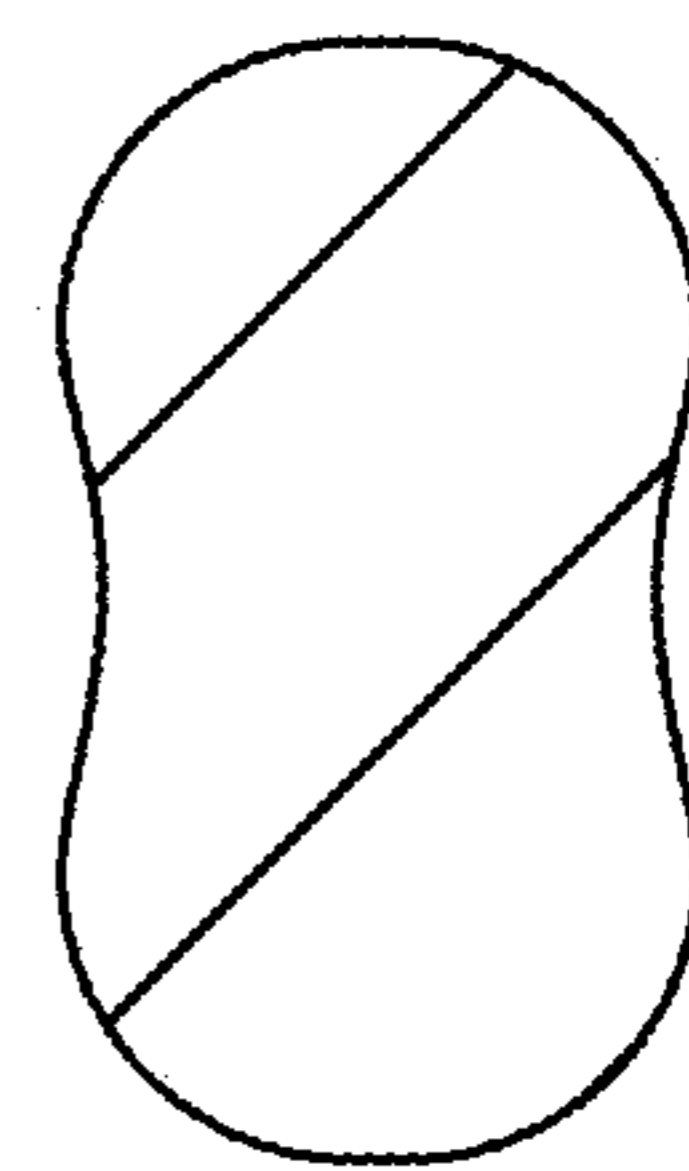


FIG. 10