



US00D944048S

(12) **United States Design Patent** (10) **Patent No.:** **US D944,048 S**
France (45) **Date of Patent:** **** Feb. 22, 2022**

(54) **BASKET**

(71) Applicant: **Conagra Foods RDM, Inc.**, Chicago, IL (US)

(72) Inventor: **David France**, Minneapolis, MN (US)

(73) Assignee: **Conagra Foods RDM, Inc.**, Chicago, IL (US)

(**) Term: **15 Years**

(21) Appl. No.: **29/728,065**

(22) Filed: **Mar. 16, 2020**

(51) **LOC (13) Cl.** **07-02**

(52) **U.S. Cl.**
USPC **D7/354**; D7/409; D9/456

(58) **Field of Classification Search**
USPC D3/206, 273, 276, 283–284, 293, D3/304–315, 318–319, 321, 901, 903; D6/513–514, 524, 672, 683, 683.1; D7/602, 701, 704, 354, 409; D9/737, D9/424, 456; D19/75, 81, 83–86, 90–92, D19/102, 107; D28/73, 76; D32/29.1, D32/35, 55, 58

CPC A45C 11/20; A45F 2200/05; A45F 2200/0575; A47L 355/00; A47L 355/02; A47F 5/00; A47F 5/005; A47F 5/0025; A47F 5/01; A47F 5/05; A47F 5/13; A47F 5/14; A47F 7/00; A47F 7/0071; A47F 7/0078; A47F 7/02; A47G 19/02; A47G 19/025; A47G 21/14; A47G 23/06; A47G 29/08; A47J 27/16; A47J 47/00; A47J 47/01; A47J 47/16; B25H 3/006; B65D 1/00; B65D 1/0223; B65D 1/22; B65D 1/24; B65D 1/26; B65D 1/34; B65D 1/36; B65D 1/38; B65D 1/40; B65D 7/14; B65D 7/20; B65D 21/00; B65D 21/0209; B65D 21/0211; B65D 21/0233; B65D 25/04; B65D 25/22; B65D 2581/34; B65D

(Continued)

(56) **References Cited**

U.S. PATENT DOCUMENTS

D341,990 S * 12/1993 Yim D7/354
D373,053 S * 8/1996 Allegre D7/354
D444,035 S * 6/2001 Austen-Meek D7/602

(Continued)

OTHER PUBLICATIONS

Norpro Silicone Steamer with Insert, first available Dec. 18, 2011, amazon.com [online], [site visited Jun. 11, 2021]. Available at internet URL: <https://www.amazon.com/Norpro-180-Silicone-Steamer-Insert/dp/B006NNLX2C> (Year: 2011).*

Primary Examiner — Jeffrey D Asch

Assistant Examiner — Caitlin A Laverty

(74) *Attorney, Agent, or Firm* — Ryan T. Grace; Advent, LLP

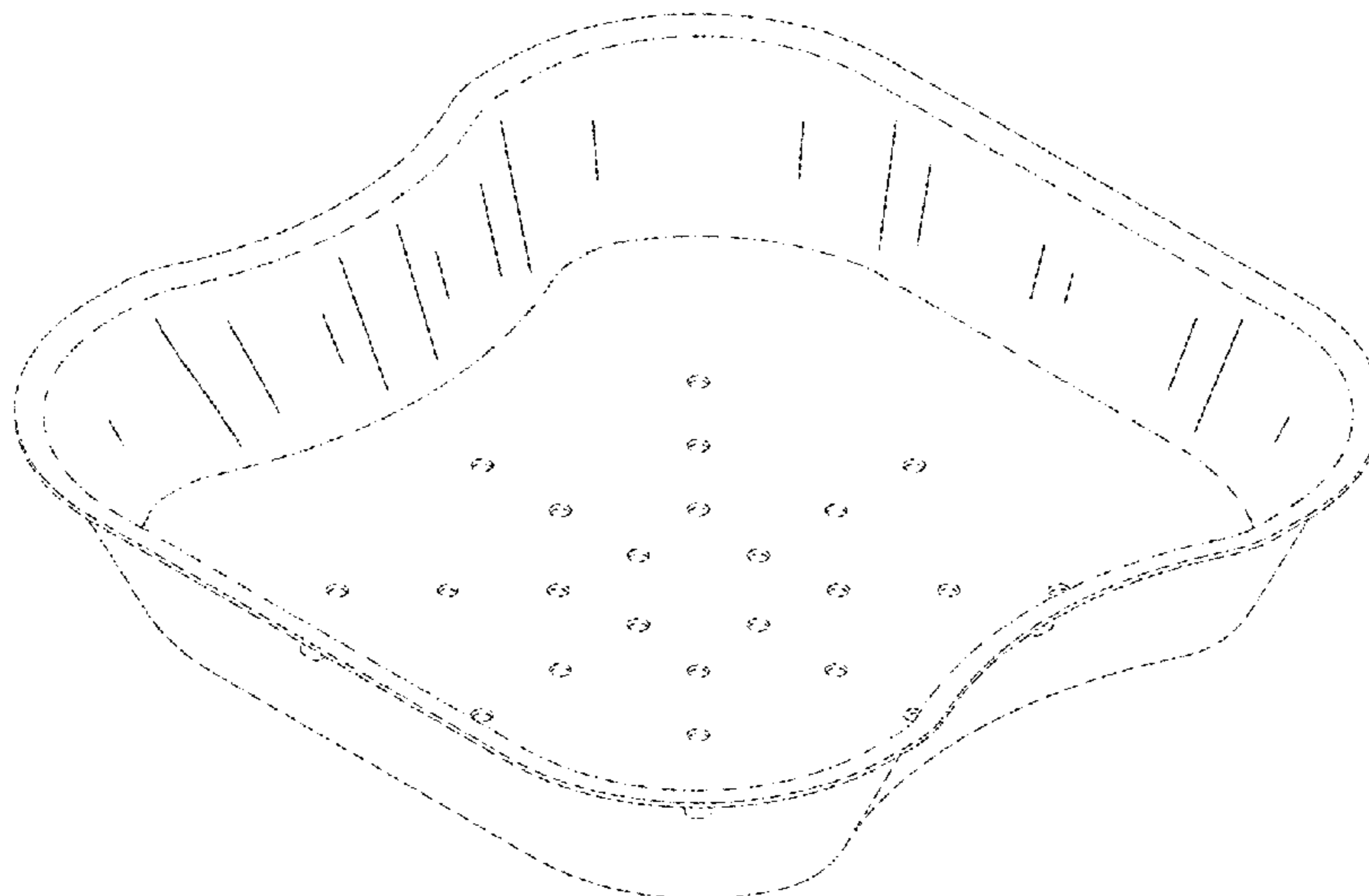
(57) **CLAIM**

I claim the ornamental design for a basket, as shown and described.

DESCRIPTION

FIG. 1 is an isometric view of a basket;
FIG. 2 is another isometric view of the basket of FIG. 1;
FIG. 3 is a top plan view of the basket of FIG. 1;
FIG. 4 is a bottom view of the basket of FIG. 1;
FIG. 5 is a front elevation view of the basket of FIG. 1;
FIG. 6 is a rear elevation view of the basket of FIG. 1;
FIG. 7 is a left side elevation view of the basket of FIG. 1;
and,
FIG. 8 is a right side elevation view of the basket of FIG. 1.
The even length broken lines in the figures represent portions of the article that form no part of the claimed design. The uneven length broken lines in the figures illustrate boundaries and form no part of the claimed design.

1 Claim, 6 Drawing Sheets



(58) **Field of Classification Search**

CPC 81/3453; B65D 81/3813; B65D 85/50;
B65D 85/505; B65D 85/52

See application file for complete search history.

(56) **References Cited**

U.S. PATENT DOCUMENTS

D543,075 S * 5/2007 Ablo D7/500
D606,811 S * 12/2009 Furlong D7/602
D618,954 S * 7/2010 Antoun D7/354
D632,956 S * 2/2011 Fuller D9/424
D635,816 S * 4/2011 France D7/354
D635,817 S * 4/2011 France D7/354
D636,218 S * 4/2011 France D7/354
D653,495 S * 2/2012 France D7/354
D710,701 S * 8/2014 Lai D9/456
D771,998 S * 11/2016 Affatato D7/354
D772,059 S * 11/2016 Urushidani D9/432
D912,473 S * 3/2021 Fager D7/602
2007/0090103 A1 * 4/2007 France A47J 27/16
219/400
2007/0181008 A1 * 8/2007 Pawlick A47J 27/16
99/450
2009/0078125 A1 * 3/2009 Pawlick B65D 21/0209
99/448
2011/0284403 A1 * 11/2011 Hendryx B65D 77/0433
206/223
2013/0015096 A1 * 1/2013 BeVier B65D 1/42
206/557
2017/0121089 A1 * 5/2017 Gillblad B65D 77/20
2017/0121090 A1 * 5/2017 Gillblad B65D 1/34

* cited by examiner

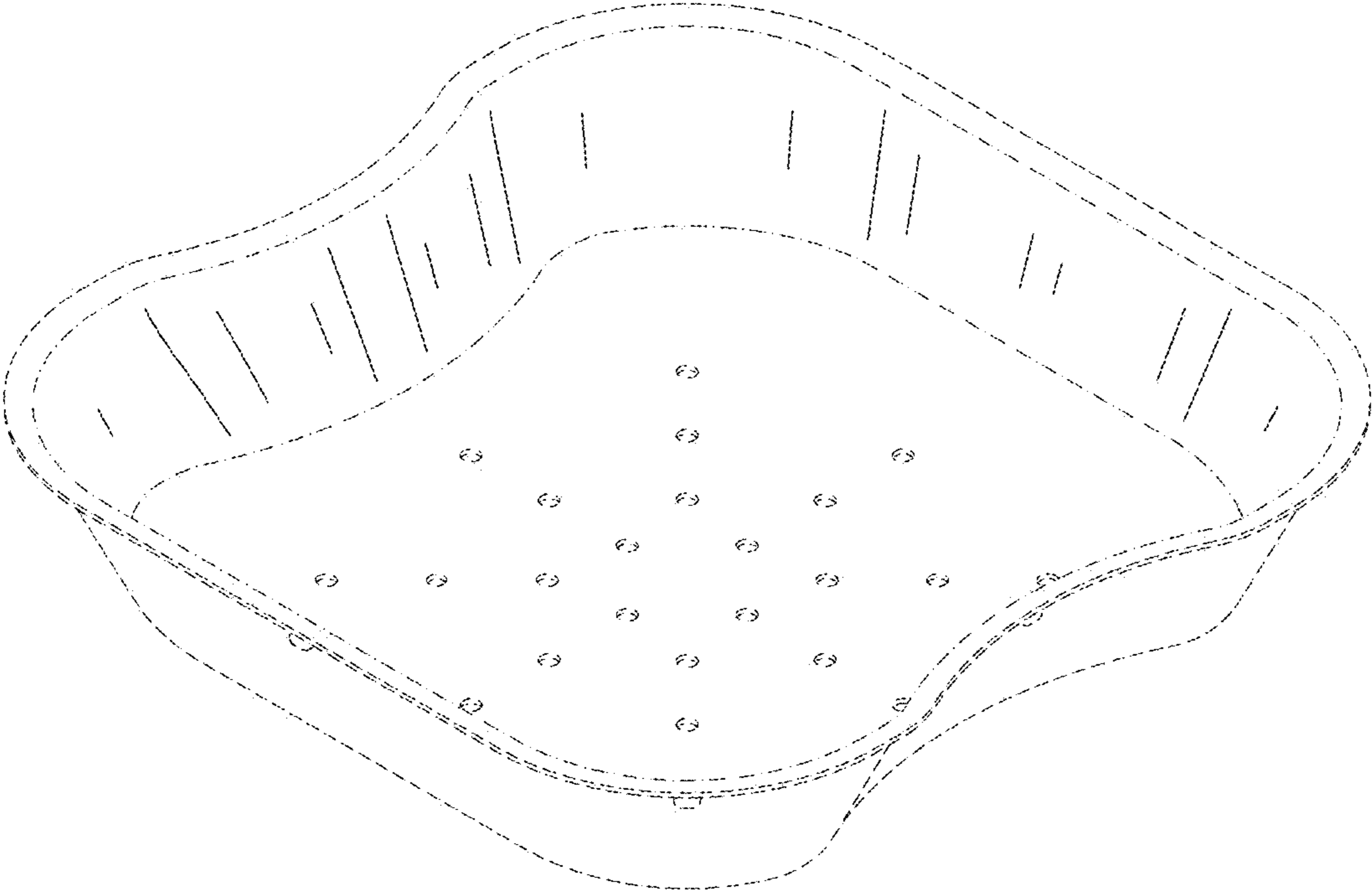


FIG. 1

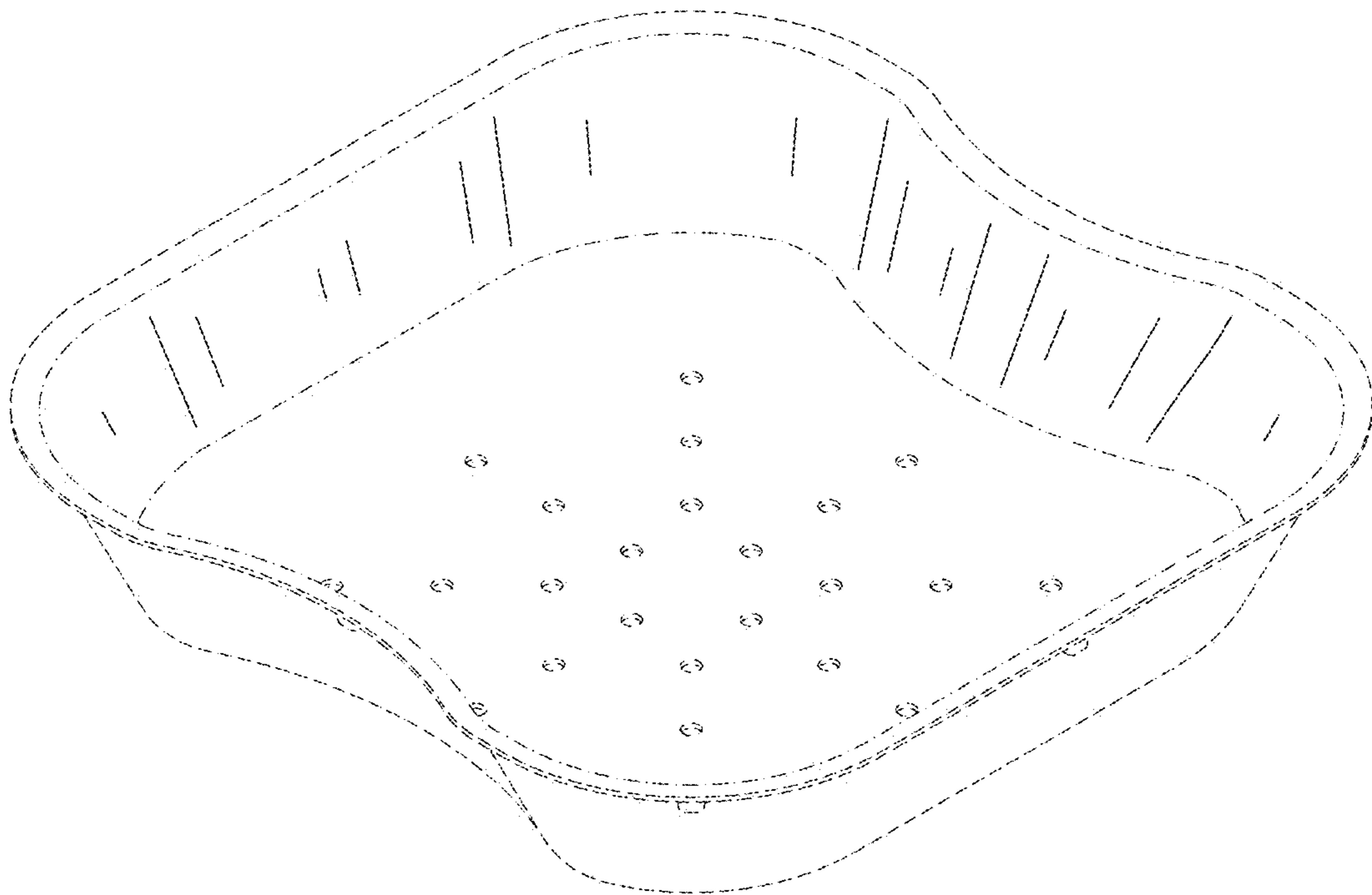


FIG. 2

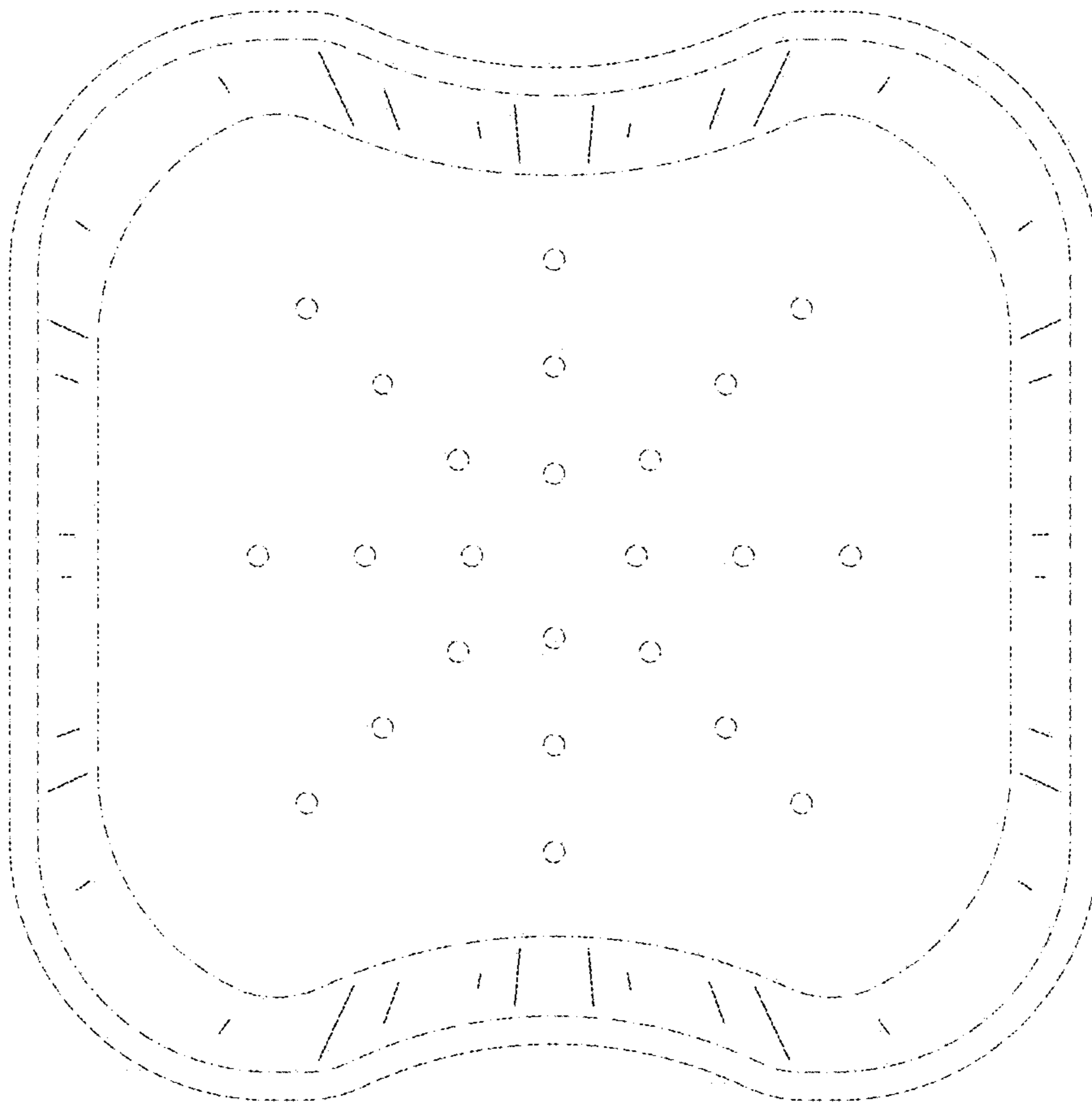


FIG. 3

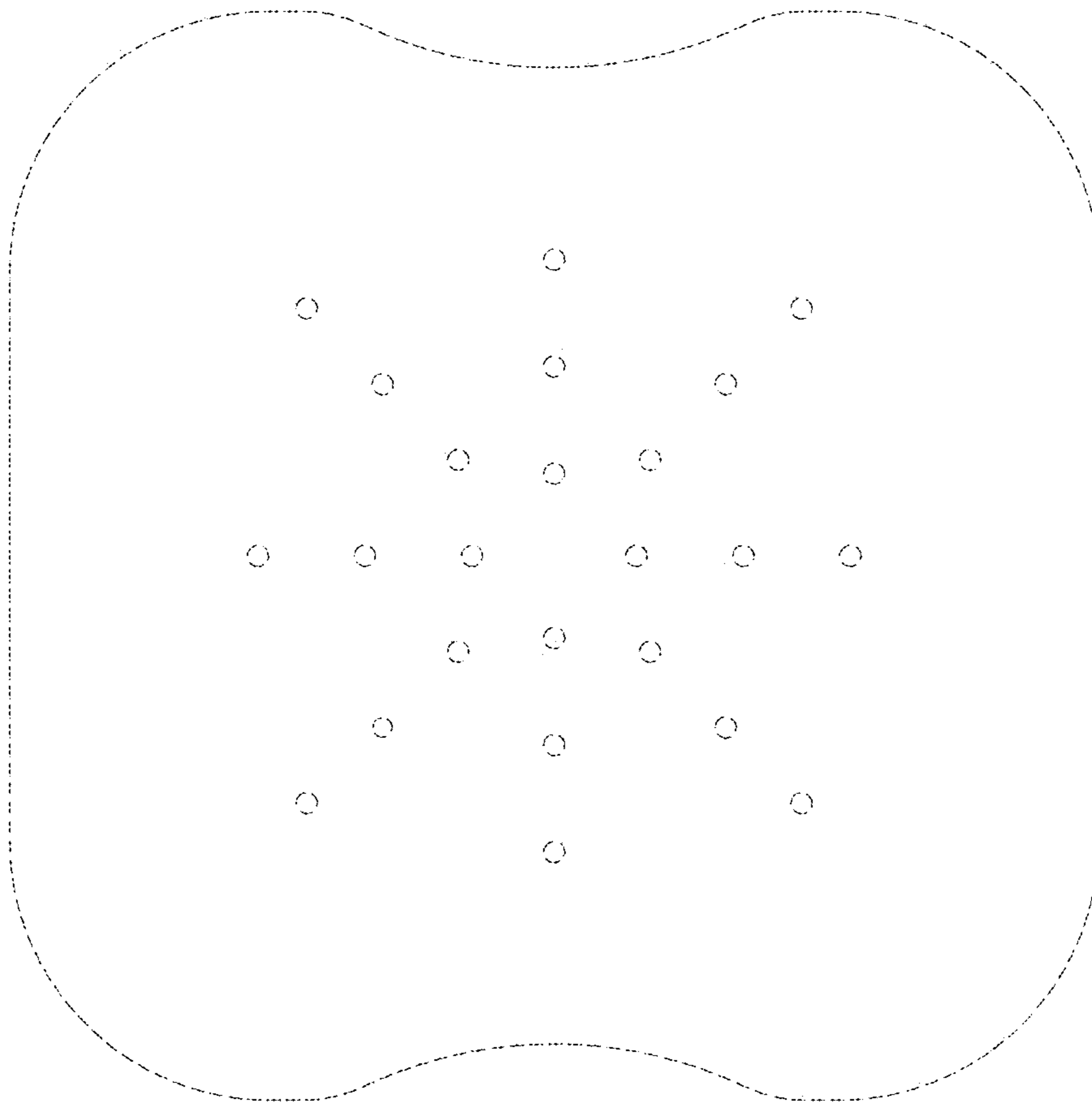


FIG. 4




FIG. 5




FIG. 6




FIG. 7




FIG. 8