



US00D944046S

(12) **United States Design Patent**  
**Ren**

(10) **Patent No.:** **US D944,046 S**

(45) **Date of Patent:** **\*\* Feb. 22, 2022**

- (54) **HAMMOCK CHAIR CROSS BAR**
- (71) Applicant: **QING DAO YOU TU INTERNATIONAL SUPPLY CHAIN MANAGEMENT CO., LTD., Qingdao (CN)**
- (72) Inventor: **Lei Ren, Linyi (CN)**
- (73) Assignee: **QING DAO YOU TU INTERNATIONAL SUPPLY CHAIN MANAGEMENT CO., LTD., Qingdao (CN)**
- (\*\*) Term: **15 Years**
- (21) Appl. No.: **29/769,987**
- (22) Filed: **Feb. 9, 2021**
- (51) **LOC (13) Cl.** ..... **06-06**
- (52) **U.S. Cl.**  
USPC ..... **D6/718.11; D6/347**
- (58) **Field of Classification Search**  
USPC ..... D6/334, 335, 336, 344, 347, 369, 375, D6/716, 716.1, 716.2, 716.4, 386, 387, D6/718.11, 718.12  
CPC .... A47C 3/12; A47C 5/02; A47C 5/04; A47C 3/0255; A47C 7/282; A47C 7/285; A45F 3/22; A45F 3/24; A45F 3/26; A63G 9/00; A63G 9/02; A63G 9/04; A63G 9/12; A63G 9/14  
See application file for complete search history.

- D829,455 S \* 10/2018 Sabbagh ..... D6/347
- D870,483 S \* 12/2019 Zhao ..... D6/387
- 10,575,647 B2 \* 3/2020 Sabbagh ..... A47C 3/0255
- D917,900 S \* 5/2021 Ren ..... D6/347

**OTHER PUBLICATIONS**

“EverKing Hanging Rope Hammock Chair Porch Swing Seat, Large Hammock Net Chair Swing, Cotton Rope Porch Chair for Indoor, Outdoor, Garden, Patio, Porch, Yard—2 Seat Cushions Included (White)”, Retrieved Feb. 9, 2021]. Retrieved from Internet, <https://www.amazon.com/EverKing-Hanging-Hammock-Cotton-Outdoor/dp/B06XPCVNW2/ref>.

“Y-STOP Hammock Chair Hanging Rope Swing—Max 330 Lbs—Quality Cotion Weave for Superior Comfort,Durability (Grey)”, Retrieved Feb. 9, 2021], Retrieved from Internet, <https://www.amazon.com/Y-STOP-Hammock-Chair-Hanging/dp/B07YRNZBCV/ref>.

\* cited by examiner

*Primary Examiner* — Mimosa De

(57) **CLAIM**

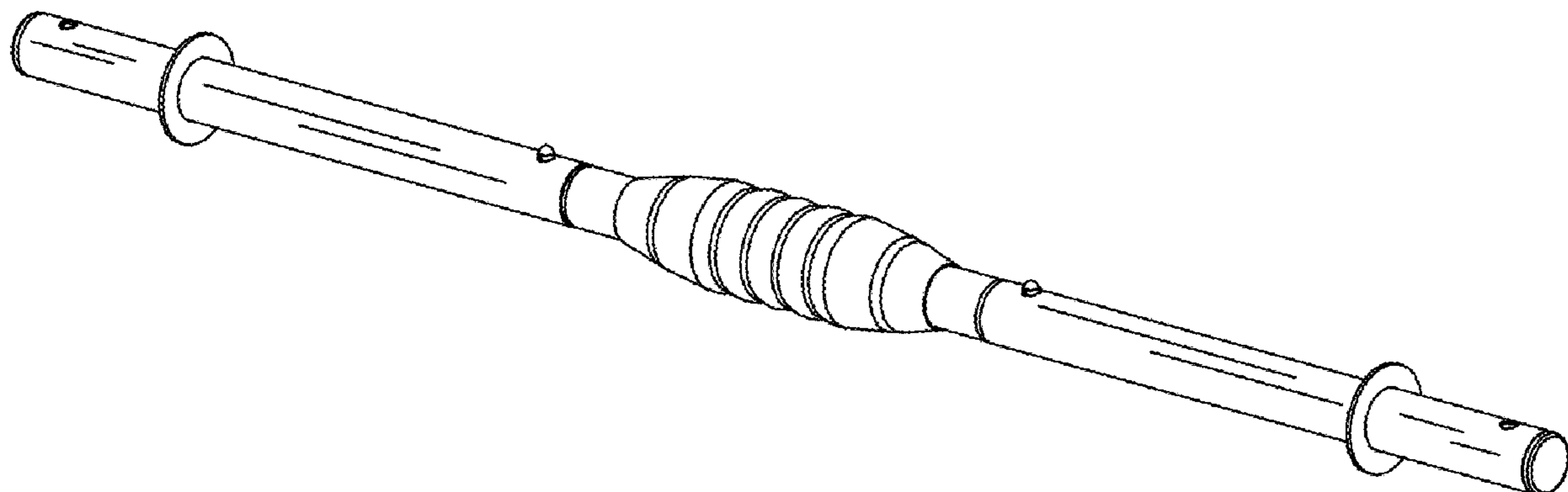
The ornamental design for a hammock chair cross bar, as shown and described.

**DESCRIPTION**

FIG. 1 is a front elevational view of a hammock chair cross bar showing my new design;  
 FIG. 2 is a left side elevational view thereof;  
 FIG. 3 is a rear elevational view thereof;  
 FIG. 4 is a right side elevational view thereof;  
 FIG. 5 is a bottom plan view thereof;  
 FIG. 6 is a top plan view thereof;  
 FIG. 7 is a perspective view of the hammock chair cross bar;  
 and,  
 FIG. 8 is an enlarged view of portion 8 shown in FIG. 1.

**1 Claim, 8 Drawing Sheets**

- (56) **References Cited**  
U.S. PATENT DOCUMENTS  
D27,517 S \* 10/1897 Swenson ..... D21/823  
922,023 A \* 5/1909 McBride ..... A45F 3/22  
5/123  
964,452 A \* 7/1910 Palmer ..... A45F 3/22  
5/123



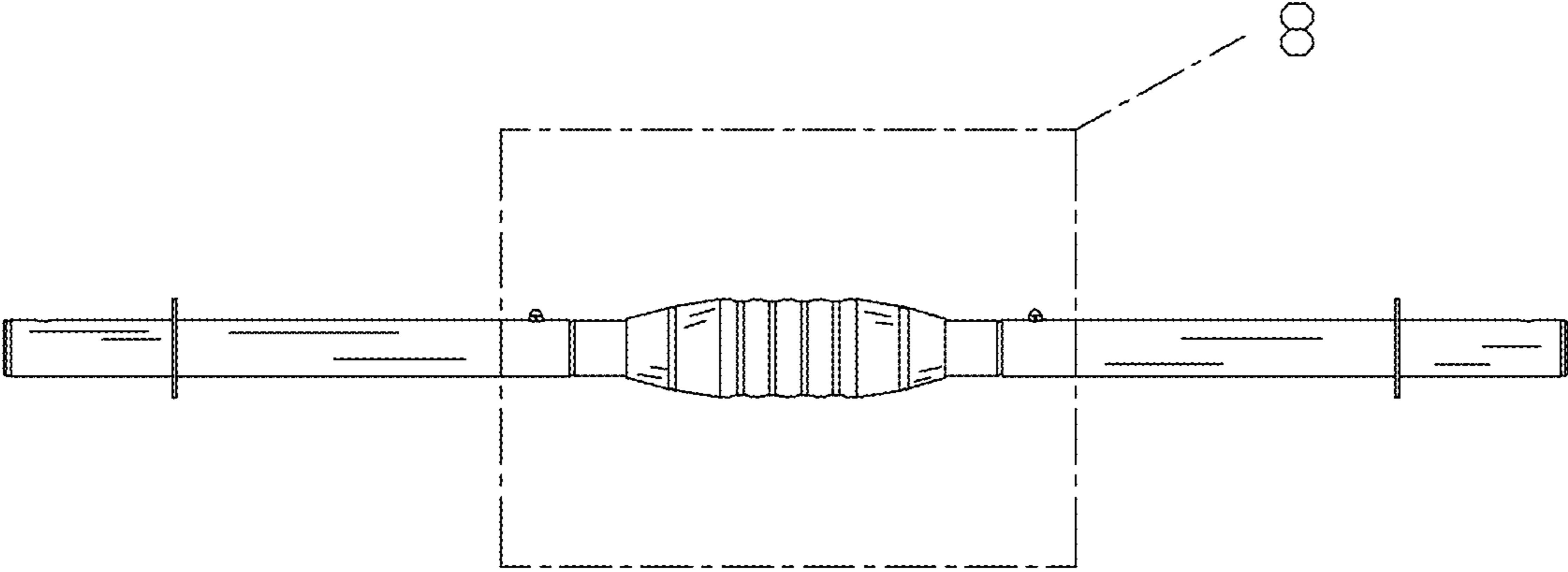


FIG. 1

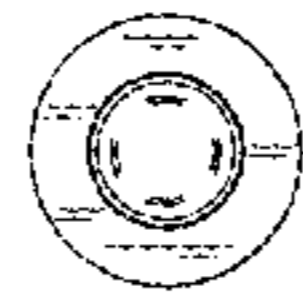


FIG. 2

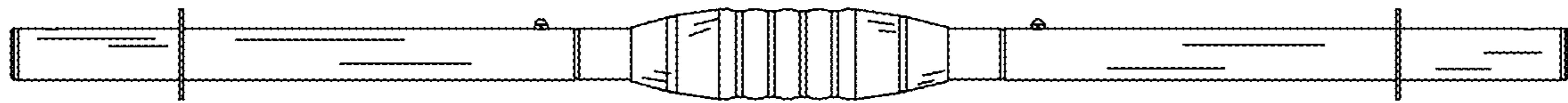


FIG. 3

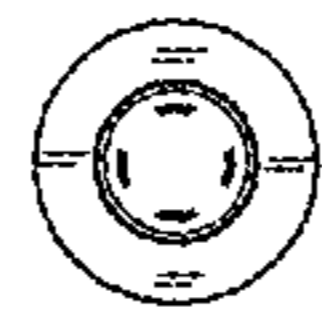


FIG. 4

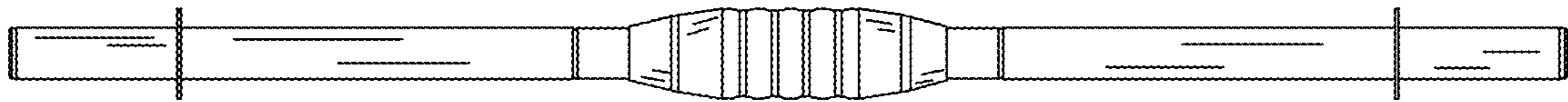


FIG. 5

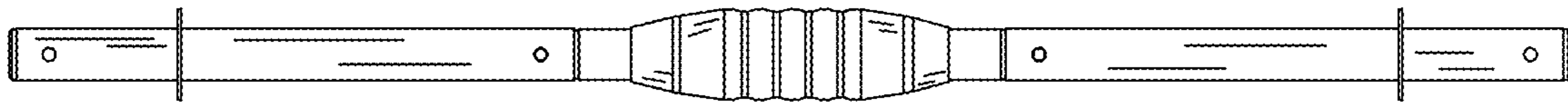


FIG. 6

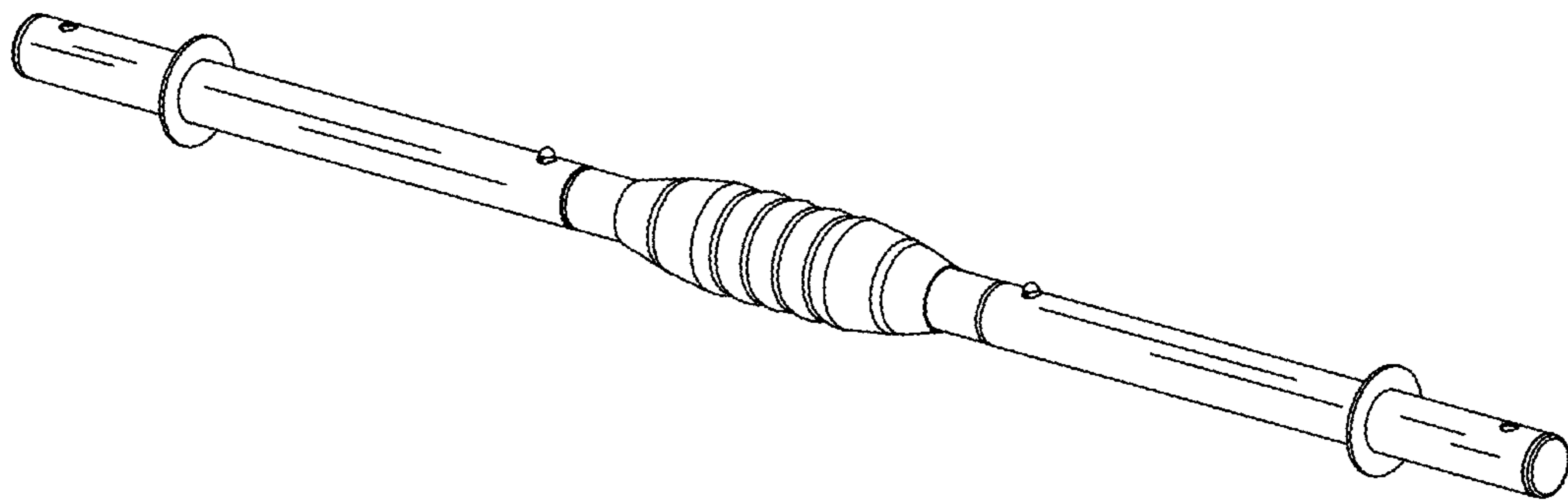


FIG. 7



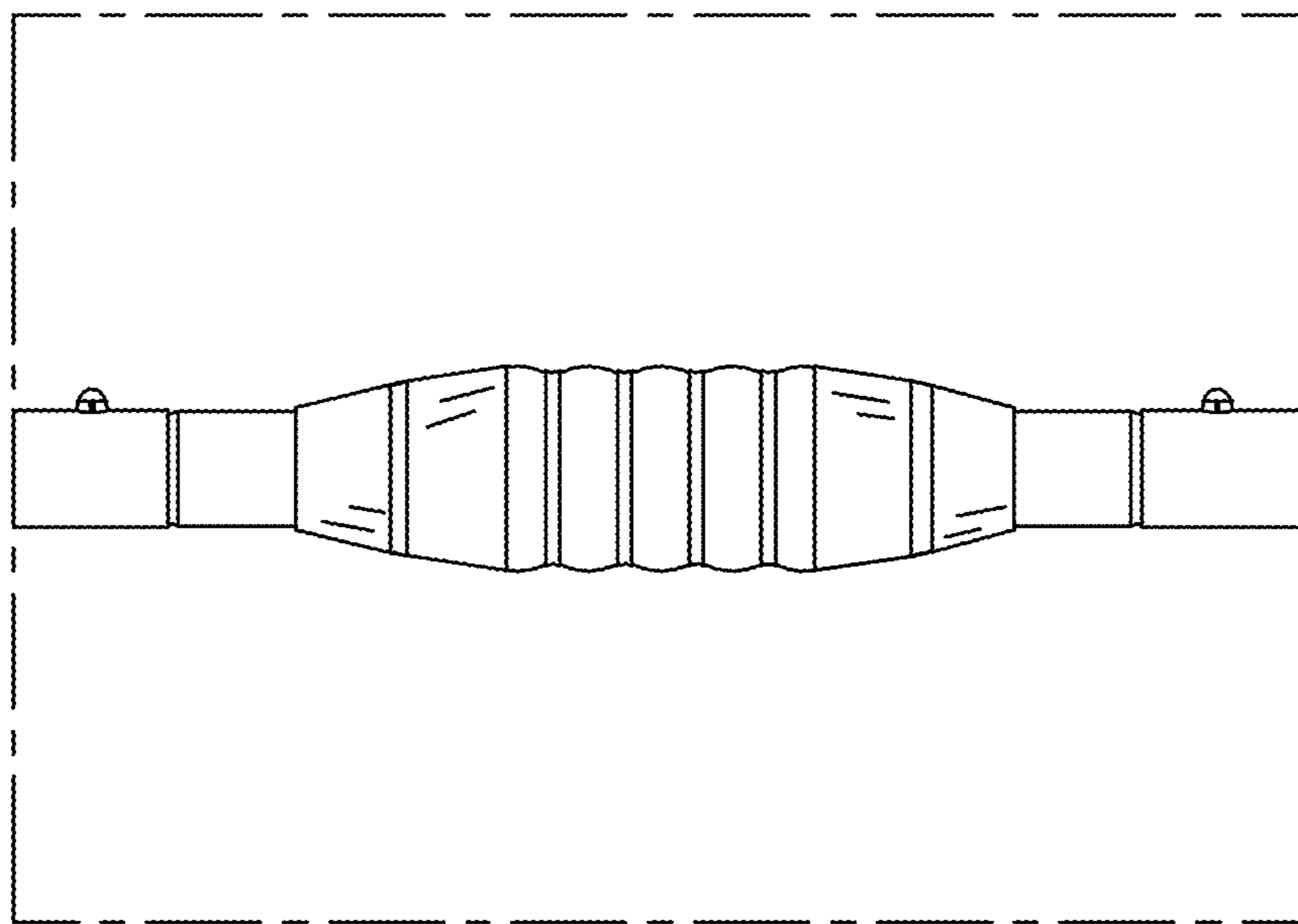


FIG. 8