



US00D944045S

(12) **United States Design Patent** (10) **Patent No.:** **US D944,045 S**  
**Koning** (45) **Date of Patent:** **\*\* Feb. 22, 2022**

- (54) **TABLE FOOT**
- (71) Applicant: **Gibraltar Inc.**, Zeeland, MI (US)
- (72) Inventor: **Paul Koning**, Holland, MI (US)
- (73) Assignee: **Gibraltar, Inc.**, Zeeland, MI (US)
- (\*\*) Term: **15 Years**

D661,520 S	6/2012	Henroitt	
D661,521 S	6/2012	Henroitt	
D691,405 S	10/2013	Pearsons	
D691,406 S	10/2013	Pearsons	
D723,849 S	3/2015	Mueller	
D784,057 S	4/2017	Levy	
D795,620 S	8/2017	Labrosse	
D805,334 S	12/2017	Itou	
D920,727 S	* 6/2021	Koning	..... D6/710

- (21) Appl. No.: **29/781,096**
- (22) Filed: **Apr. 28, 2021**

**Related U.S. Application Data**

- (62) Division of application No. 29/703,617, filed on Aug. 28, 2019, now Pat. No. Des. 920,727.
- (51) **LOC (13) Cl.** ..... **06-06**
- (52) **U.S. Cl.**  
USPC ..... **D6/710**
- (58) **Field of Classification Search**  
USPC ..... D6/691, 691.1, 695.3, 708.17, 708.23,  
D6/709, 710  
CPC ..... A47B 13/00; A47B 2013/025; A47B  
2013/026; A47B 2200/0021; A47B  
2200/0029; A47B 91/00; A47C 7/00;  
A47C 7/002; A47F 5/04  
See application file for complete search history.

(56) **References Cited**

**U.S. PATENT DOCUMENTS**

D325,139 S	*	4/1992	Jeghers	.....	D6/695.3
D355,317 S		2/1995	Gutgsell		
D555,945 S		11/2007	Pearsons		
D555,946 S		11/2007	DeJule		
D565,869 S		4/2008	Williams		
D569,663 S		5/2008	Pearsons		

**OTHER PUBLICATIONS**

“KFI Seating Round Bar Height Pedestal Table.” Found online Aug. 27, 2020 at [www.cnagrei.com](http://www.cnagrei.com). Product reviewed Feb. 28, 2020. Retrieved from URL: [https://www.cnagrei.com/index.php?main\\_page=product\\_info&products\\_id=588683#reviews\\_mod](https://www.cnagrei.com/index.php?main_page=product_info&products_id=588683#reviews_mod) (Year: 2020).

\* cited by examiner

*Primary Examiner* — Mary Ann Calabrese  
*Assistant Examiner* — Katelin G Kloberg  
(74) *Attorney, Agent, or Firm* — McGarry Bair PC

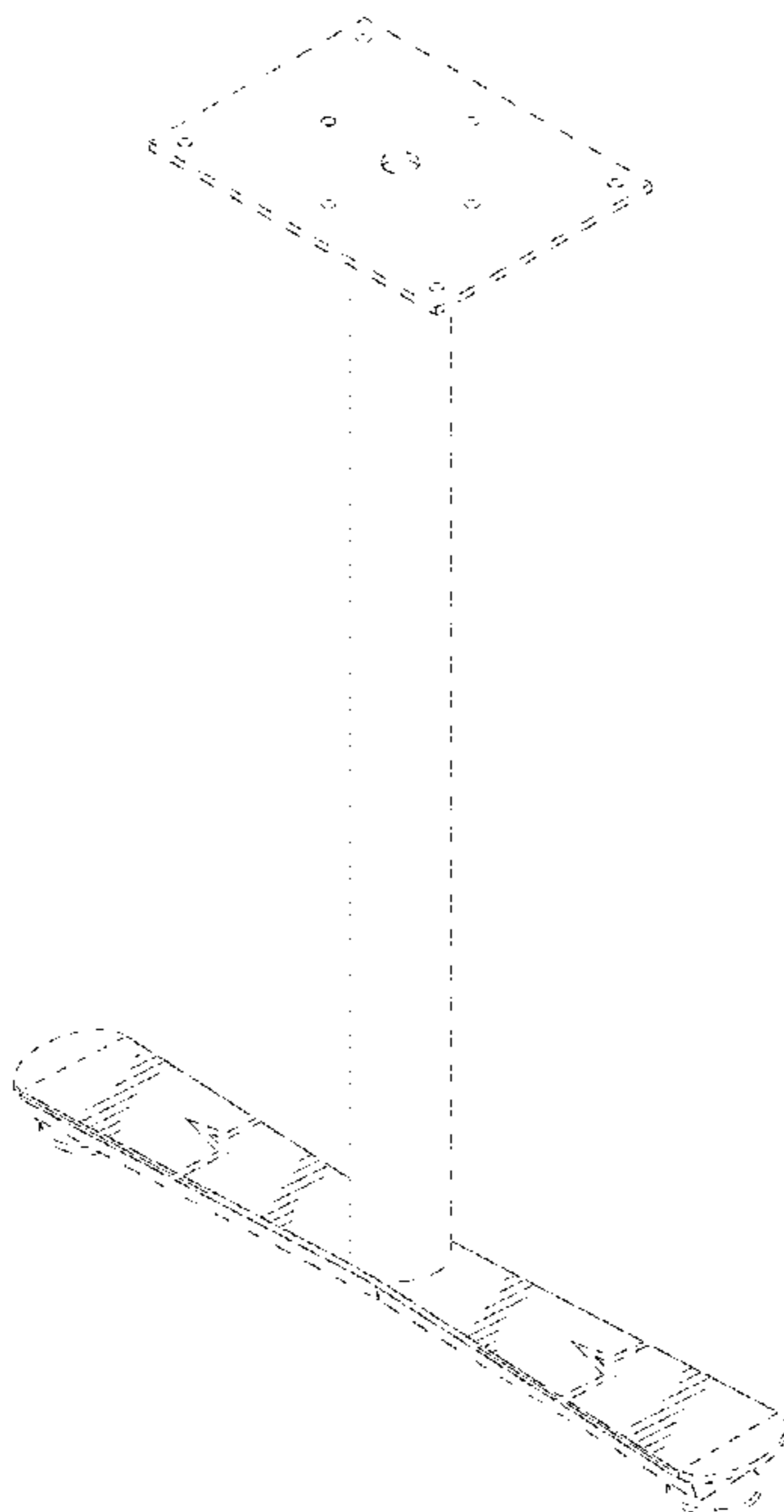
(57) **CLAIM**

The ornamental design for a table foot, as shown and described.

**DESCRIPTION**

FIG. 1 is a top perspective view of a table foot, shown in the environment of a table leg, showing my new design; FIG. 2 is a front view thereof; FIG. 3 is a rear view thereof; FIG. 4 is a top view thereof; FIG. 5 is a bottom view thereof; and, FIG. 6 is a right side view thereof. Portions of the table foot and the table leg environment shown in broken lines form no part of the claimed design.

**1 Claim, 6 Drawing Sheets**



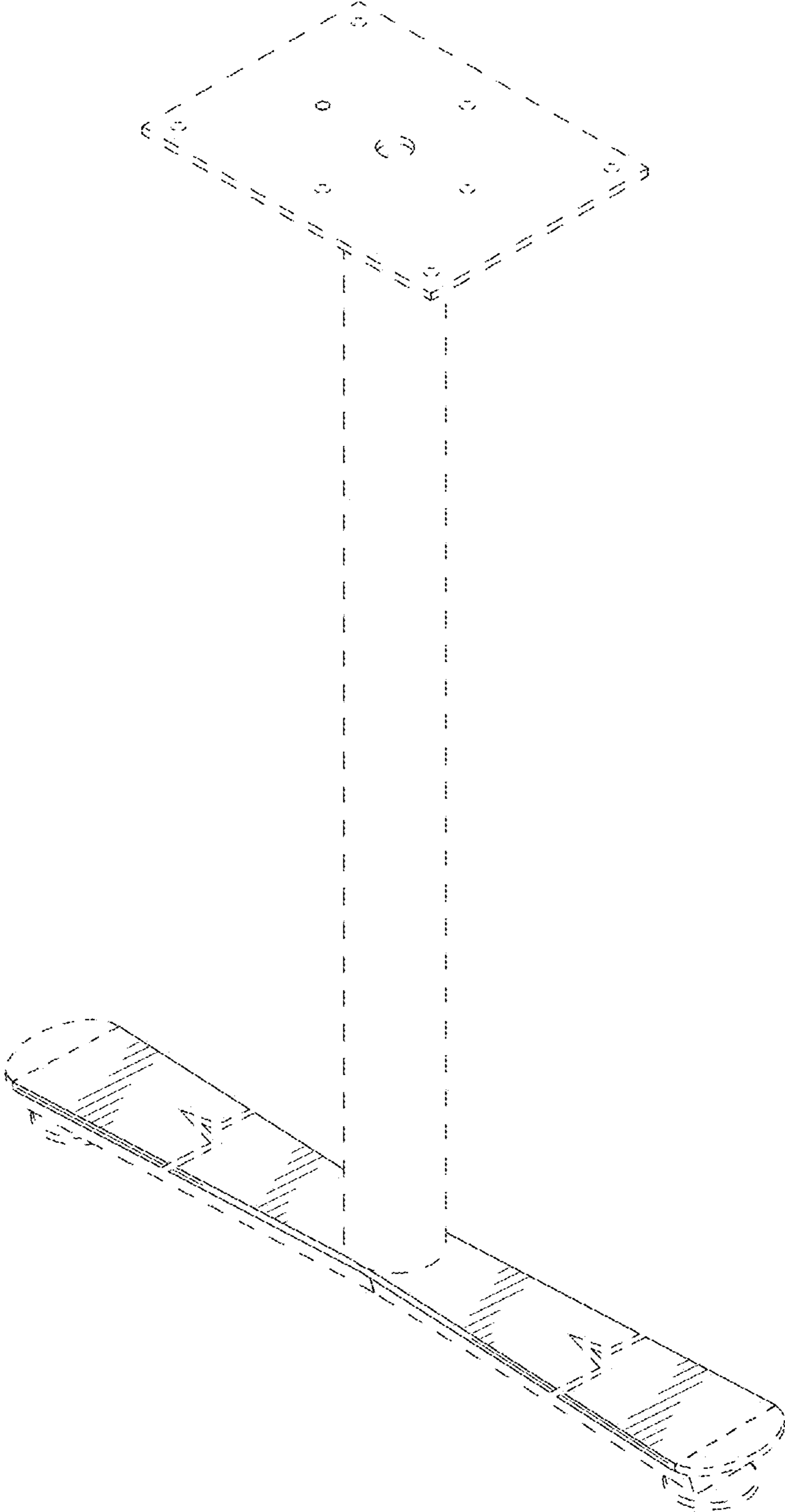

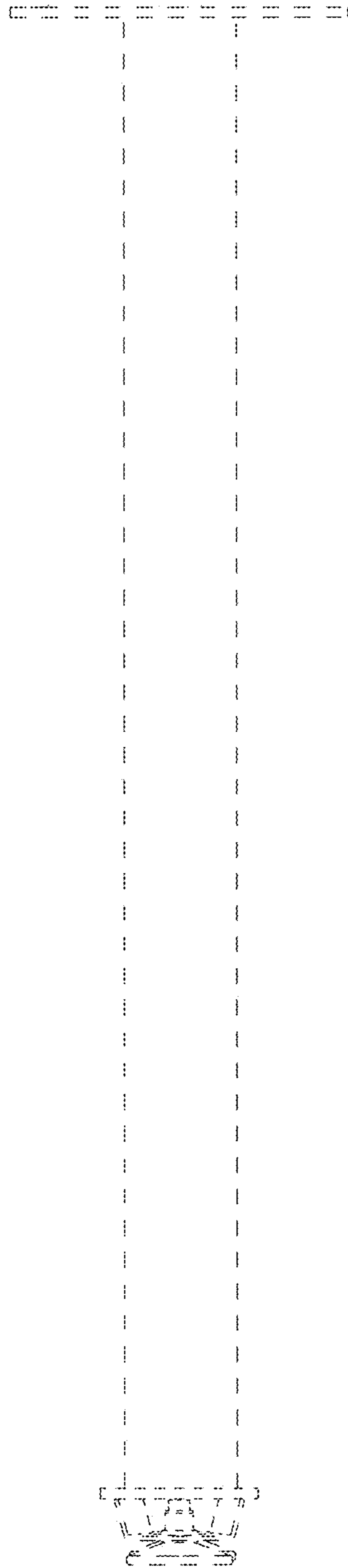


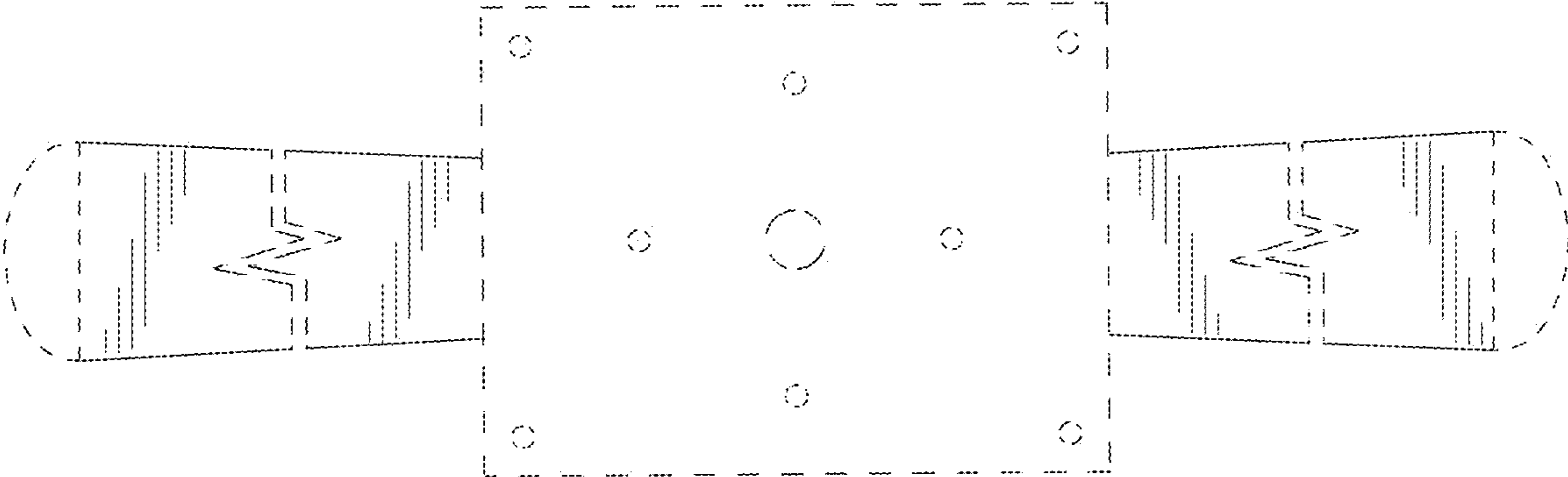
FIG. 1



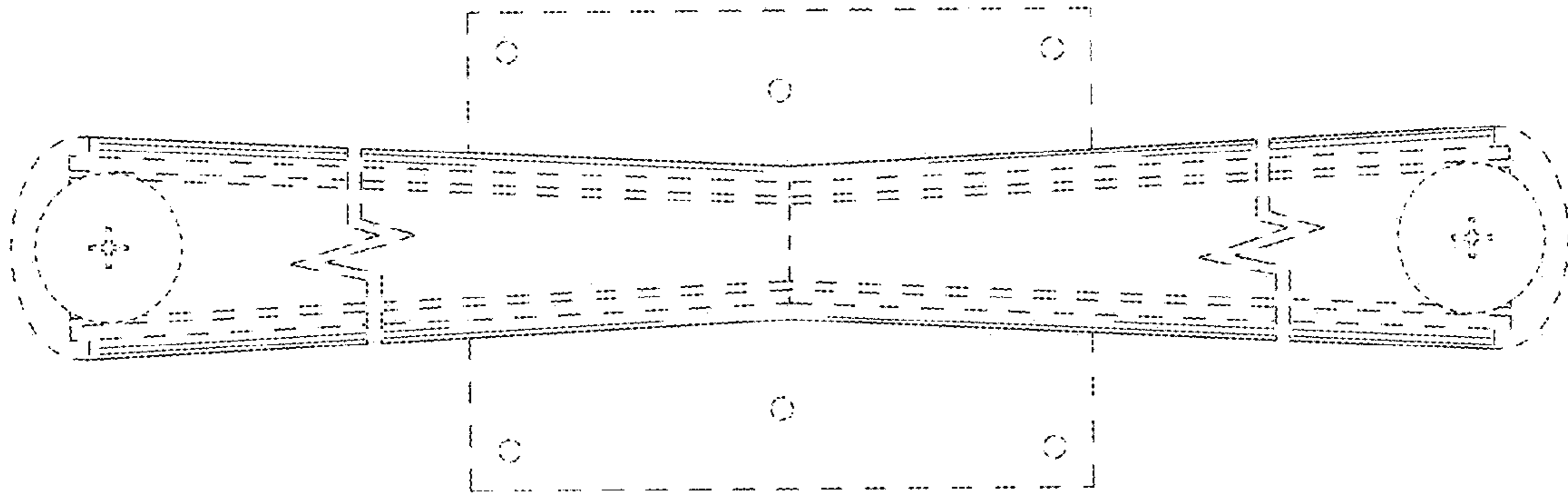
**FIG. 2**



**FIG. 3**



**FIG. 4**



**FIG. 5**




FIG. 6