



US00D944044S

(12) **United States Design Patent** (10) **Patent No.:** **US D944,044 S**
Rossell et al. (45) **Date of Patent:** **** Feb. 22, 2022**

(54) **COFFEE TABLE**

OTHER PUBLICATIONS

(71) Applicant: **CANE-LINE A/S**, Rynkeby (DK)
(72) Inventors: **Karl Rüdiger Rossell**, Aarhus C (DK);
Tonny Glismand, Aarhus C (DK)
(73) Assignee: **CANE-LINE A/S**, Rynkeby (DK)
(**) Term: **15 Years**
(21) Appl. No.: **29/725,651**

Design No. 006995148-0012, Aug. 21, 2012—European Union Intellectual Property Office (EUIPO) Publication Date—Nov. 20, 2019 Owner—Cane-line A/S DesignView, available at www.tmdn.org/tmdsview-web/welcome.
Gloster Dansk 19.5" Round Side Table—Authenteak <https://authenteak.com/gloster-dansk-19-5-round-side-table/> retrieved from the internet on Sep. 28, 2021.*
Juneau Coffee Table—Value City Furniture <https://www.valuecityfurniture.com/product/item/living-room/tables/coffee-tables/juneau-coffee-table/2402625> retrieved from the internet on Sep. 28, 2021.*

(22) Filed: **Feb. 26, 2020**
(51) **LOC (13) Cl.** **06-03**
(52) **U.S. Cl.**
USPC **D6/692.6**
(58) **Field of Classification Search**
USPC D6/349, 685, 689, 692, 692.1–692.6
CPC A47B 7/00; A47B 13/00; A47B 13/003;
A47B 13/02; A47B 13/04; A47B 13/06;
A47B 13/08; A47B 13/01; A47B 13/12;
A47B 17/00; A47B 21/00; A47B
2200/0001; A47B 2200/0011; A47B
2200/002

* cited by examiner

Primary Examiner — Mary Ann Calabrese
(74) *Attorney, Agent, or Firm* — Birch, Stewart, Kolasch & Birch, LLP

See application file for complete search history.

(57) **CLAIM**

The ornamental design for a coffee table, as shown and described.

DESCRIPTION

FIG. 1 is a front perspective view of a coffee table showing our new design;
FIG. 2 is a front elevational view thereof;
FIG. 3 is a rear elevational view thereof;
FIG. 4 is a right side elevational view thereof;
FIG. 5 is a left side elevational view thereof;
FIG. 6 is a top plan view thereof.
FIG. 7 is a left side perspective view thereof;
FIG. 8 is a right side perspective view thereof; and,
FIG. 9 is a rear perspective view thereof.

(56) **References Cited**

U.S. PATENT DOCUMENTS

D35,045 S * 9/1901 Stickley D6/692.6
D222,624 S * 11/1971 Gianfagna D6/692.6
D225,501 S * 12/1972 Apple, Jr. D6/692
D236,785 S * 9/1975 Smith D6/692.6
D237,929 S * 12/1975 Laylon D6/692
D384,530 S * 10/1997 Mezger D6/692.5
D793,133 S * 8/2017 Nigro D6/692
D861,402 S * 10/2019 Ramos D6/692
D877,549 S * 3/2020 Lipparini D6/692

1 Claim, 9 Drawing Sheets




FIG. 1



FIG. 2

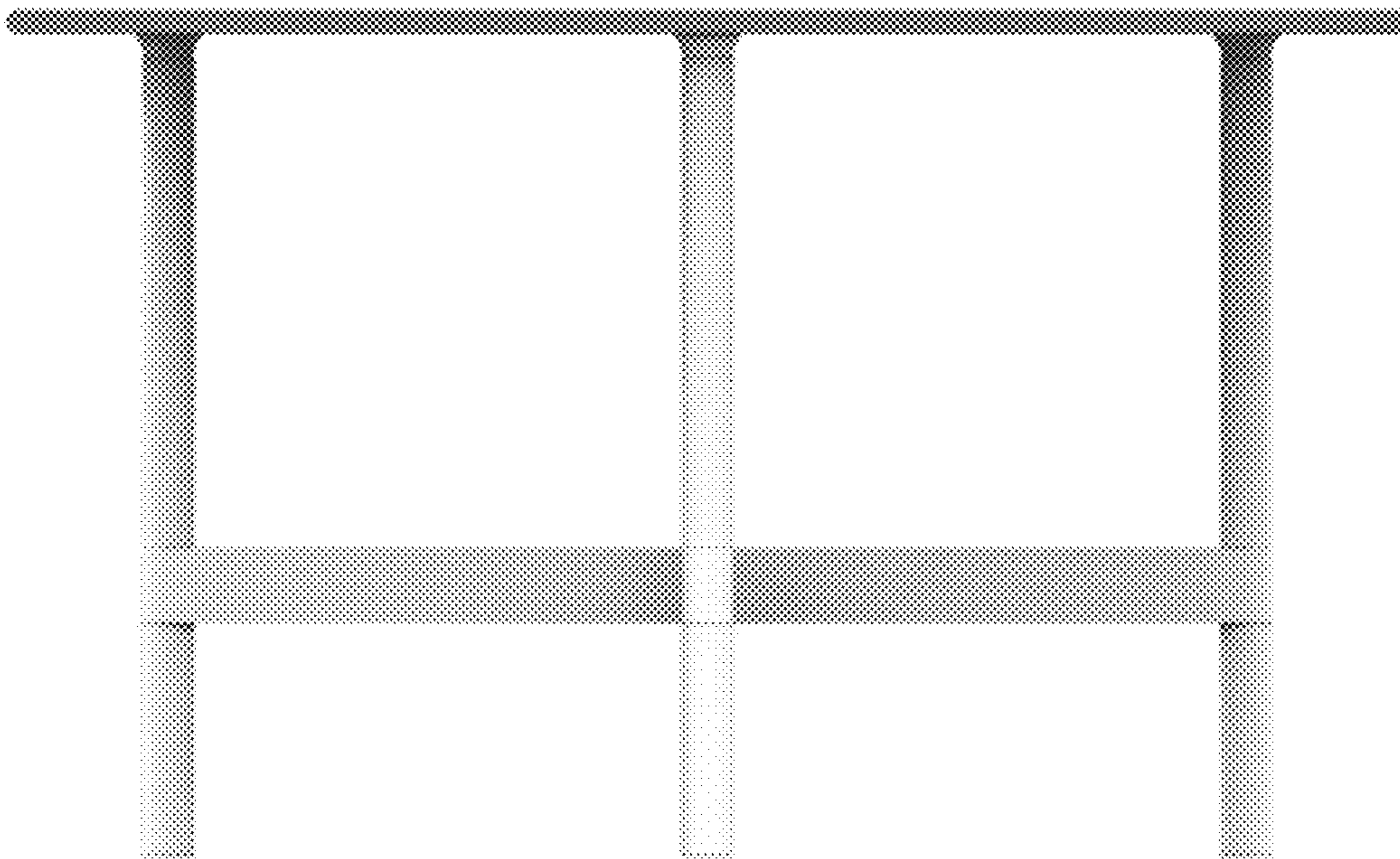


FIG. 3

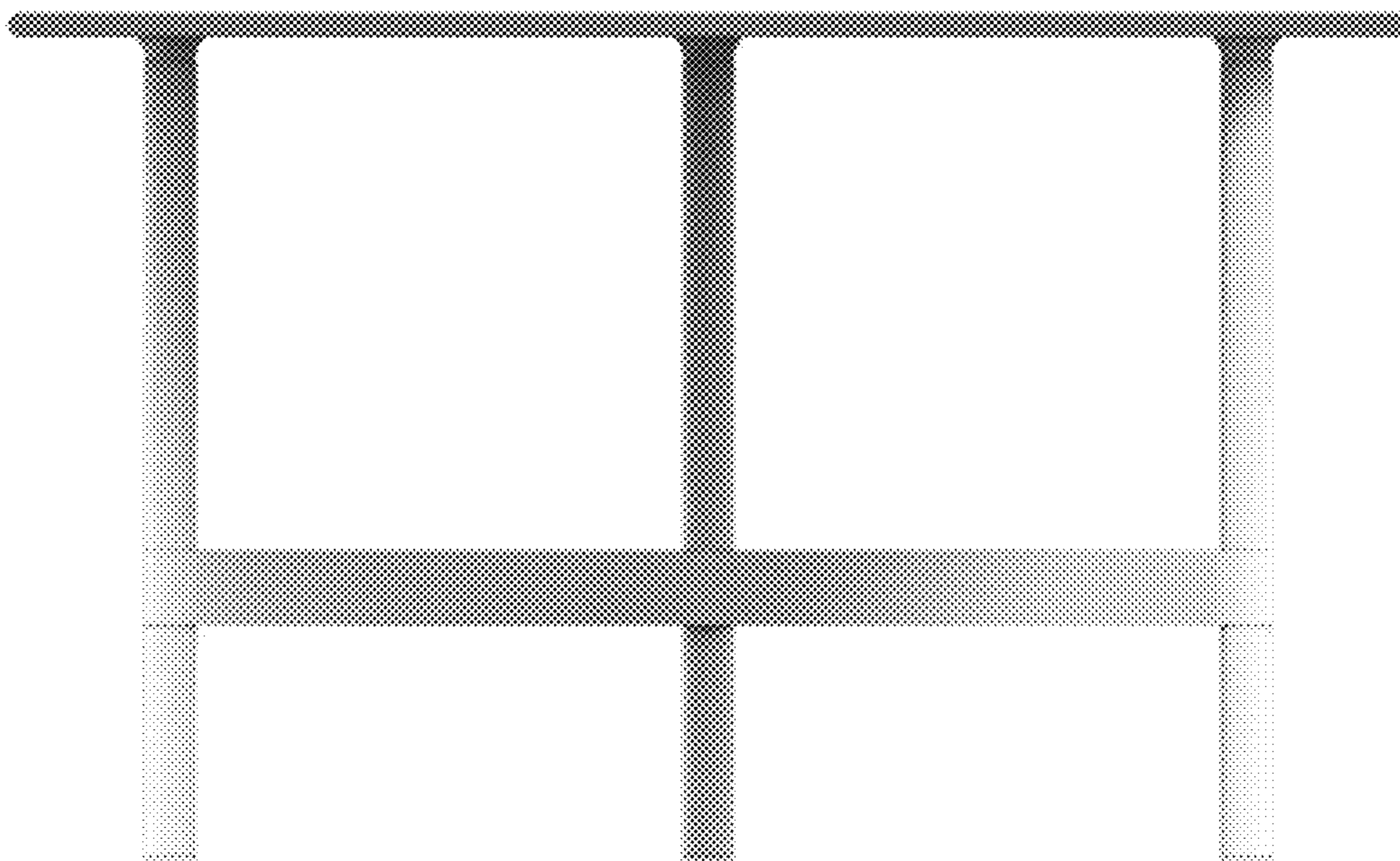


FIG. 4




FIG. 5




FIG. 6




FIG. 7



FIG. 8



FIG. 9

