

US00D944042S

(12) **United States Design Patent** (10) **Patent No.:** **US D944,042 S**  
**Chen** (45) **Date of Patent:** **\*\* Feb. 22, 2022**

(54) **RACK**  
(71) Applicant: **Qingxian Chen**, Putian (CN)  
(72) Inventor: **Qingxian Chen**, Putian (CN)  
(\*\*) Term: **15 Years**  
(21) Appl. No.: **29/783,481**  
(22) Filed: **May 13, 2021**  
(51) **LOC (13) Cl.** ..... **06-06**  
(52) **U.S. Cl.**  
USPC ..... **D6/675.2**  
(58) **Field of Classification Search**  
USPC ..... D3/304-315; D6/672, 675, 675.1, 675.2,  
D6/675.3, 683.1; D19/92, 100;  
D7/600.1, 600.4  
CPC .. A47F 5/00; A47F 5/0056; A47F 5/13; A47F  
7/00; A47F 5/01; B65D 1/38; B65D 1/22;  
A47J 47/16; A47B 81/00  
See application file for complete search history.

(56) **References Cited**

**U.S. PATENT DOCUMENTS**

D265,325 S \* 7/1982 Rich ..... D19/92  
D317,094 S \* 5/1991 Weinberg ..... D6/675.2  
D342,637 S 12/1993 Smith  
5,996,812 A \* 12/1999 Sokol, Jr. .... B42F 7/10  
211/11  
D450,481 S \* 11/2001 Post ..... D6/675.2  
D457,767 S 5/2002 Schumacher

D471,381 S \* 3/2003 Yamaguchi ..... D6/675.2  
D568,635 S \* 5/2008 Klein ..... D6/675.2  
D683,567 S \* 6/2013 Hsu ..... D6/675.2  
D761,043 S \* 7/2016 Snider ..... D6/675.2  
D785,979 S \* 5/2017 Snider ..... D6/675.1  
D839,644 S \* 2/2019 Tuang ..... D6/683.1  
D852,449 S \* 6/2019 Hu ..... D34/21  
D875,476 S \* 2/2020 Tuang ..... D7/600.4  
D876,169 S \* 2/2020 Klein ..... D7/600.4  
D923,369 S \* 6/2021 Su ..... D6/675.2

\* cited by examiner

*Primary Examiner* — Kelley A Donnelly  
(74) *Attorney, Agent, or Firm* — IPspeedy Intellectual  
Property Inc.

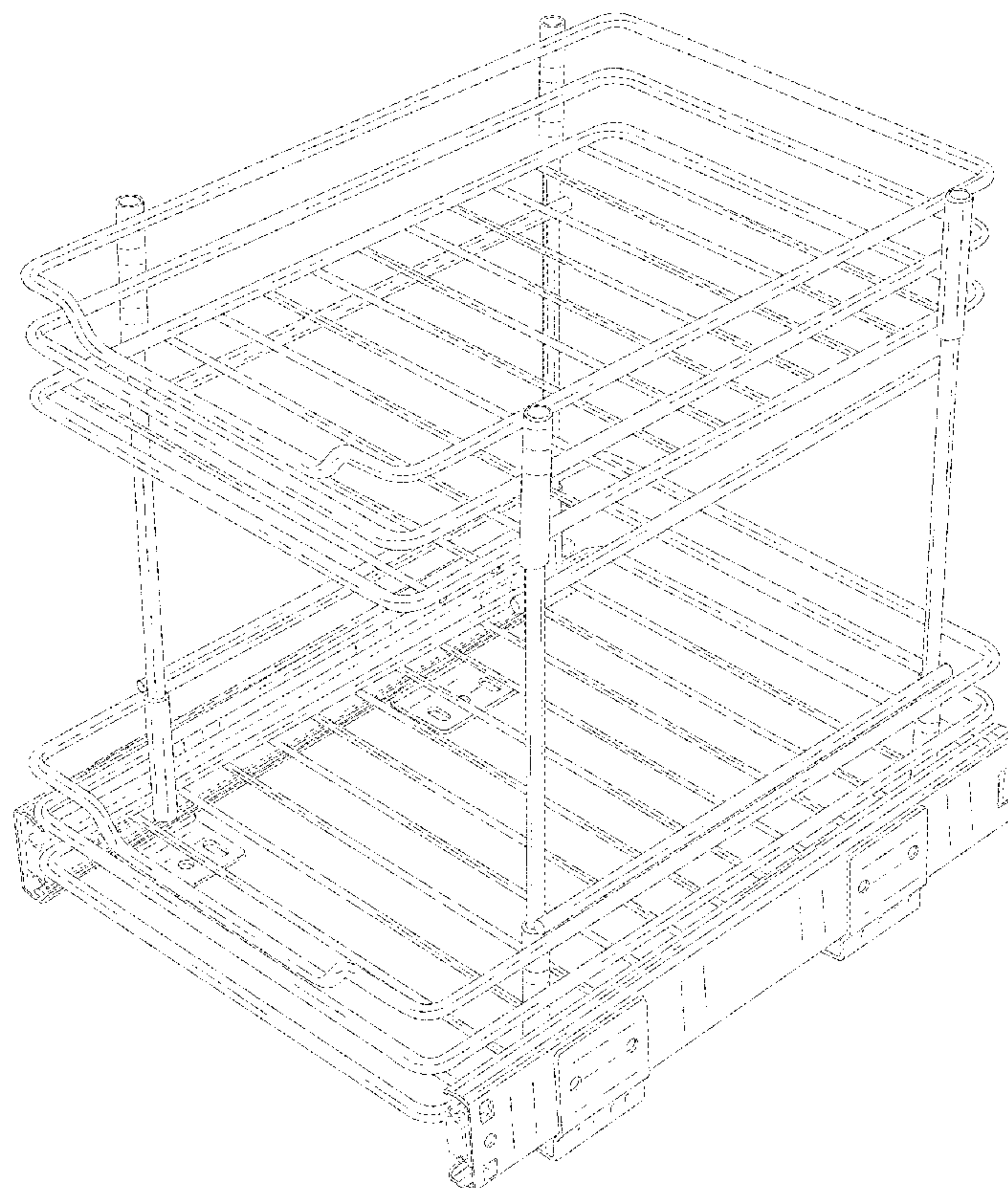
(57) **CLAIM**

The ornamental design for a rack, as shown and described.

**DESCRIPTION**

FIG. 1 is a perspective view of a rack showing my new design;  
FIG. 2 is front elevation view thereof;  
FIG. 3 is a back elevation view thereof;  
FIG. 4 is a left side view thereof;  
FIG. 5 is a right side view thereof;  
FIG. 6 is a top plan view thereof; and,  
FIG. 7 is a bottom plan view thereof.  
The broken line showing of the rack is for the purpose of illustrating article and forms no part of the claimed design.

**1 Claim, 7 Drawing Sheets**





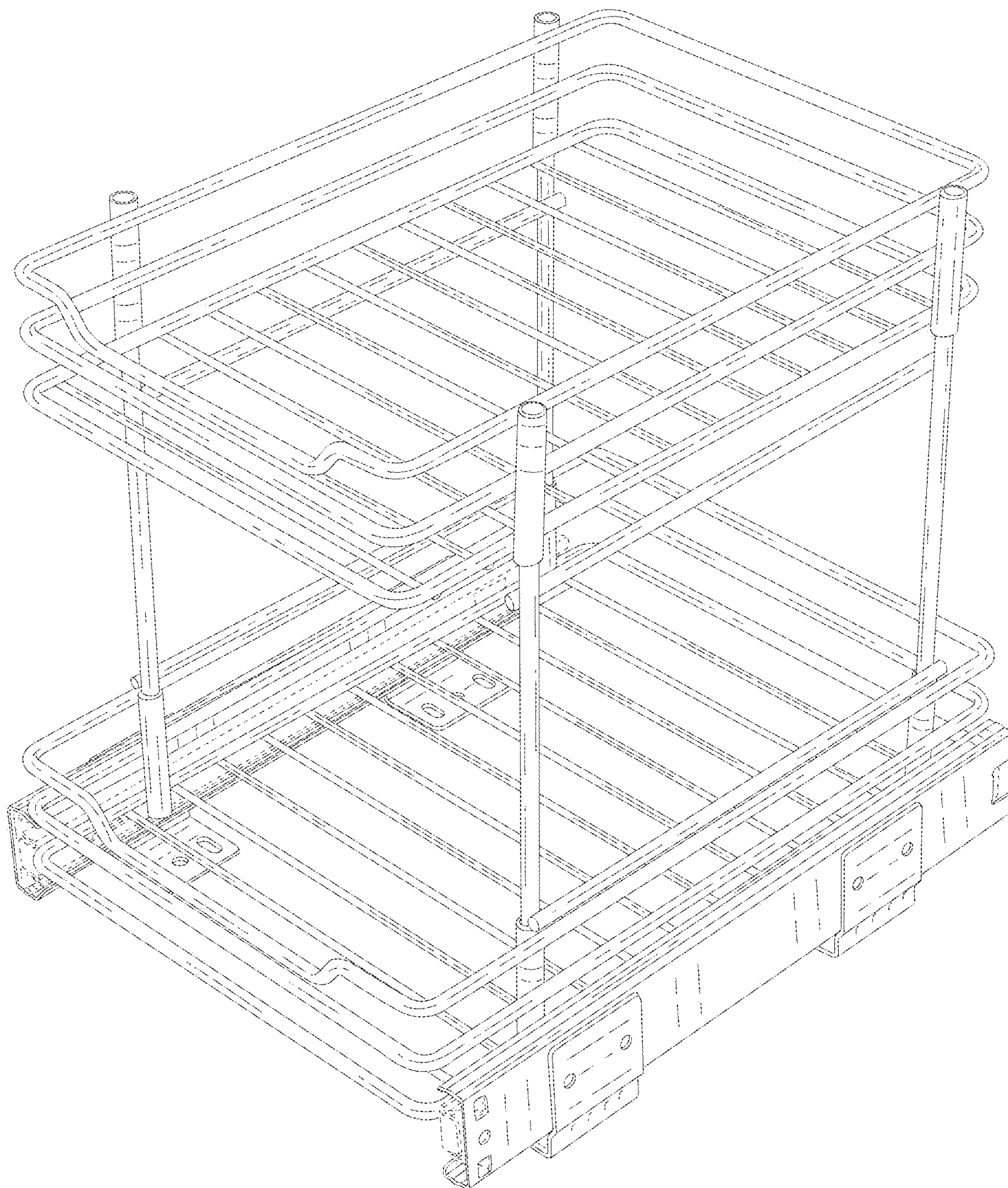


FIG. 1




FIG. 2




FIG. 3




FIG. 4




FIG. 5






FIG. 6




FIG. 7