

US00D944041S

(12) **United States Design Patent** (10) **Patent No.:** **US D944,041 S**
Xiao (45) **Date of Patent:** **** Feb. 22, 2022**

(54) **STORAGE CABINET**

(71) Applicant: **Jian Xiao**, Luoyang (CN)

(72) Inventor: **Jian Xiao**, Luoyang (CN)

(**) Term: **15 Years**

(21) Appl. No.: **29/775,712**

(22) Filed: **Mar. 25, 2021**

(51) **LOC (13) Cl.** **06-04**

(52) **U.S. Cl.**
USPC **D6/671**

(58) **Field of Classification Search**
USPC D6/663, 664, 671, 671.1, 671.2, 671.3,
D6/671.4; D13/184
CPC A47B 17/04; A47B 43/00; A47B 47/02;
A47B 47/03; A47B 47/04; A47B 47/05;
A47B 61/00; A47B 61/06; E05B 53/00
See application file for complete search history.

(56) **References Cited**

U.S. PATENT DOCUMENTS

D397,262 S *	8/1998	Thomas	D6/671
D499,276 S *	12/2004	Grosfillex	D6/671.1
D711,167 S	8/2014	Anderson et al.		
D811,132 S *	2/2018	Ni	D6/671.1
D910,345 S *	2/2021	Li	D6/671.1
2009/0102332 A1 *	4/2009	Lear	E05B 53/00 312/218
2019/0335899 A1 *	11/2019	Langbert	A47B 61/06

OTHER PUBLICATIONS

Metal Storage Cabinet, 5 Shelf Metal Storage Cabinet With 4 Adjustable Shelves And Lockable Doors (Gray), fromwayfair.com,

Retrieved Date: Nov. 9, 2021, p. 1, from https://www.wayfair.com/storage-organization/pdp/latitude-run-metal-storage-cabinet-5-shelf-metal-storage-cabinet-with-4-adjustable-shelves-and-lockable-doors-gray-w002821339.html?categoryid=421471&placement=1&slot=1&sponsoredid=47f0104d01397bbf971d9aef35033eb7fb5800d6fe20f5510116aa13acab4c03&_txid=I%2FWEmGLEsk2hBPU8Z2kAg%3D%3D&isB2b=0&auctionId=b4a29a61-08b1-4c22-a86d-906ccfe8fda2 (Year: 2021).*

* cited by examiner

Primary Examiner — Mimosa De
(74) *Attorney, Agent, or Firm* — Che-Yang Chen; Law Office of Michael Chen

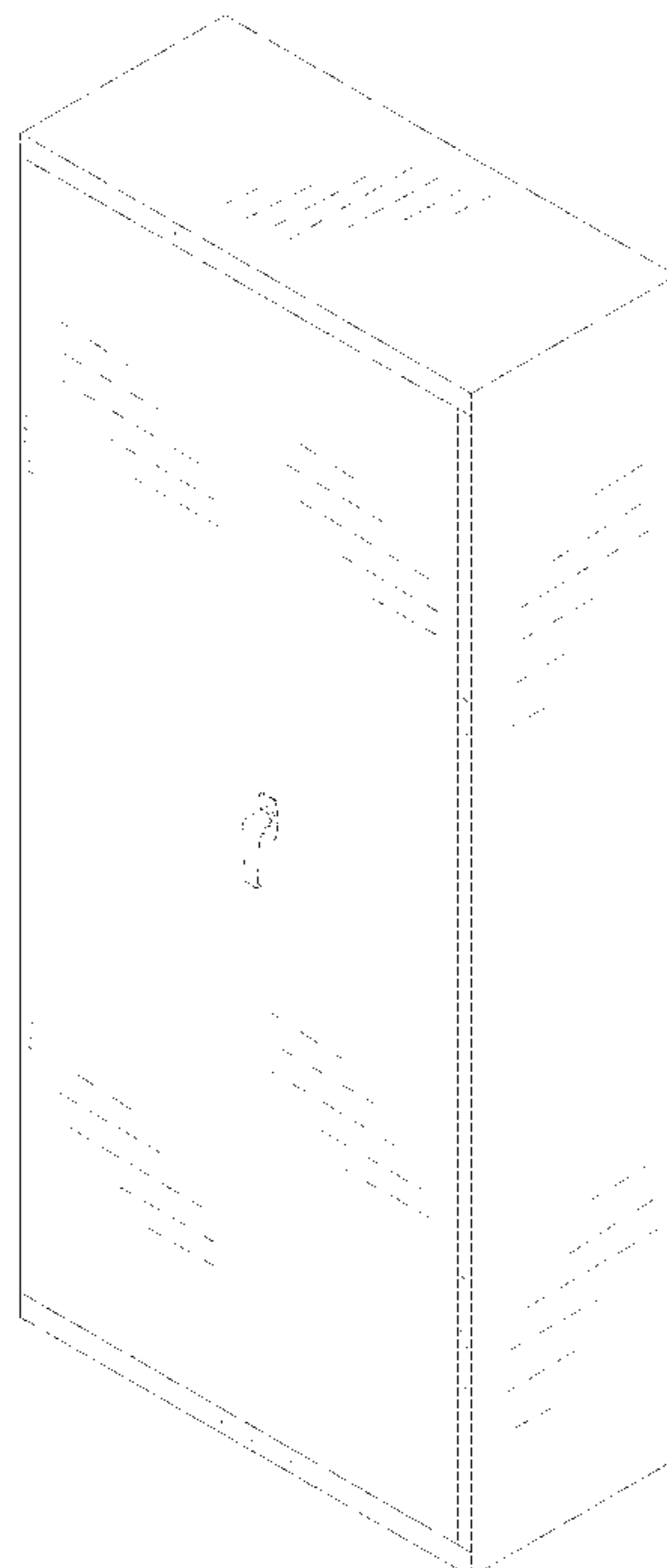
(57) **CLAIM**

The ornamental design for a storage cabinet, as shown and described.

DESCRIPTION

FIG. 1 is a perspective view of the storage cabinet showing my new design;
FIG. 2 is a front elevational view thereof;
FIG. 3 is a rear elevational view thereof;
FIG. 4 is a left side elevational view thereof;
FIG. 5 is a right side elevational view thereof;
FIG. 6 is a top plan view thereof; and,
FIG. 7 is a bottom plan view thereof.

1 Claim, 7 Drawing Sheets



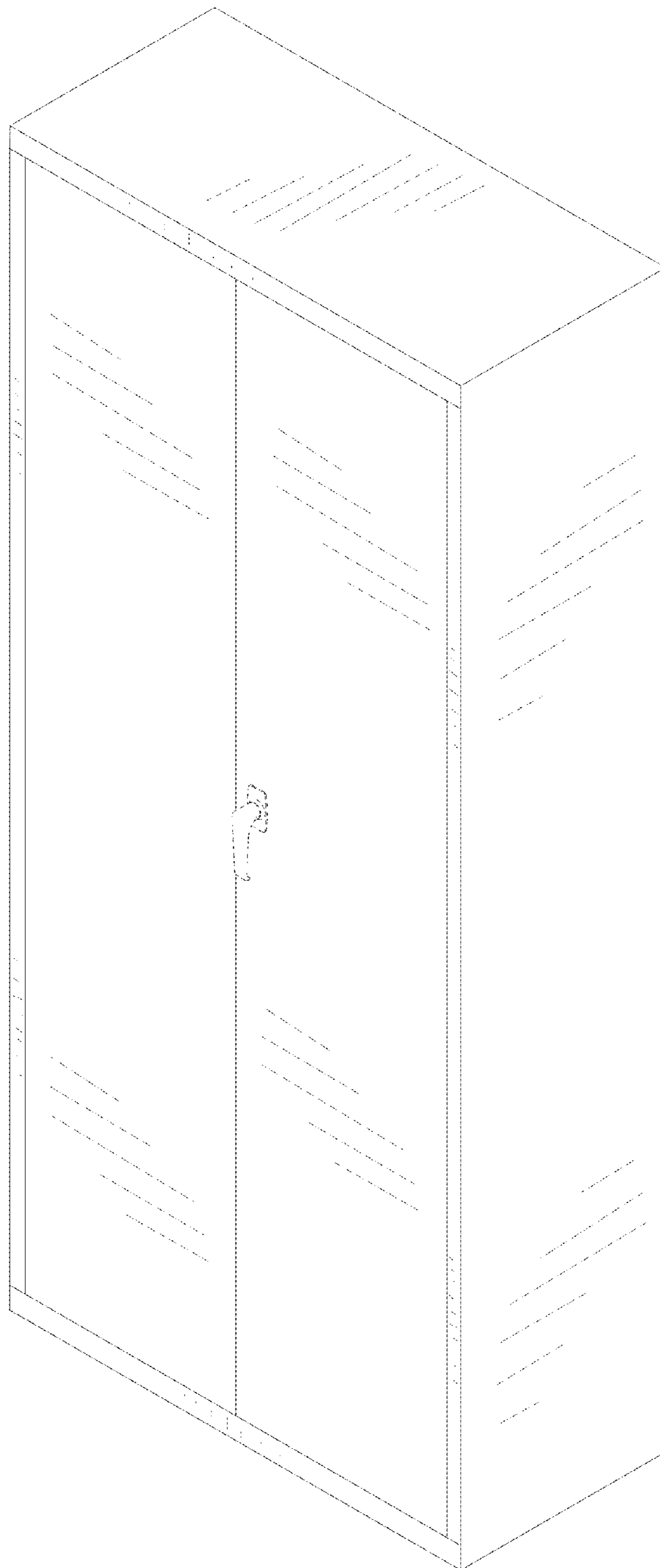


FIG.1




FIG. 2




FIG.3



FIG. 4

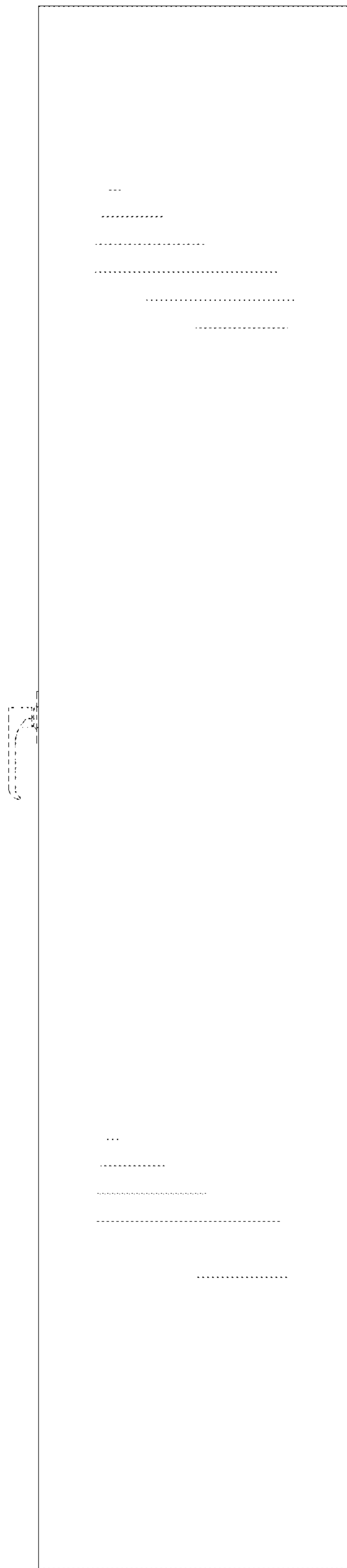


FIG.5

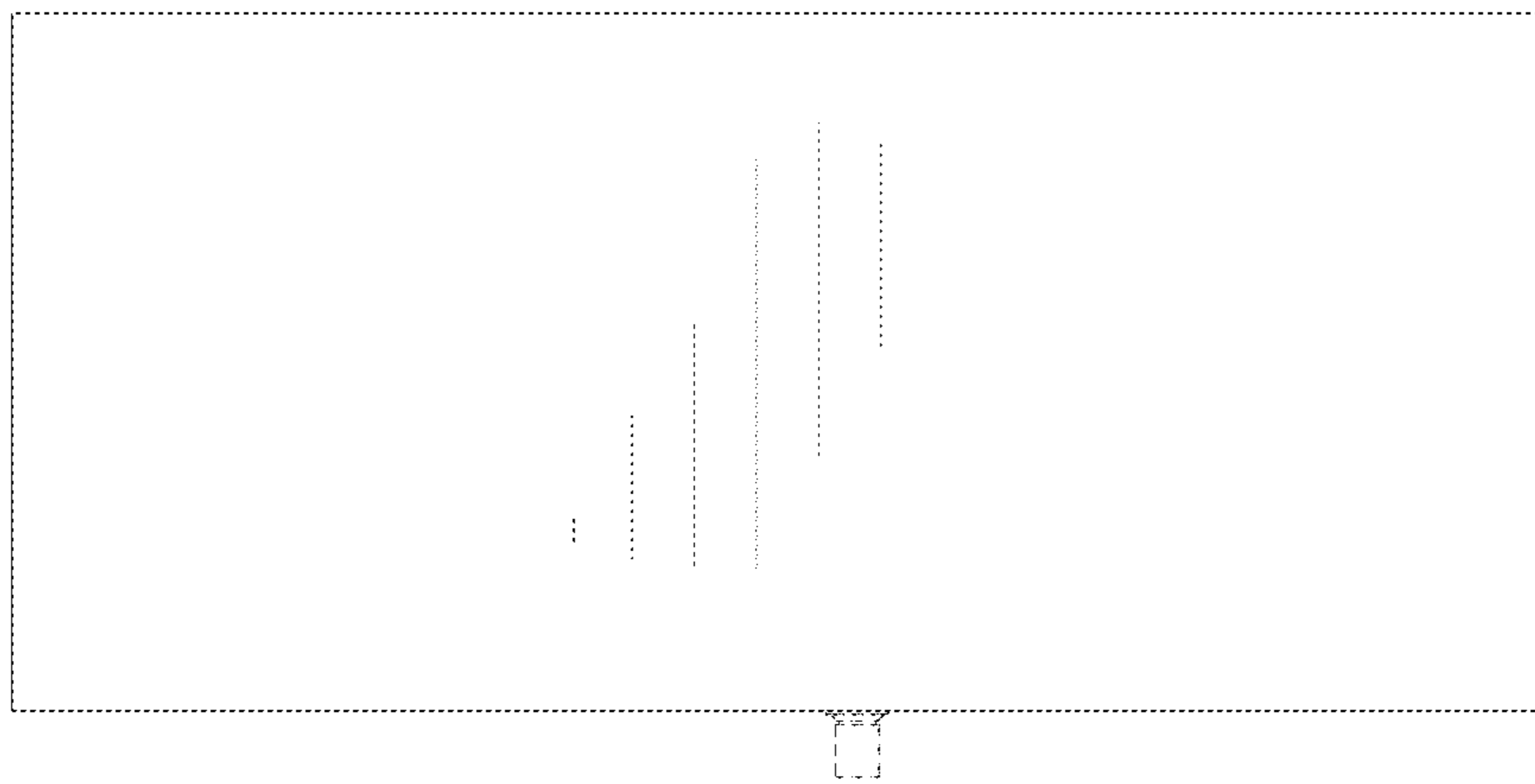


FIG. 6

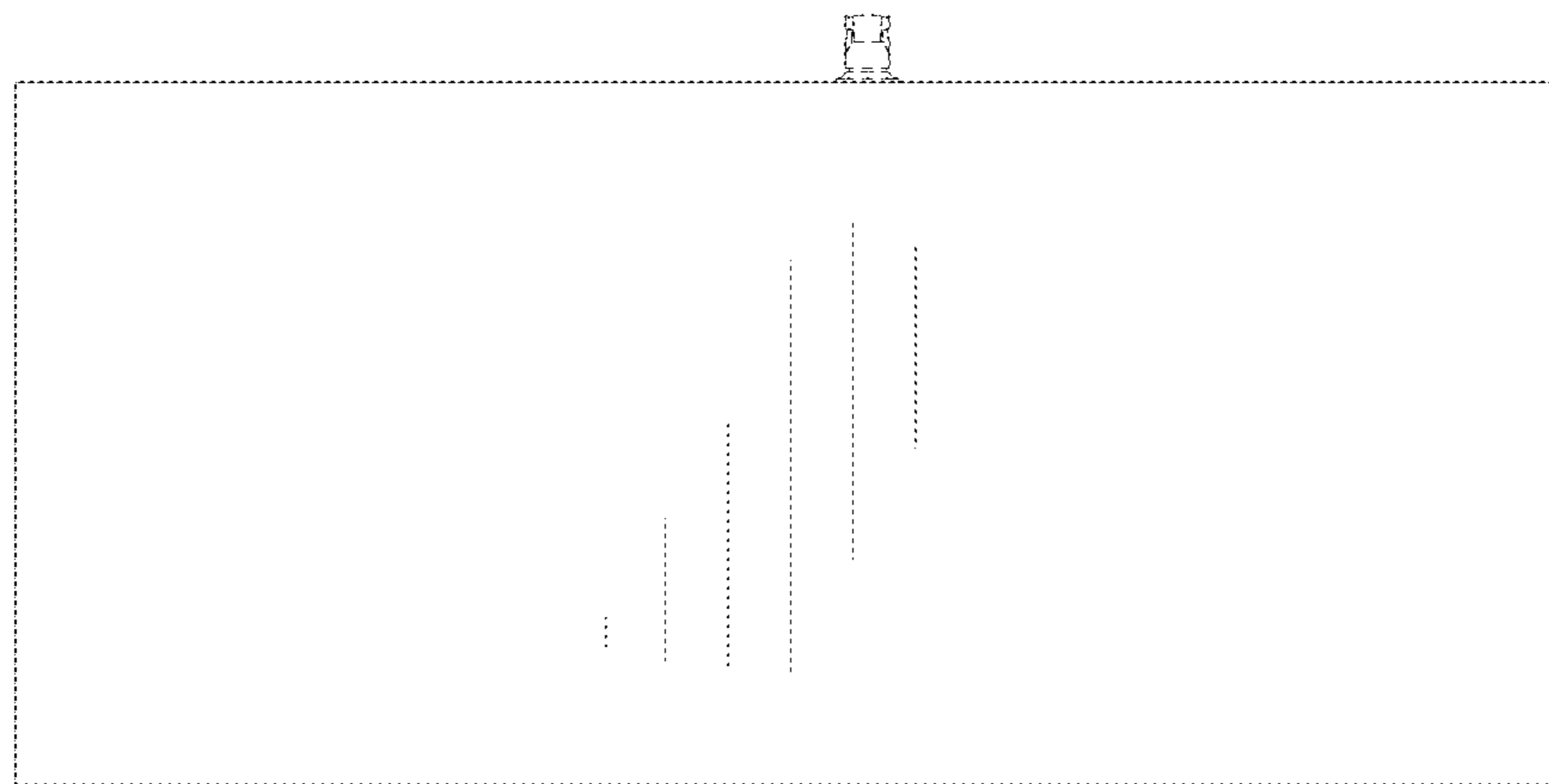


FIG. 7