



US00D944037S

(12) **United States Design Patent**
Yang

(10) **Patent No.:** **US D944,037 S**

(45) **Date of Patent:** **** Feb. 22, 2022**

(54) **PILLOW**
(71) Applicant: **Jingang Yang**, Sichuan (CN)
(72) Inventor: **Jingang Yang**, Sichuan (CN)
(**) Term: **15 Years**
(21) Appl. No.: **29/761,022**

D867,021 S *	11/2019	Yang	D6/601
D880,195 S *	4/2020	Yang	D6/601
D881,603 S *	4/2020	Yang	D6/601
D899,816 S *	10/2020	Deetsch	D6/601
D912,437 S *	3/2021	Yang	D6/601
D918,622 S *	5/2021	Zakashefski	D6/601
D927,225 S *	8/2021	Wang	D6/601
D932,803 S *	10/2021	Yang	D6/601
D932,804 S *	10/2021	Yang	D6/601
2013/0098364 A1 *	4/2013	Davis	A61G 7/072 128/206.21

(22) Filed: **Dec. 7, 2020**
(51) **LOC (13) Cl.** **06-09**
(52) **U.S. Cl.**
USPC **D6/601**
(58) **Field of Classification Search**
USPC D6/582-583, 587-592, 595-609,
D6/617-622; D21/803-809; D24/183
CPC A47G 9/00; A47G 2009/001; A47G
2009/002; A47G 2009/003; A47G 9/10;
A47G 9/1009; A47G 2009/1018; A47G
9/1045; A47G 9/1081; A47G 9/109
See application file for complete search history.

* cited by examiner

Primary Examiner — Jennifer L Rempfer


(57) **CLAIM**
The ornamental design for a pillow, as shown.

DESCRIPTION

FIG. 1 is a front elevational view of a pillow showing my new design;
FIG. 2 is a rear elevational view thereof;
FIG. 3 is a left side view thereof;
FIG. 4 is a right side view thereof;
FIG. 5 is a top plan view thereof;
FIG. 6 is a bottom plan view thereof;
FIG. 7 is a perspective view thereof;
FIG. 8 is a second perspective view thereof; and,
FIG. 9 is a third perspective view thereof.

(56) **References Cited**
U.S. PATENT DOCUMENTS
D548,842 S * 8/2007 Elnekaveh D24/188
D668,092 S * 10/2012 Davis D6/601
D839,026 S * 1/2019 Huang D6/601

1 Claim, 9 Drawing Sheets






FIG. 1




FIG. 2




FIG. 3




FIG. 4




FIG. 5




FIG. 6

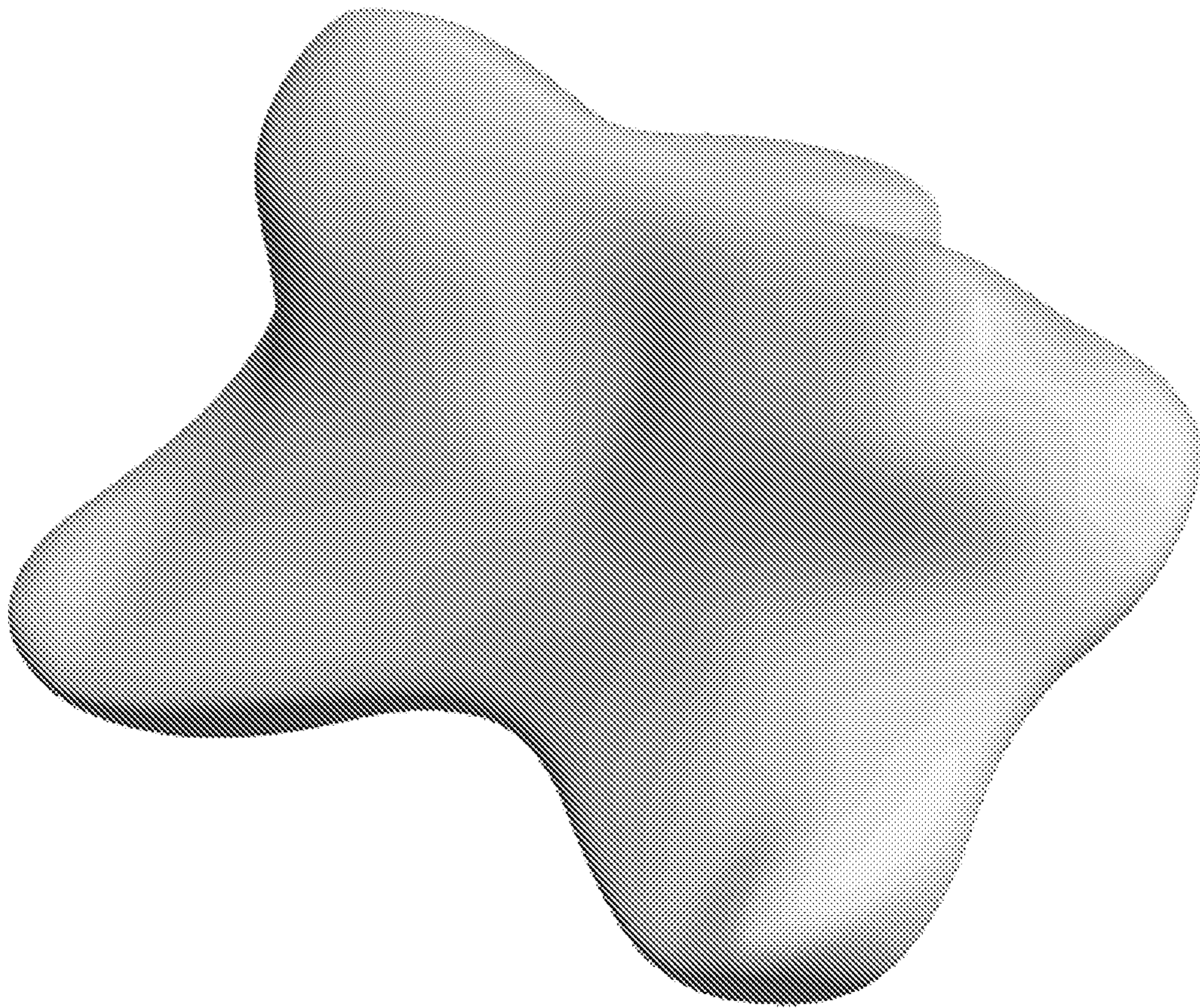


FIG. 7

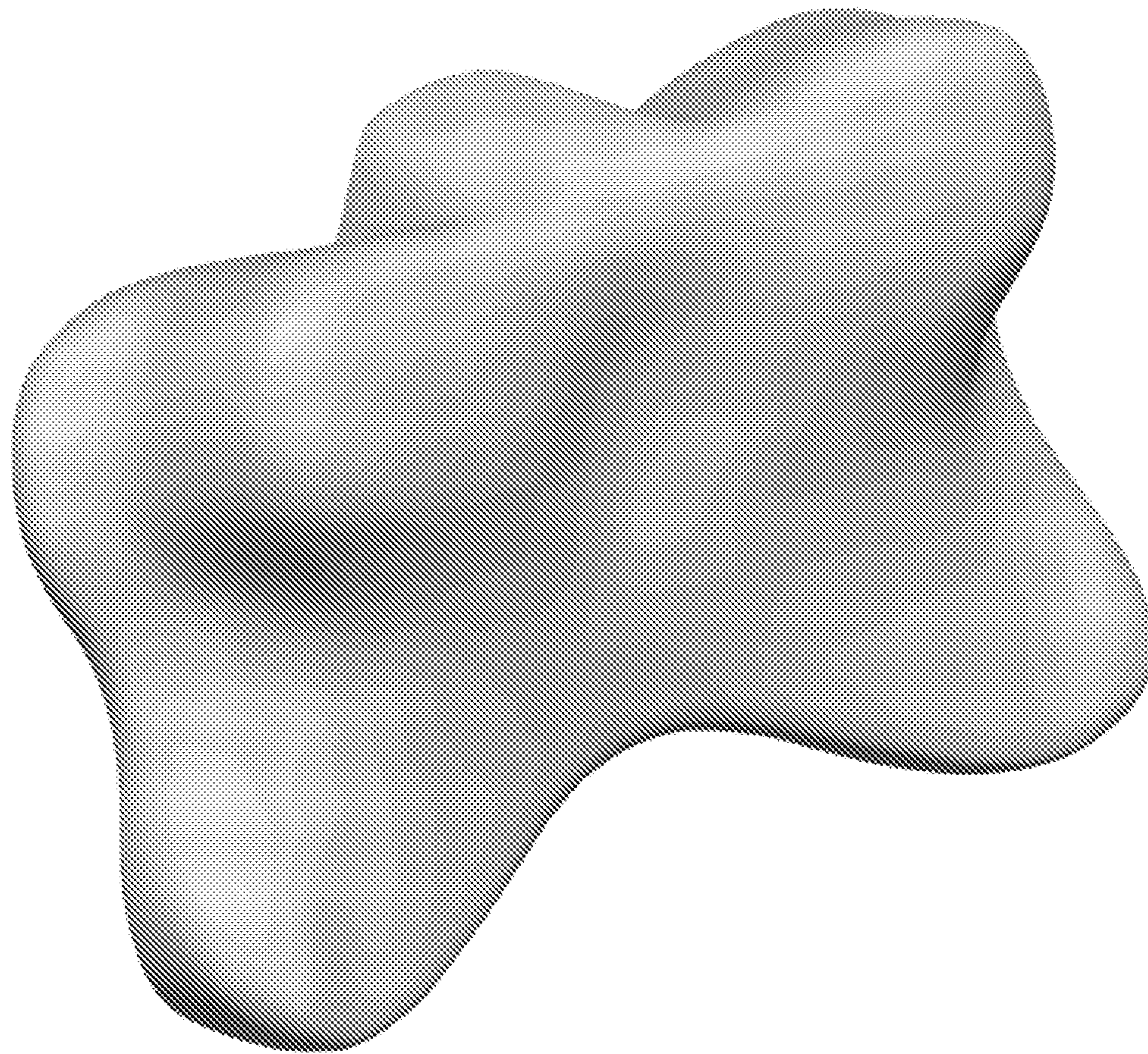


FIG. 8




FIG. 9