



US00D944005S

(12) **United States Design Patent** (10) **Patent No.:** **US D944,005 S**
Haskins (45) **Date of Patent:** **** Feb. 22, 2022**

(54) **BACKPACK**

(71) Applicant: **Real Value LLC**, Norman, OK (US)
(72) Inventor: **Nathaniel Haskins**, Oklahoma City, OK (US)
(73) Assignee: **Real Value LLC**, Moore, OK (US)
(**) Term: **15 Years**
(21) Appl. No.: **29/709,166**

(22) Filed: **Oct. 11, 2019**
(51) **LOC (13) Cl.** **03-01**
(52) **U.S. Cl.**
USPC **D3/217**
(58) **Field of Classification Search**
USPC D3/216, 217, 232, 233, 242–246, 273,
D3/289, 290, 318, 321, 322, 323
CPC .. A45F 3/04; A45F 3/042; A45F 3/047; A45F
3/08; A45F 3/10; A45F 3/14; A45C
2003/007
See application file for complete search history.

(56) **References Cited**

U.S. PATENT DOCUMENTS

D699,943 S *	2/2014	Mather	D3/216
D841,978 S *	3/2019	Ou	D3/217
D857,377 S *	8/2019	Hong	D3/217
D859,819 S *	9/2019	Mather	D3/217
D860,639 S *	9/2019	Thibadeau	D3/217
D862,069 S *	10/2019	Droze	D3/217
D865,355 S *	11/2019	Benzon	D3/217
D893,878 S *	8/2020	Mather	D3/318
D904,010 S *	12/2020	Wright	D3/217
D911,024 S *	2/2021	Rabe	D3/217
2015/0053735 A1 *	2/2015	Murdoch	A45F 3/005 224/640

OTHER PUBLICATIONS

Simple Modern Wanderer Backpack, posted on amazon.com, first available Aug. 20, 2019, retrieved Feb. 25, 2021, online, URL: https://www.amazon.com/Simple-Modern-Wanderer-Backpack-Compartment/dp/B07WRMWN1L/ref=asc_df_B07WRMWN1L/?tag=&linkCode=df0&hvadid=385286500280&hvpos=&hvnetw=g&hvrnd=7356605323498665904&h (Year: 2019).*
Custom Wanderer Backpack—25L, posted at simplemodern.com, no posting date, retrieved Feb. 25, 2021, online, URL: <https://www.simplemodern.com/collections/backpacks/products/custom-wanderer-backpack-25l?variant=36537641926728> (Year: 2021).*

* cited by examiner

Primary Examiner — Lilyana Bekic
Assistant Examiner — Mary Shannon Malley
(74) *Attorney, Agent, or Firm* — Hall Estill Law Firm

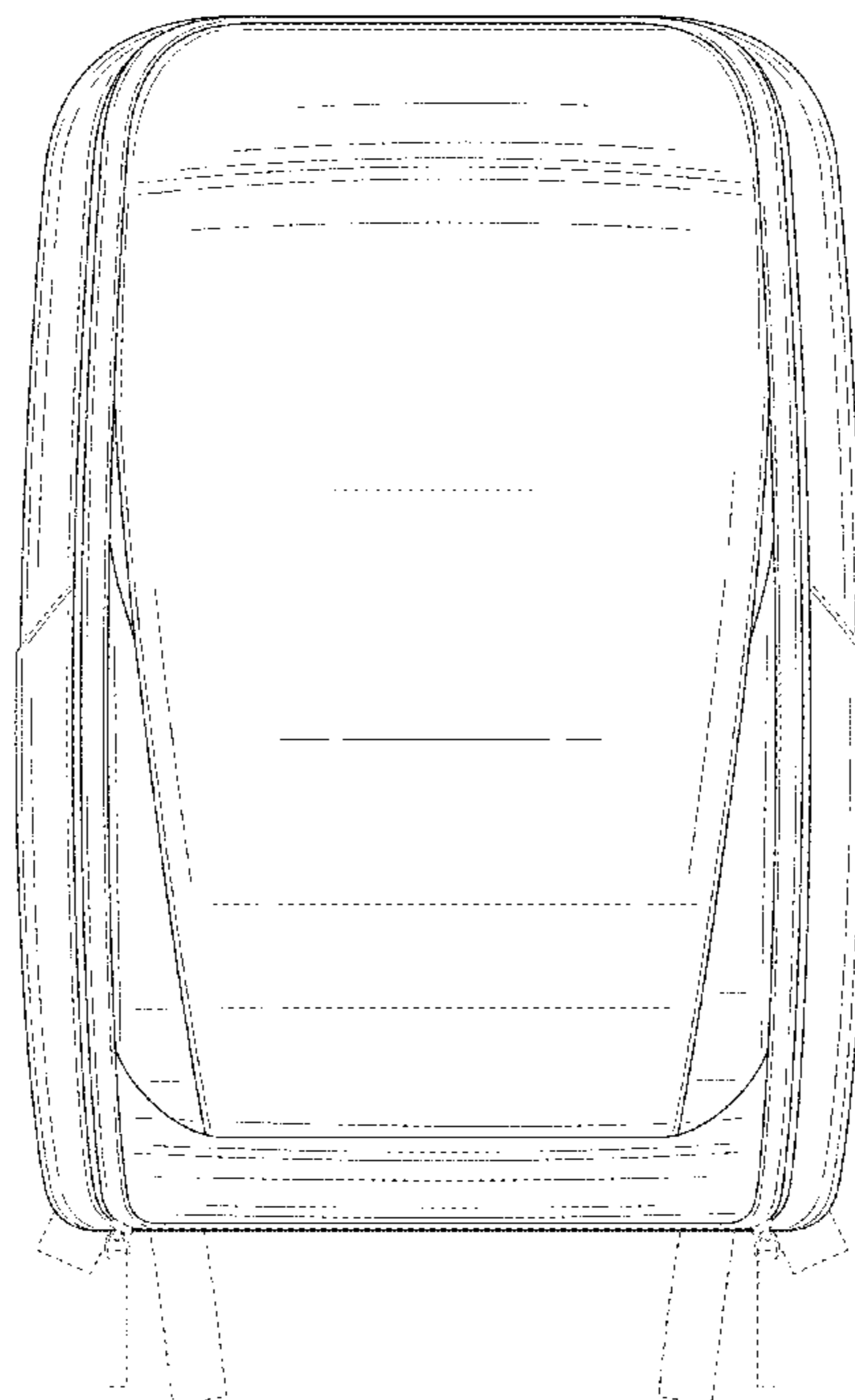
(57) **CLAIM**

The ornamental design for a backpack, as shown and described.

DESCRIPTION

FIG. 1 is a front view showing my new design for a backpack.
FIG. 2 is a back view of the backpack of FIG. 1.
FIG. 3 is a right side view of the backpack of FIG. 1.
FIG. 4 is a left side view of the backpack of FIG. 1.
FIG. 5 is a top view of the backpack of FIG. 1; and,
FIG. 6 is a bottom view of the backpack of FIG. 1.
Broken lines in the Figures depict portions of the backpack that form no part of the claimed design.

1 Claim, 6 Drawing Sheets



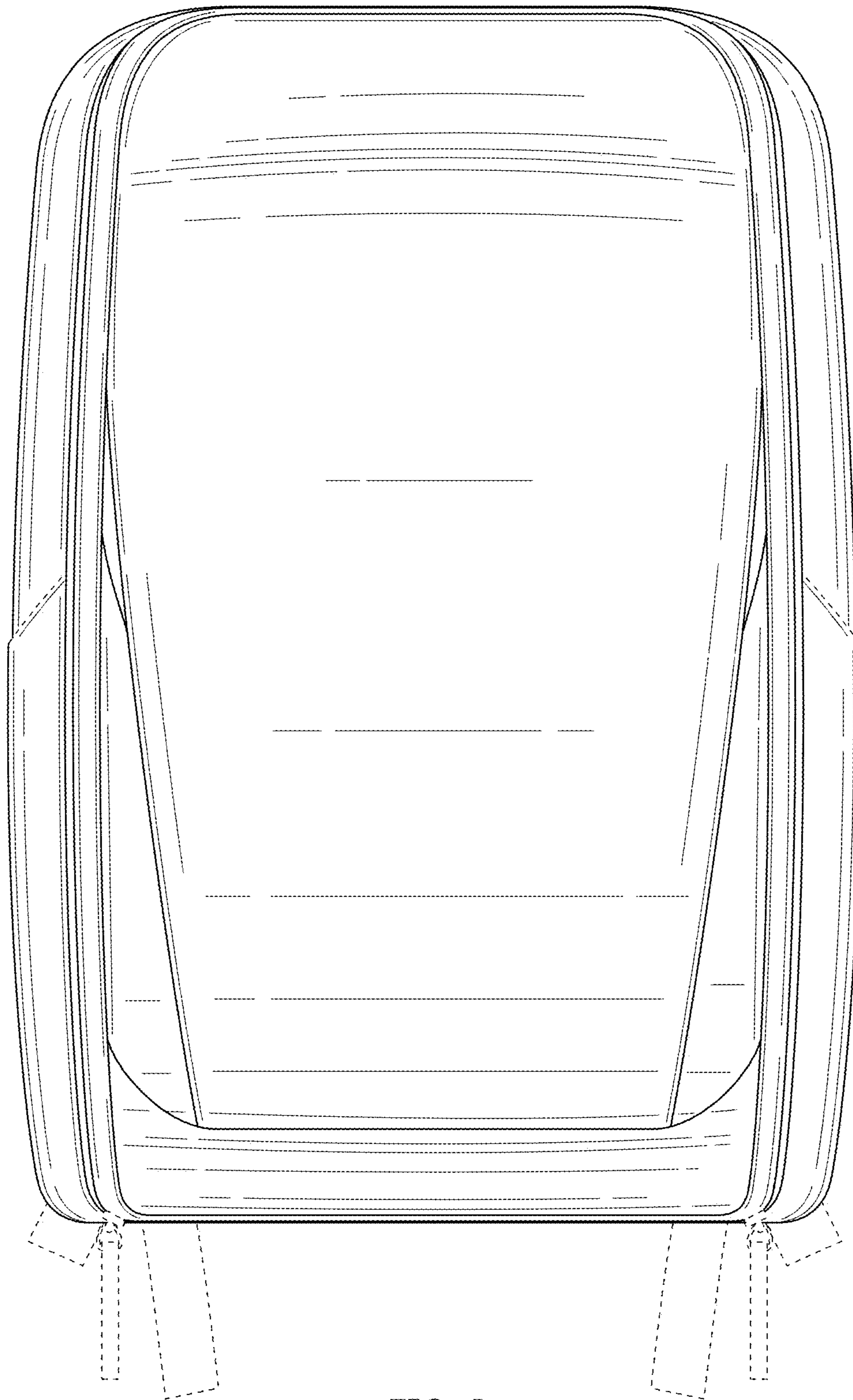


FIG. 1

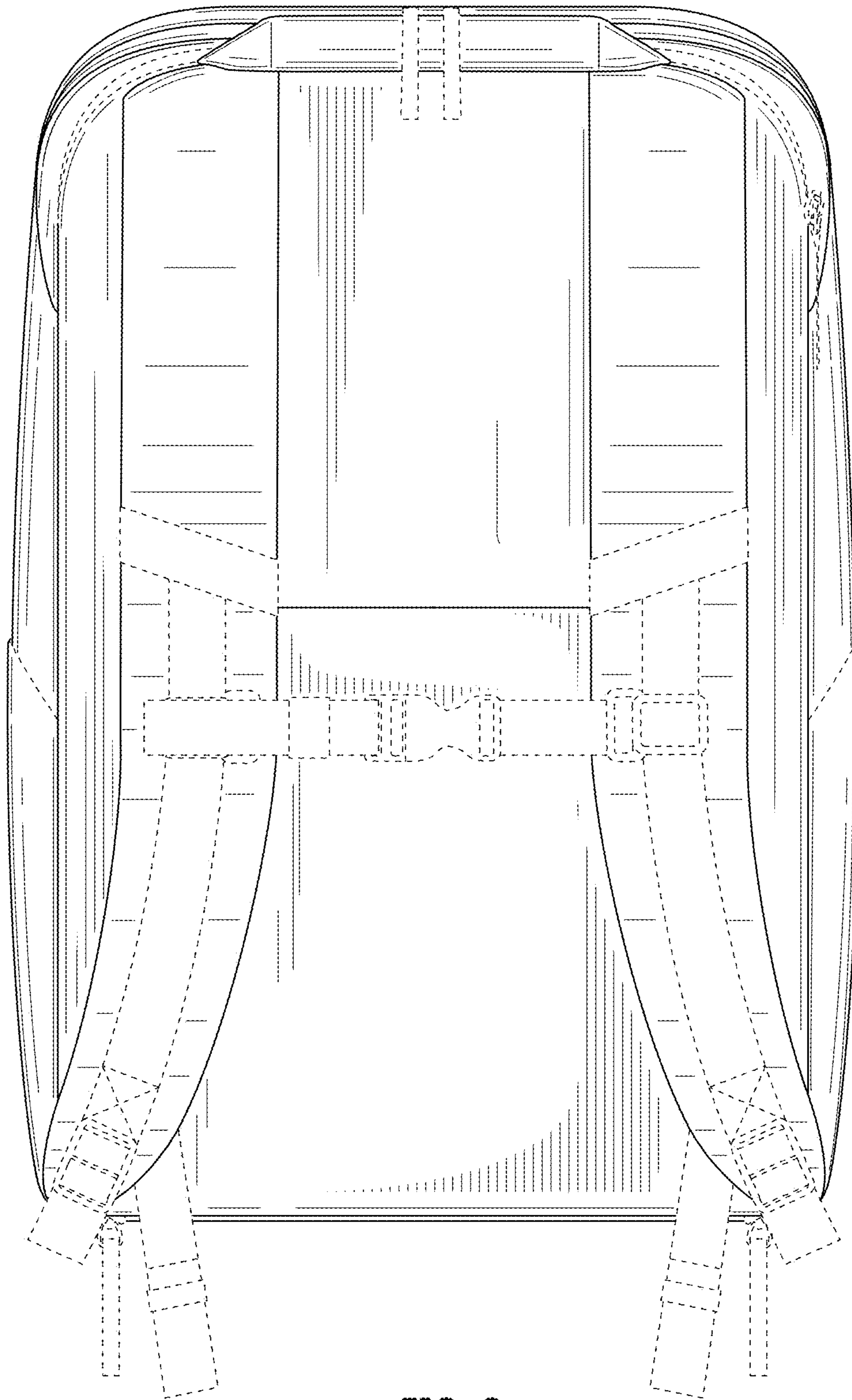


FIG. 2

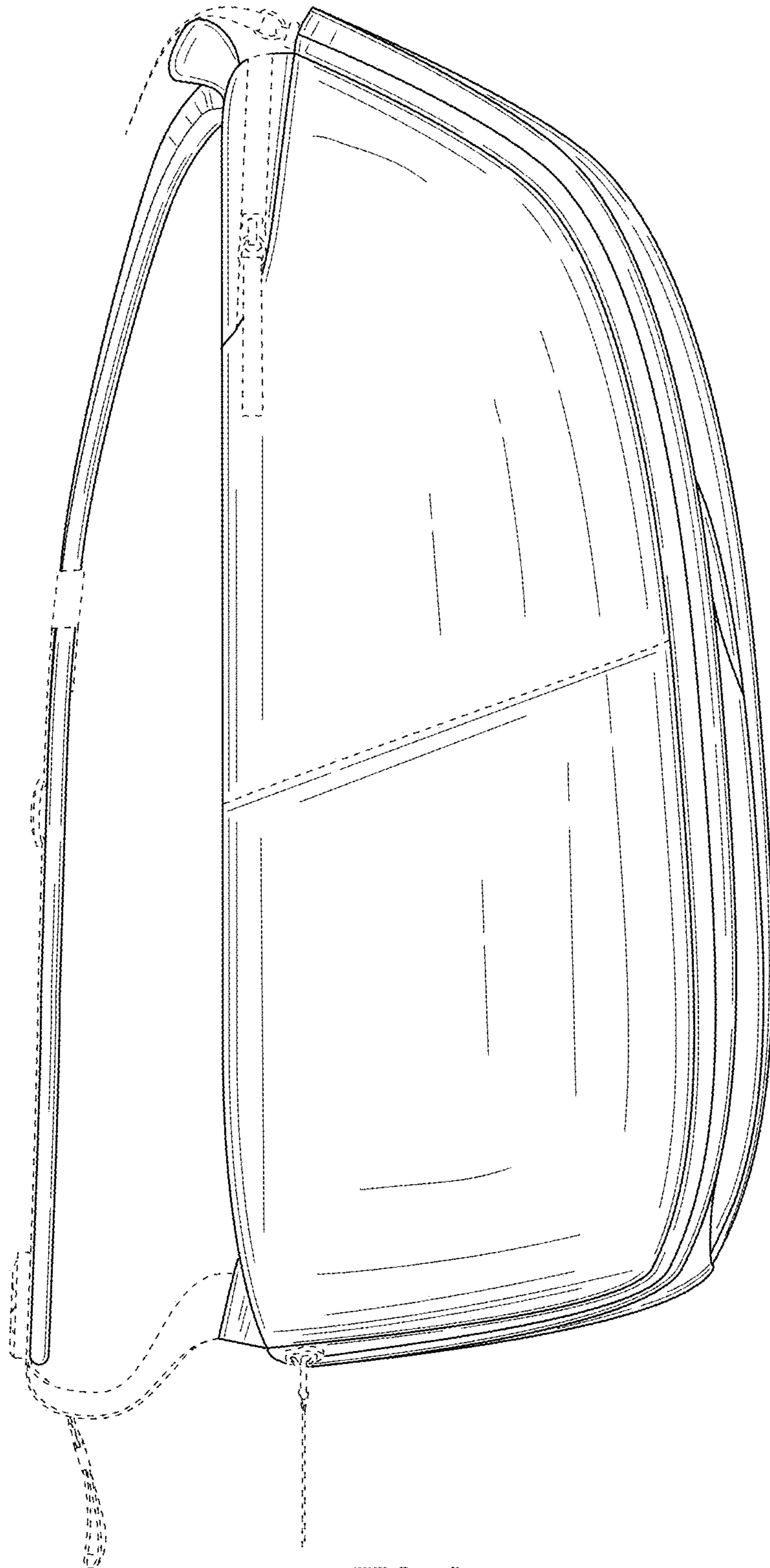


FIG. 3

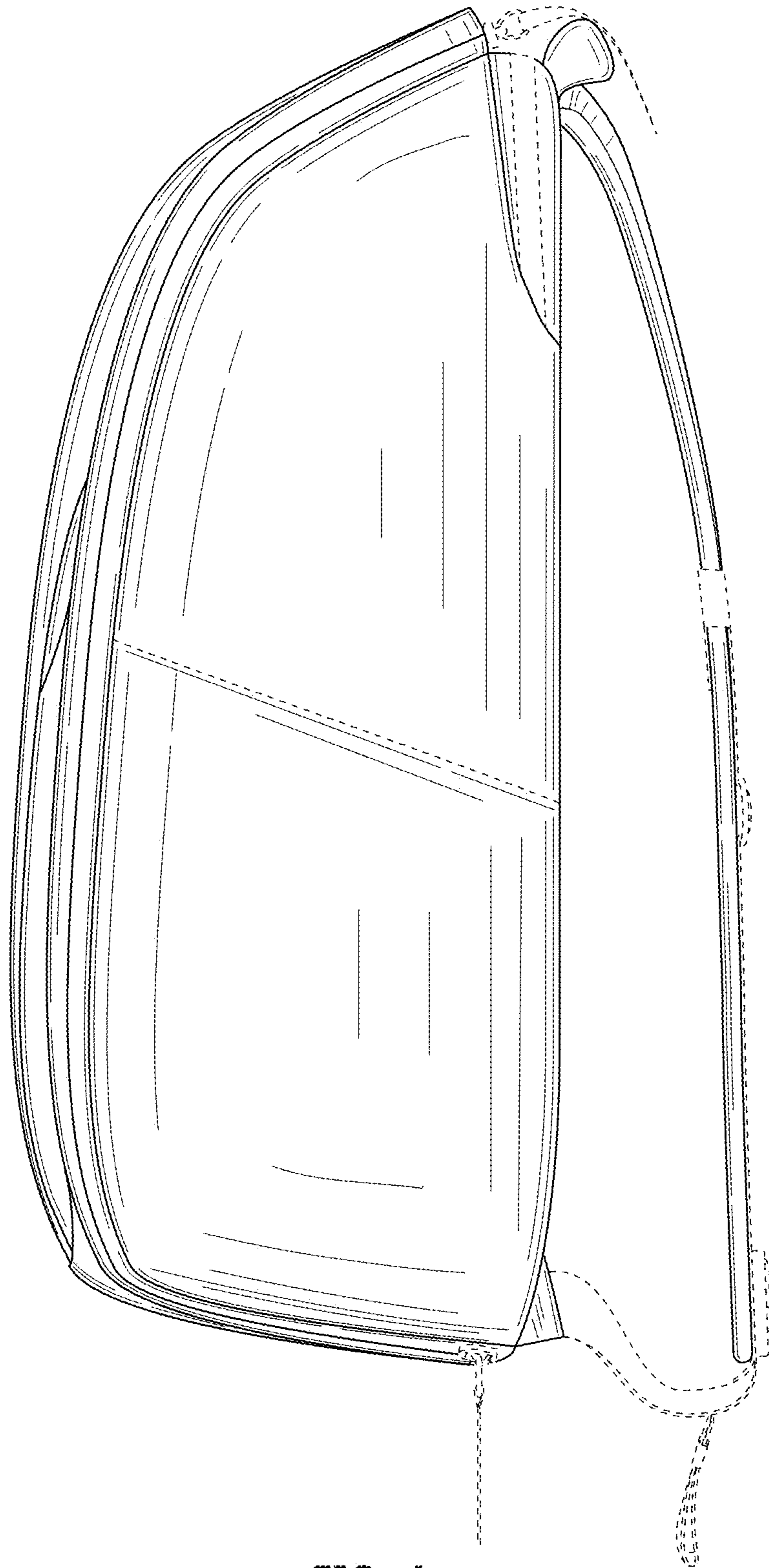


FIG. 4

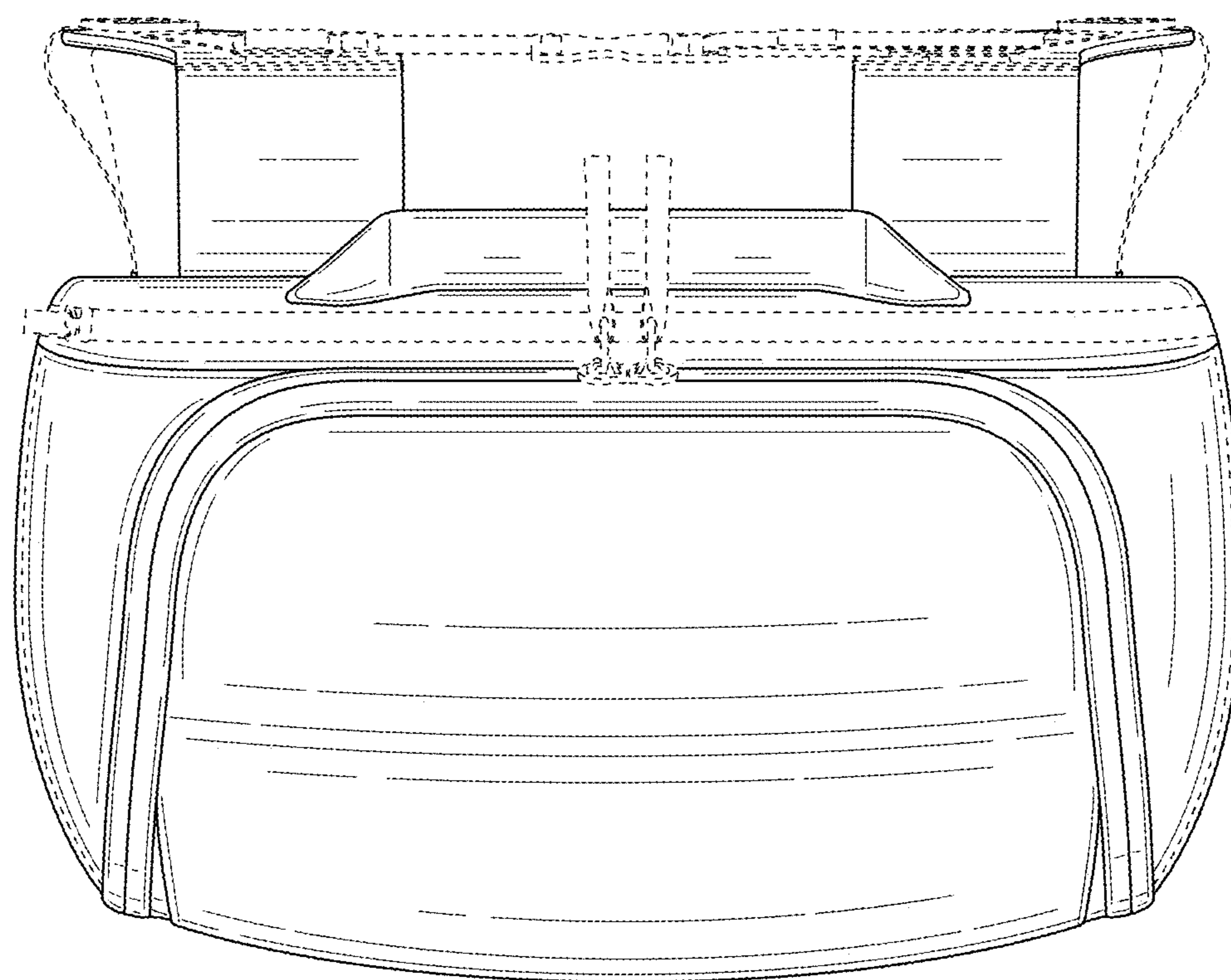


FIG. 5

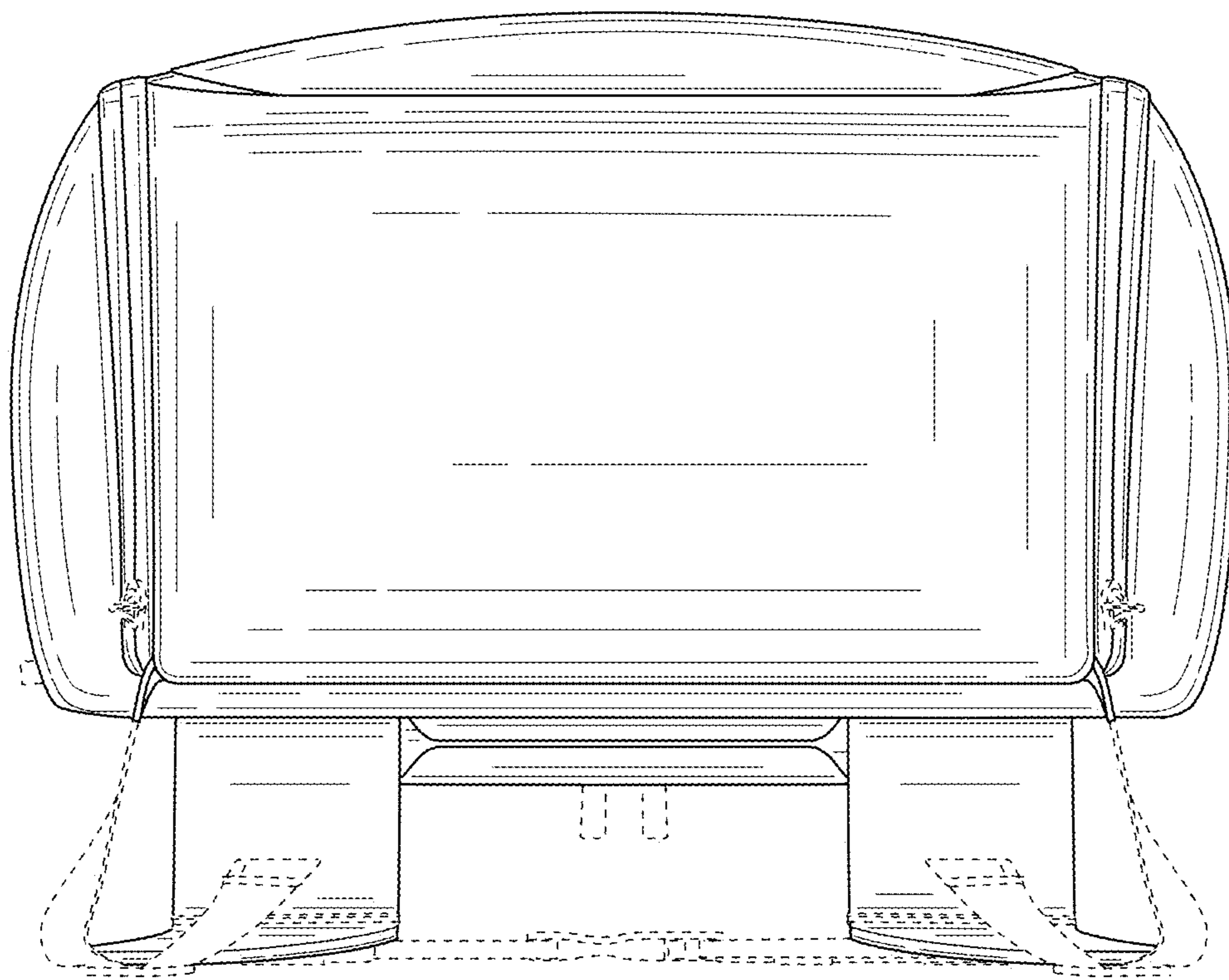


FIG. 6