



US00D943945S

(12) **United States Design Patent** (10) **Patent No.:** **US D943,945 S**
Cook et al. (45) **Date of Patent:** **** Feb. 22, 2022**

(54) **BICYCLE SHOE**

(71) Applicant: **Specialized Bicycle Components, Inc.**,
Morgan Hill, CA (US)

(72) Inventors: **Robert Arthur Laurence Cook**,
Bayern (DE); **Ashley Gill Sult**, Santa
Clara, CA (US)

(73) Assignee: **Specialized Bicycle Components, Inc.**,
Morgan Hill, CA (US)

(**) Term: **15 Years**

(21) Appl. No.: **29/744,842**

(22) Filed: **Jul. 31, 2020**

(51) **LOC (13) Cl.** **02-04**

(52) **U.S. Cl.**
USPC **D2/972**

(58) **Field of Classification Search**

USPC D2/896, 900, 902, 904, 906-908,
D2/916-924, 925-945, 969, 970-979;
36/1.5, 3 A, 83, 45, 99, 101, 112-116,
36/136

CPC A43B 23/00; A43B 23/02; A43B 23/04;
A43B 23/07; A43B 23/024; A43B
23/0245; A43B 23/025; A43B 23/026;
A43B 23/265; A43B 23/14; A43B 23/16;
A43B 23/24; A43B 23/26; A43B 5/00;
A43B 5/001; A43B 5/002; A43B 5/003;
A43B 5/008; A43B 5/06; A43B 5/08;
A43B 5/10; A43B 5/12; A43B 5/14;
A43B 5/145; A43B 1/00; A43B 1/02;
A43B 1/04; A43B 1/0045; A43B 3/12;
A43B 7/00; A43B 9/00; A43B 9/08;
A43B 9/14; A43B 9/16; A43B 11/00;
A43B 21/00; A43B 21/02; A43B 21/04;
A43B 21/06; A43C 1/00; A43C 1/003;
A43C 1/06; A43C 3/00; A43C 5/00;
A43C 7/00; A43C 11/00

See application file for complete search history.

(56) **References Cited**

U.S. PATENT DOCUMENTS

D274,291 S * 6/1984 Migdow D2/900
D280,862 S * 10/1985 Gamm D2/905
4,845,864 A 7/1989 Corliss

(Continued)

FOREIGN PATENT DOCUMENTS

EP 0895728 B1 4/2002
JP 2018112316 A 7/2018

(Continued)

OTHER PUBLICATIONS

S-Works Ares Road Shoes, Specialized.com, [online], [site visited
Aug. 12, 2021]. <URL: <https://www.specialized.com/us/en/s-works-ares-road-shoes/p/187397?color=300619-187397&searchText=61021-4036>> (Year: 2021).*

(Continued)

Primary Examiner — Jonathan J Han

(74) *Attorney, Agent, or Firm* — Knobbe, Martens, Olson
& Bear, LLP

(57) **CLAIM**

We claim the ornamental design for a bicycle shoe, as shown
and described.

DESCRIPTION

FIG. 1 is a perspective view of a bicycle shoe embodying the
design.

FIG. 2 is a right side view of the design shown in FIG. 1.

FIG. 3 is a left side view of the design shown in FIG. 1.

FIG. 4 is a front view of the design shown in FIG. 1.

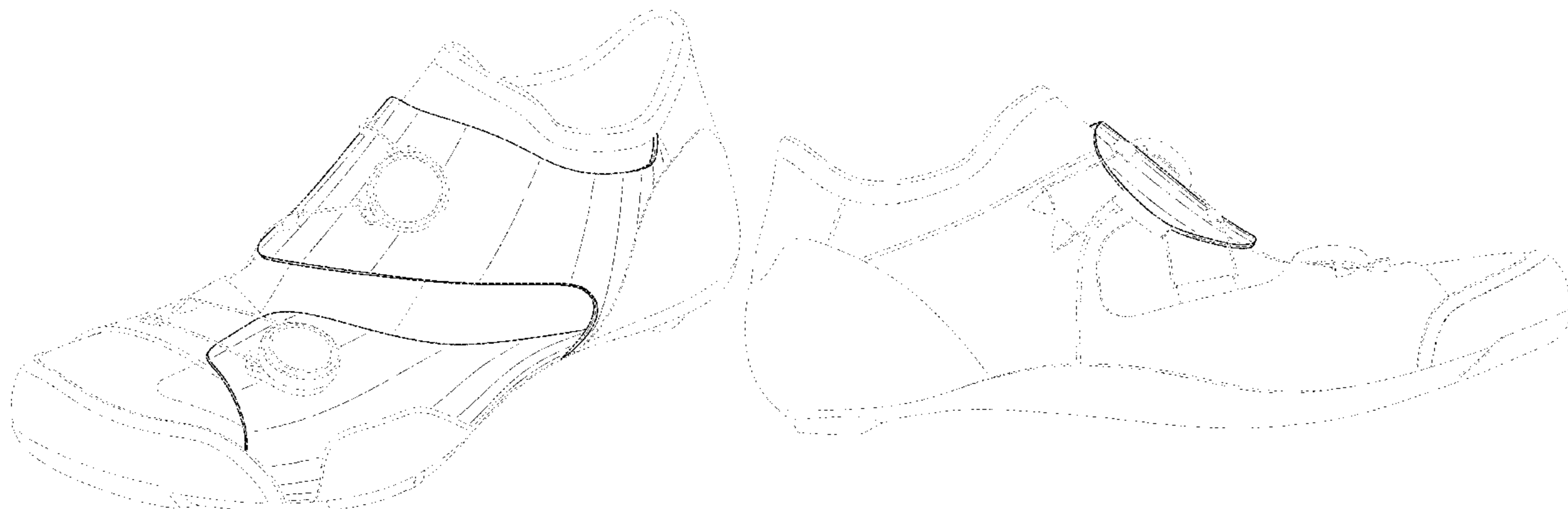
FIG. 5 is a rear view of the design shown in FIG. 1.

FIG. 6 is top view of the design shown in FIG. 1; and,

FIG. 7 is a bottom view of the design shown in FIG. 1.

The portions of the design shown in broken lines form no
part of the claimed design.

1 Claim, 7 Drawing Sheets



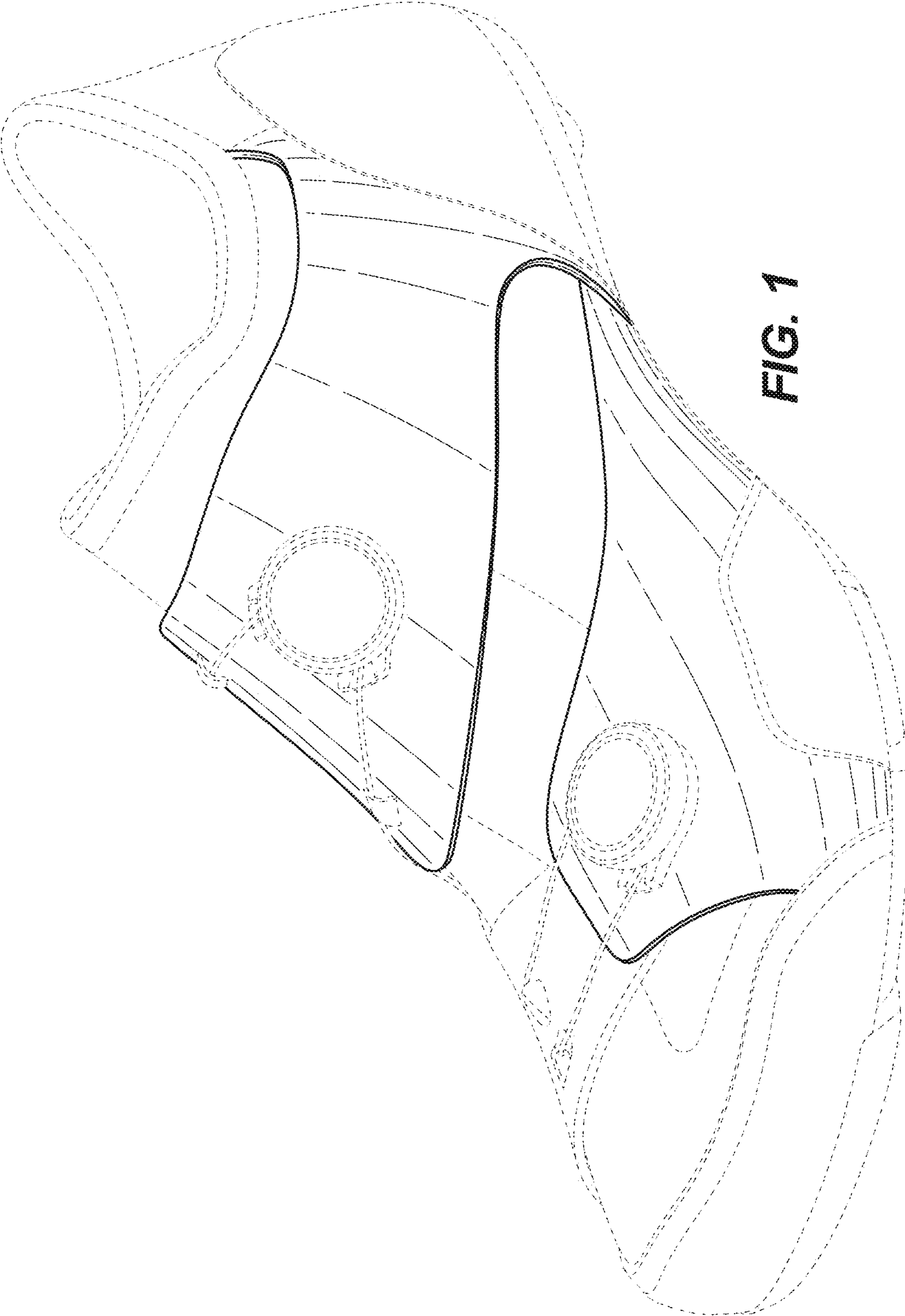


FIG. 1

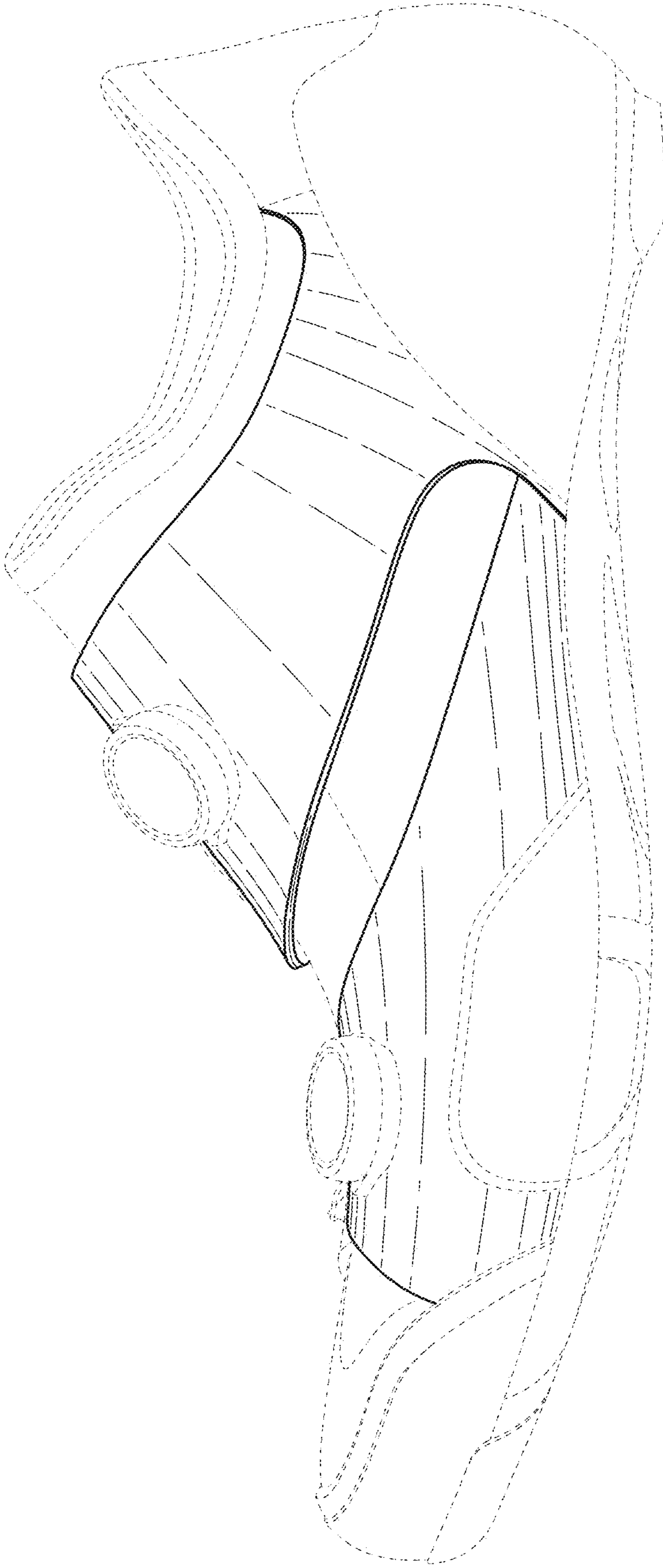


FIG. 2

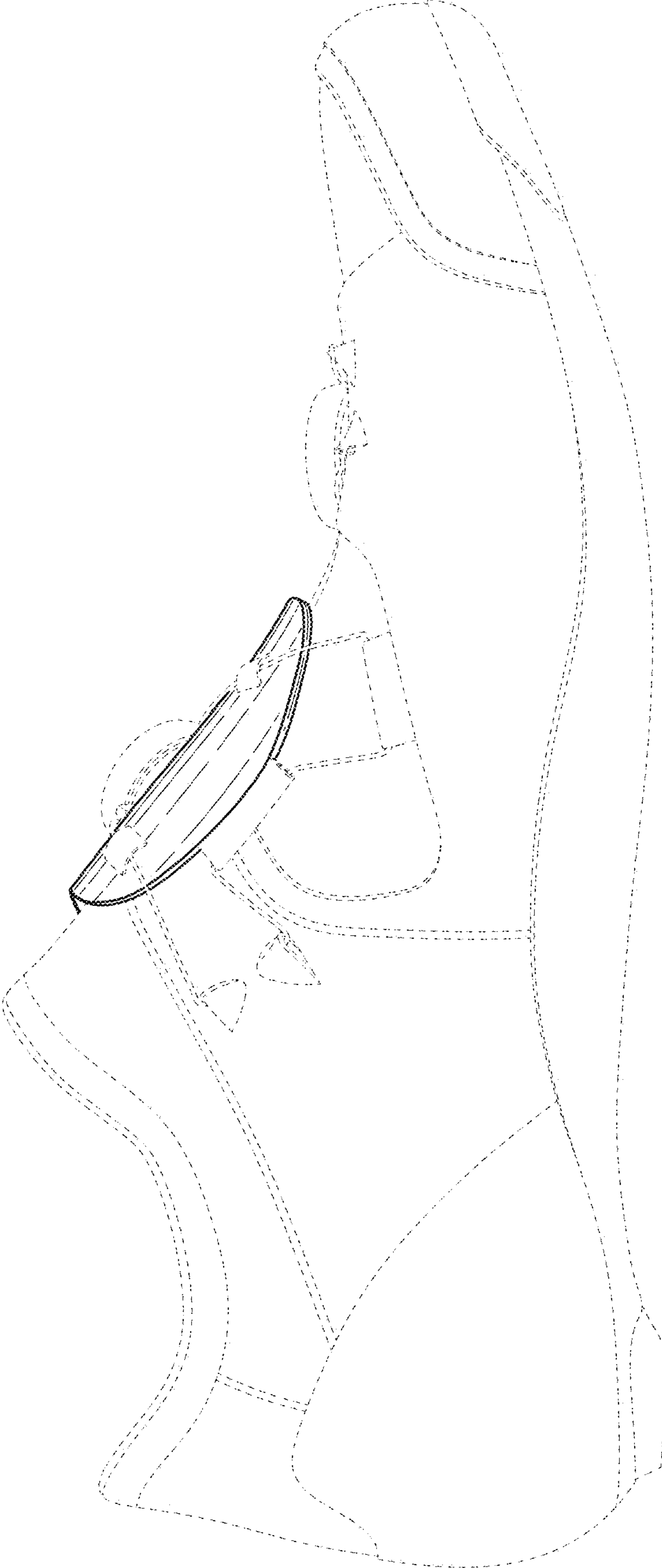


FIG. 3

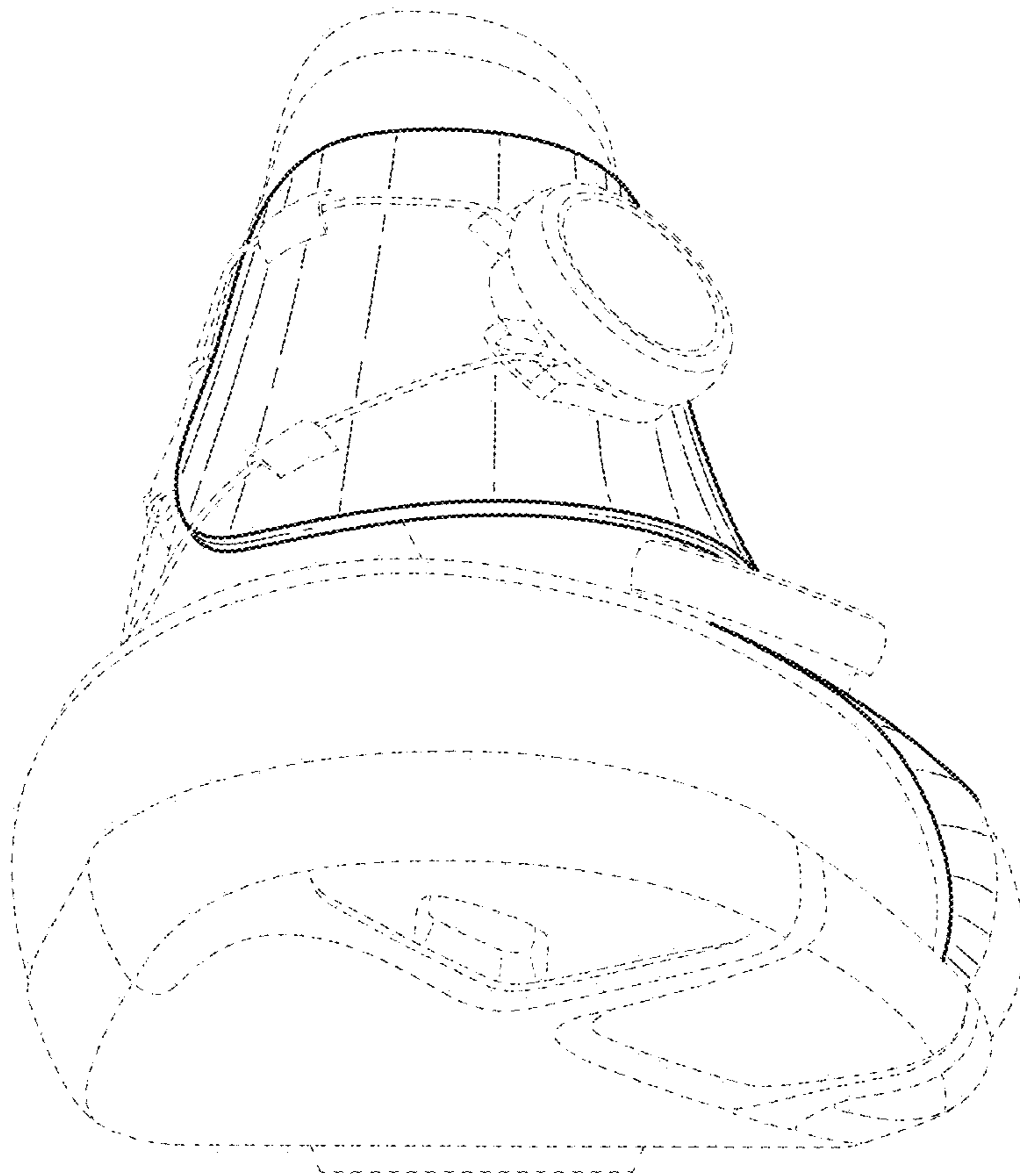


FIG. 4

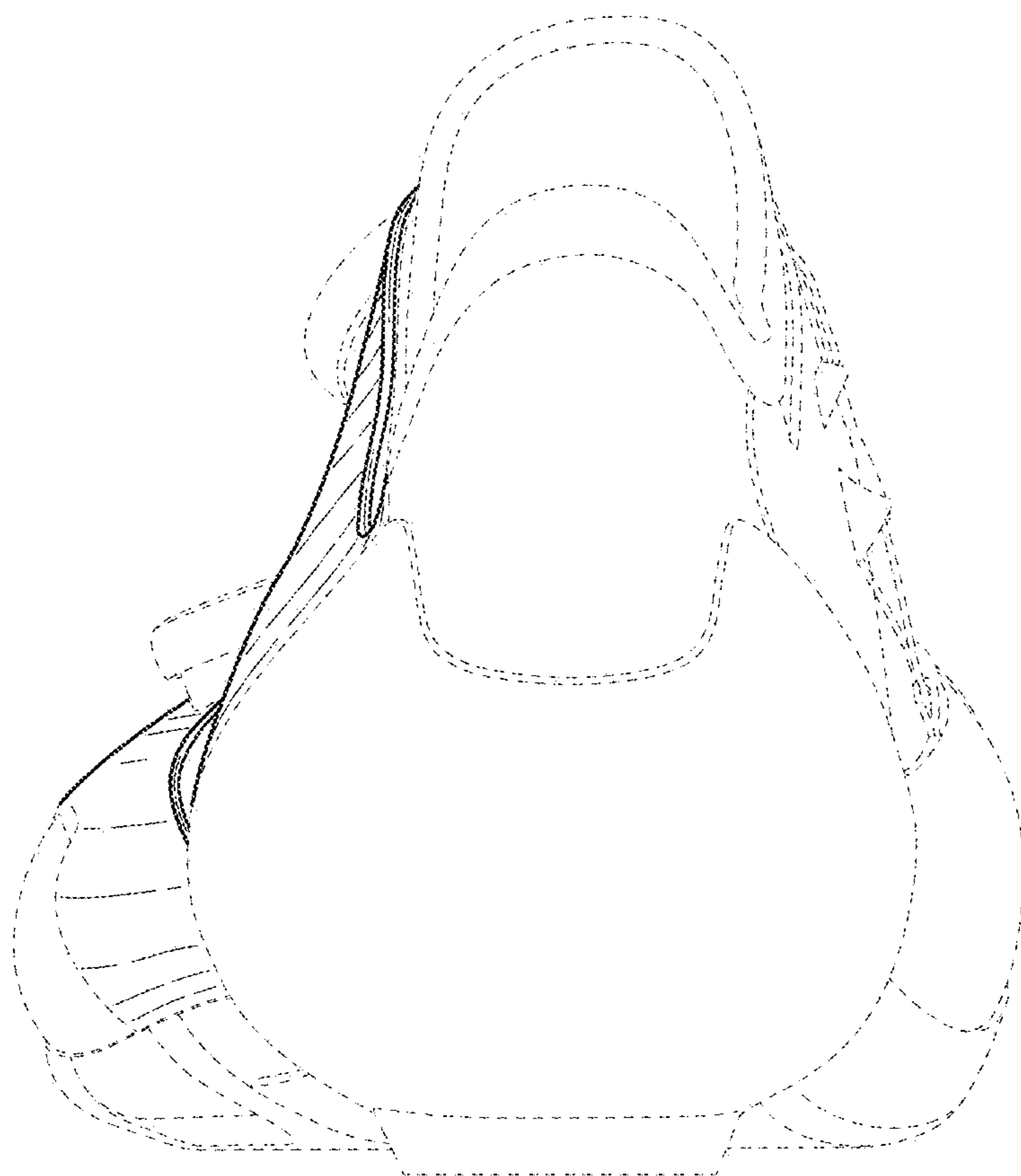


FIG. 5

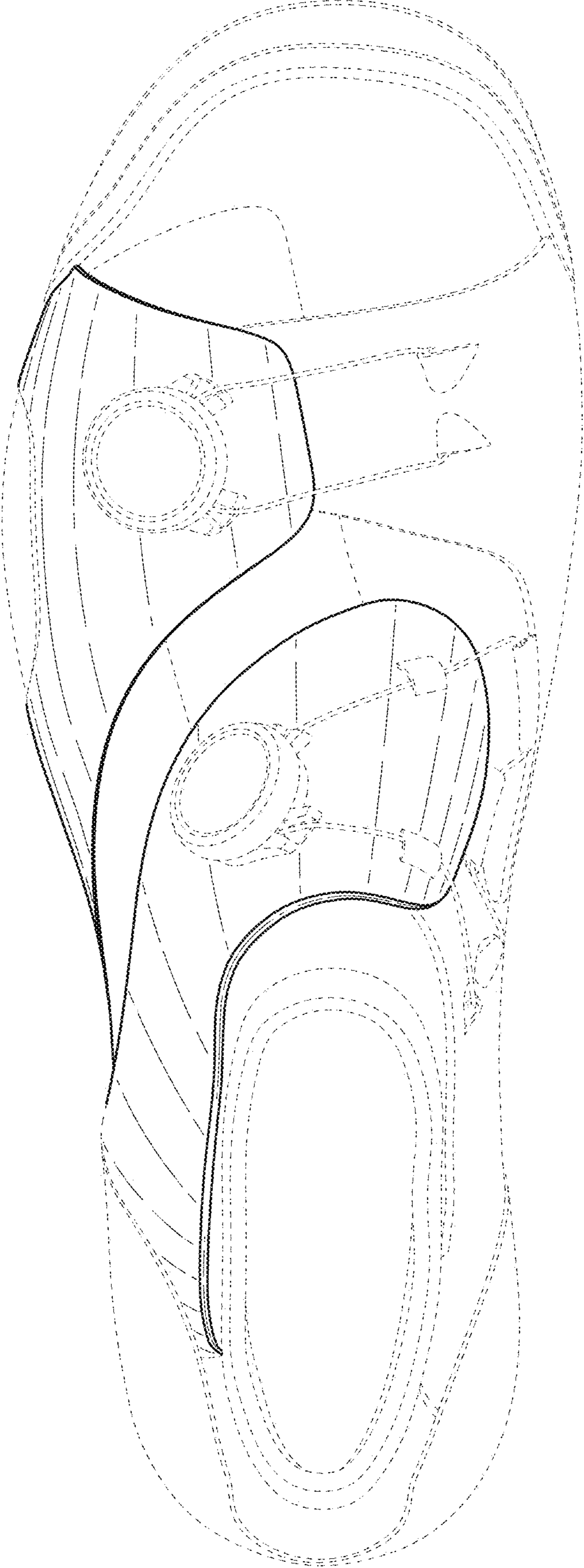


FIG. 6

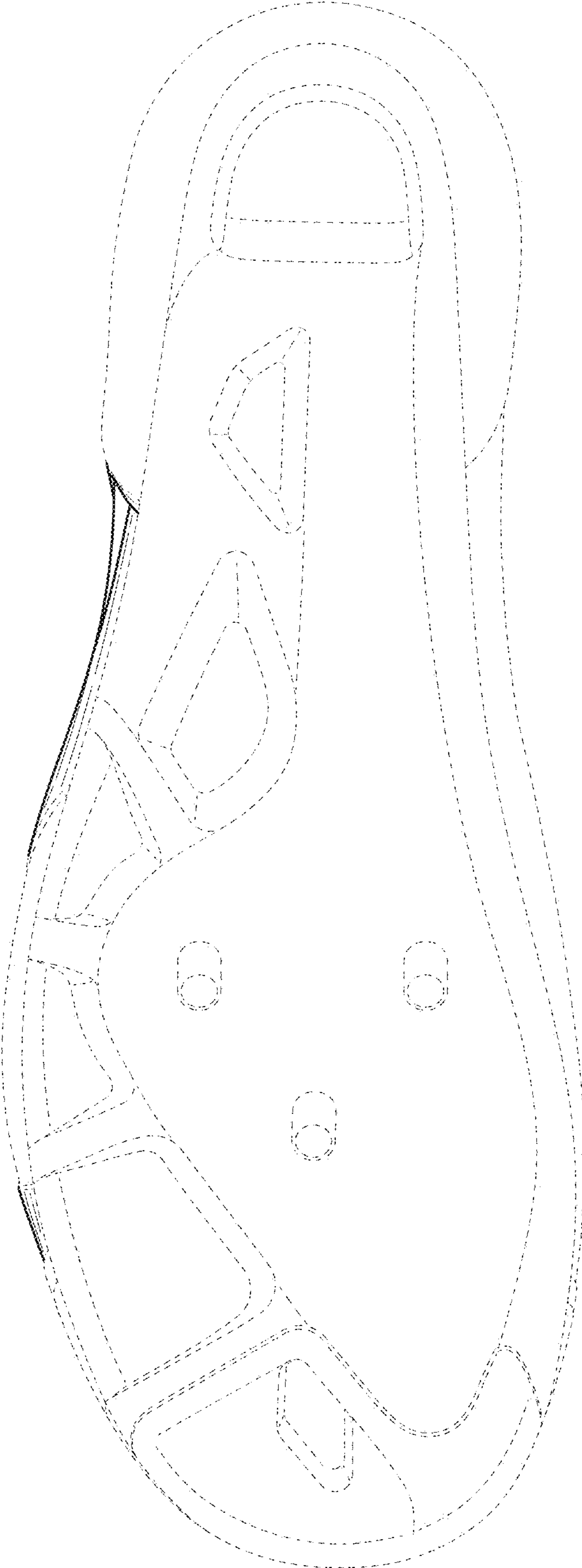


FIG. 7