



US00D943932S

(12) **United States Design Patent**
Winfield

(10) **Patent No.:** **US D943,932 S**

(45) **Date of Patent:** **** Feb. 22, 2022**

(54) **SHOE**

(71) Applicant: **NIKE, Inc.**, Beaverton, OR (US)

(72) Inventor: **Andrew Winfield**, Beaverton, OR (US)

(73) Assignee: **NIKE, Inc.**, Beaverton, OR (US)

(**) Term: **15 Years**

(21) Appl. No.: **29/736,373**

(22) Filed: **May 29, 2020**

(51) **LOC (13) Cl.** **02-04**

(52) **U.S. Cl.**
USPC **D2/972**

(58) **Field of Classification Search**
USPC D2/896, 900, 902, 904, 906–908,
D2/916–924, 925–945, 969, 970–979;
36/1.5, 3 A, 83, 45, 99, 101, 112–116,
36/136
CPC A43B 23/00; A43B 23/02; A43B 23/04;
A43B 23/07; A43B 23/024; A43B
23/0245; A43B 23/025; A43B 23/026;
A43B 23/265; A43B 23/14; A43B 23/16;
A43B 23/24; A43B 23/26; A43B 5/00;
A43B 5/001; A43B 5/002; A43B 5/003;
A43B 5/008; A43B 5/06; A43B 5/08;
A43B 5/10; A43B 5/12; A43B 5/14;
A43B 5/145; A43B 1/00; A43B 1/02;
A43B 1/04; A43B 1/0045; A43B 3/12;
A43B 7/00; A43B 9/00; A43B 9/08;
A43B 9/14; A43B 9/16; A43B 11/00;
A43B 21/00; A43B 21/02; A43B 21/04;
A43B 21/06; A43C 1/00; A43C 1/003;
A43C 1/06; A43C 3/00; A43C 5/00;
A43C 7/00; A43C 11/00

See application file for complete search history.

(56) **References Cited**

U.S. PATENT DOCUMENTS

D336,974 S * 7/1993 Hatfield D2/969
D343,721 S * 2/1994 Van Dyke D2/912

D593,294 S * 6/2009 St-Louis D2/969
D731,162 S * 6/2015 Cin
D776,420 S * 1/2017 Petrie D2/977
D781,563 S * 3/2017 Chang D2/972
D788,439 S * 6/2017 Matthews D2/972
D790,832 S * 7/2017 Fogg D2/972
D790,833 S * 7/2017 DeAlmeida
D804,804 S * 12/2017 Popovic
D806,374 S * 1/2018 Weddle D2/969
D822,978 S * 7/2018 Schenone D2/973

(Continued)

OTHER PUBLICATIONS

Nike Air Huarache, Nike.com, [online], [site visited Jul. 28, 2021].
<URL: <https://www.nike.com/t/air-huarache-mens-shoes-JppwBb/DD1068-101>> (Year: 2021).*

(Continued)

Primary Examiner — Jonathan J Han
(74) *Attorney, Agent, or Firm* — Banner & Witcoff, Ltd.

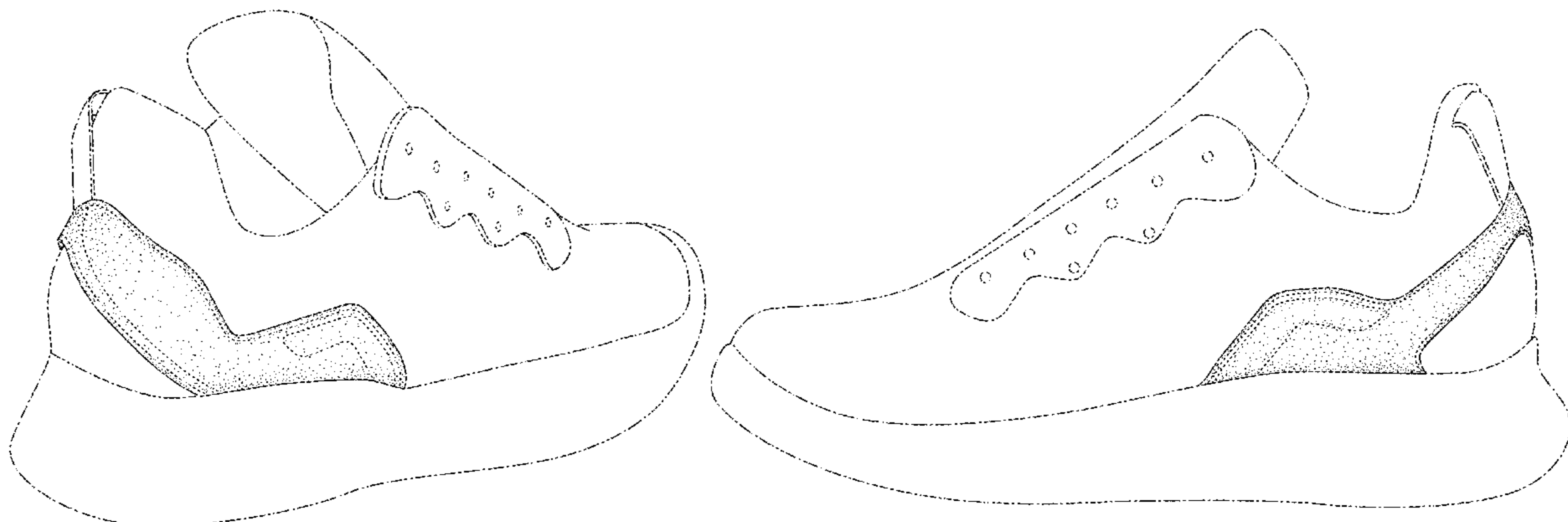
(57) **CLAIM**

The ornamental design for a shoe, as shown and described.

DESCRIPTION

FIG. 1 is a front perspective view of a shoe showing my new design;
FIG. 2 is a side view thereof;
FIG. 3 is a rear perspective view thereof;
FIG. 4 is a rear view thereof;
FIG. 5 is an opposite side rear perspective view thereof;
FIG. 6 is a an opposite side view thereof; and,
FIG. 7 is an opposite side front perspective view thereof.
The even-length broken lines within the shaded area represent stitching that forms no part of the claimed design. The broken lines depicting the remainder of the shoe form no part of the claimed design.

1 Claim, 7 Drawing Sheets



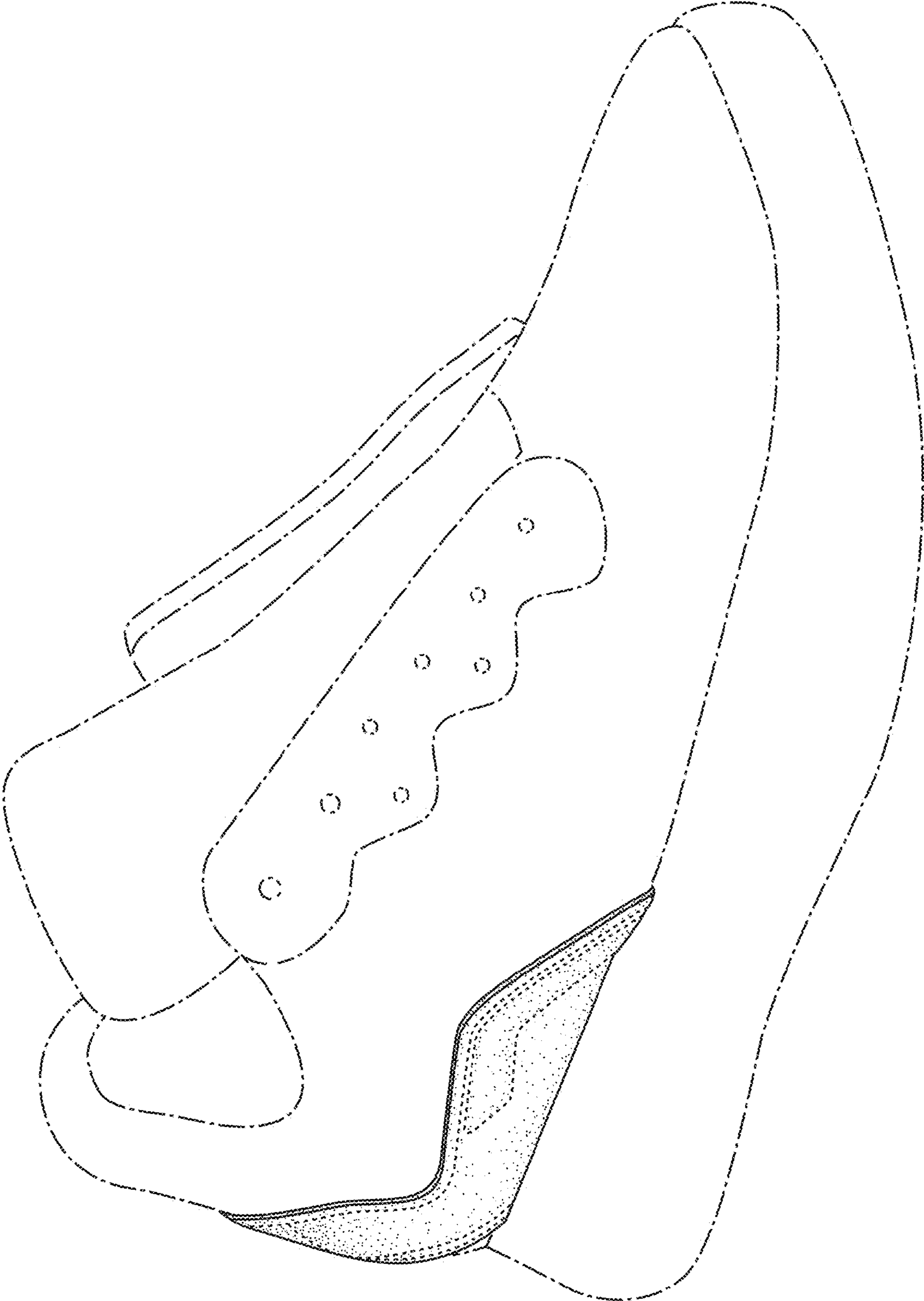


FIG. 1

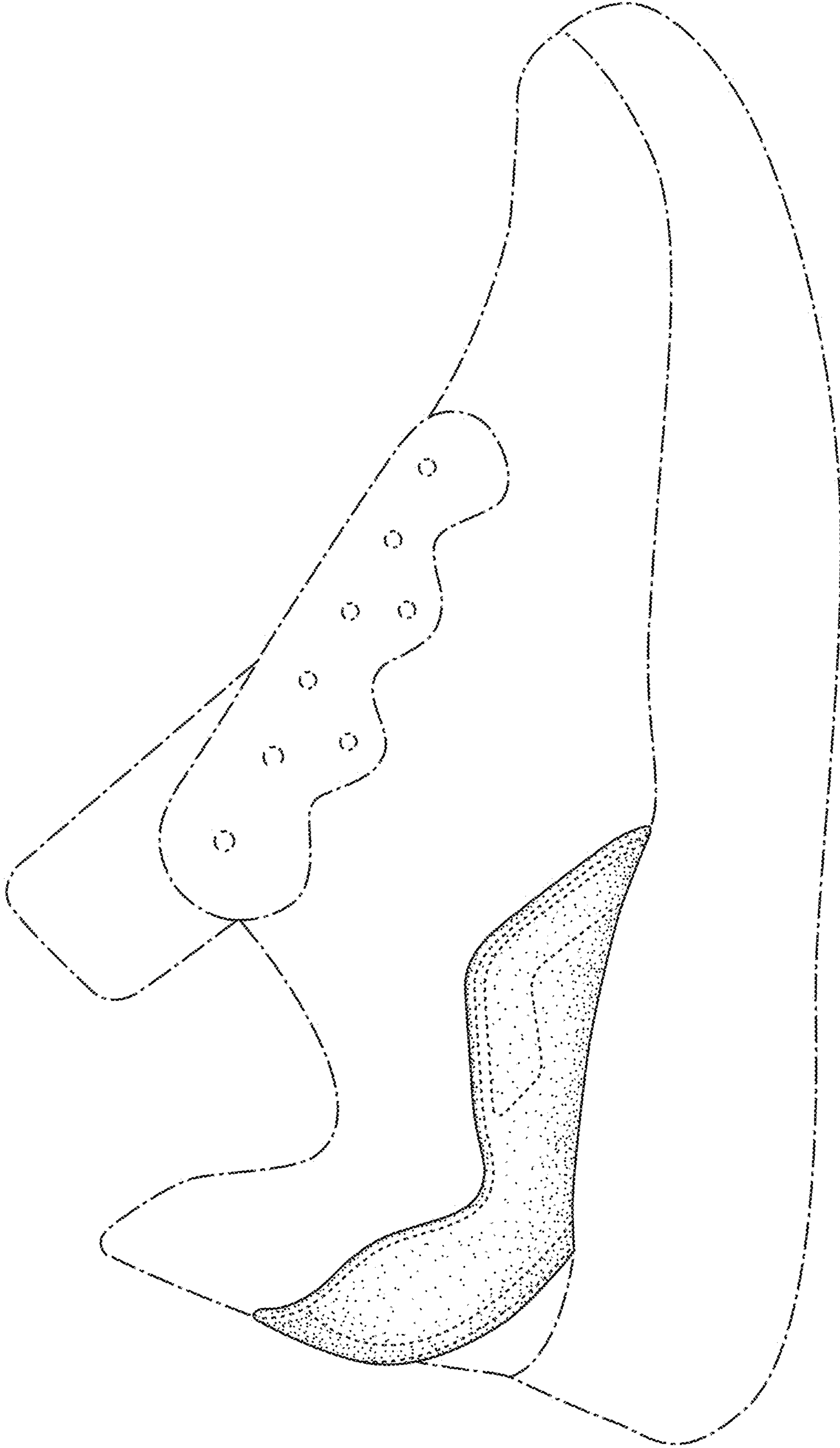


FIG. 2

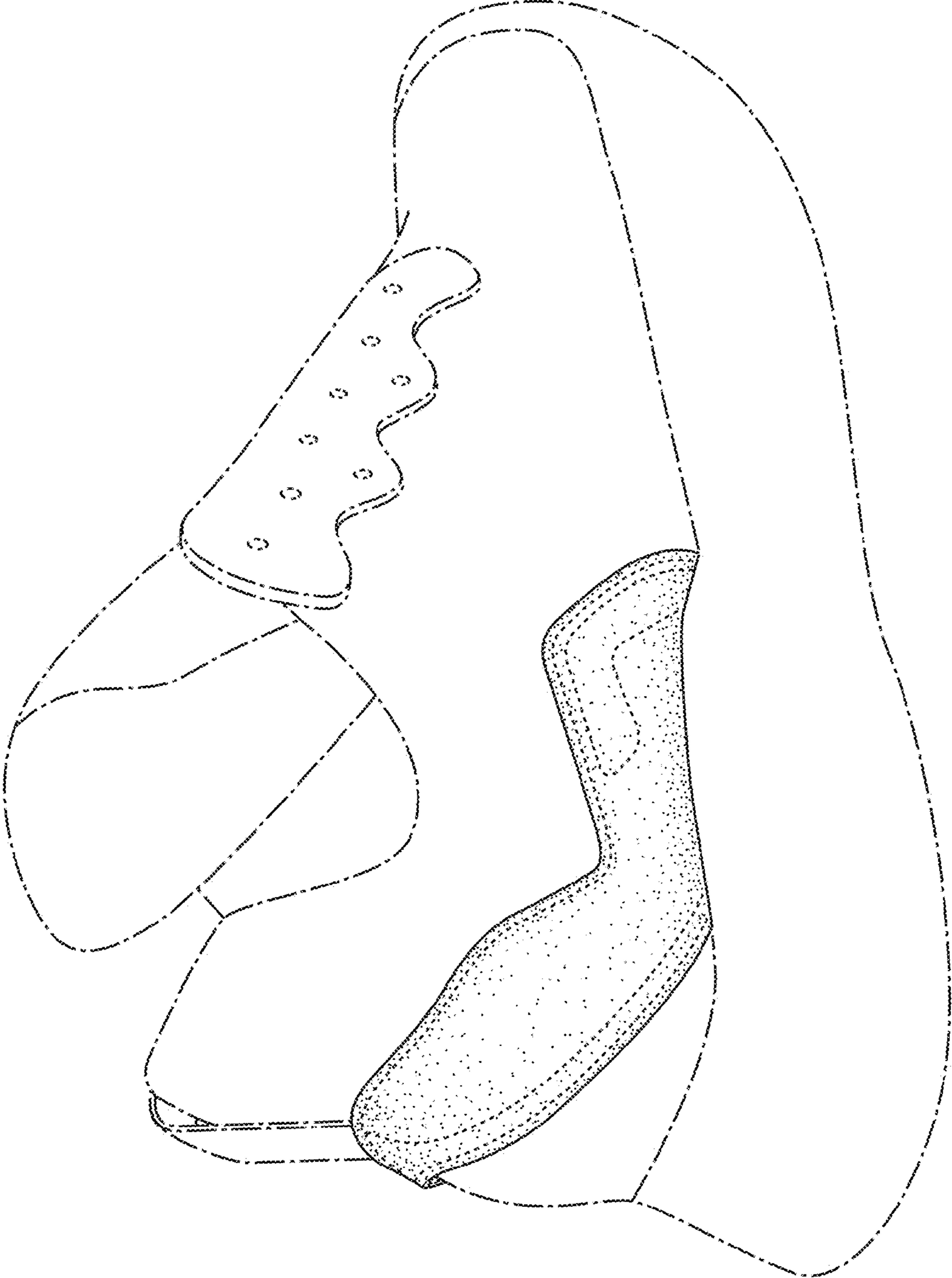


FIG. 3

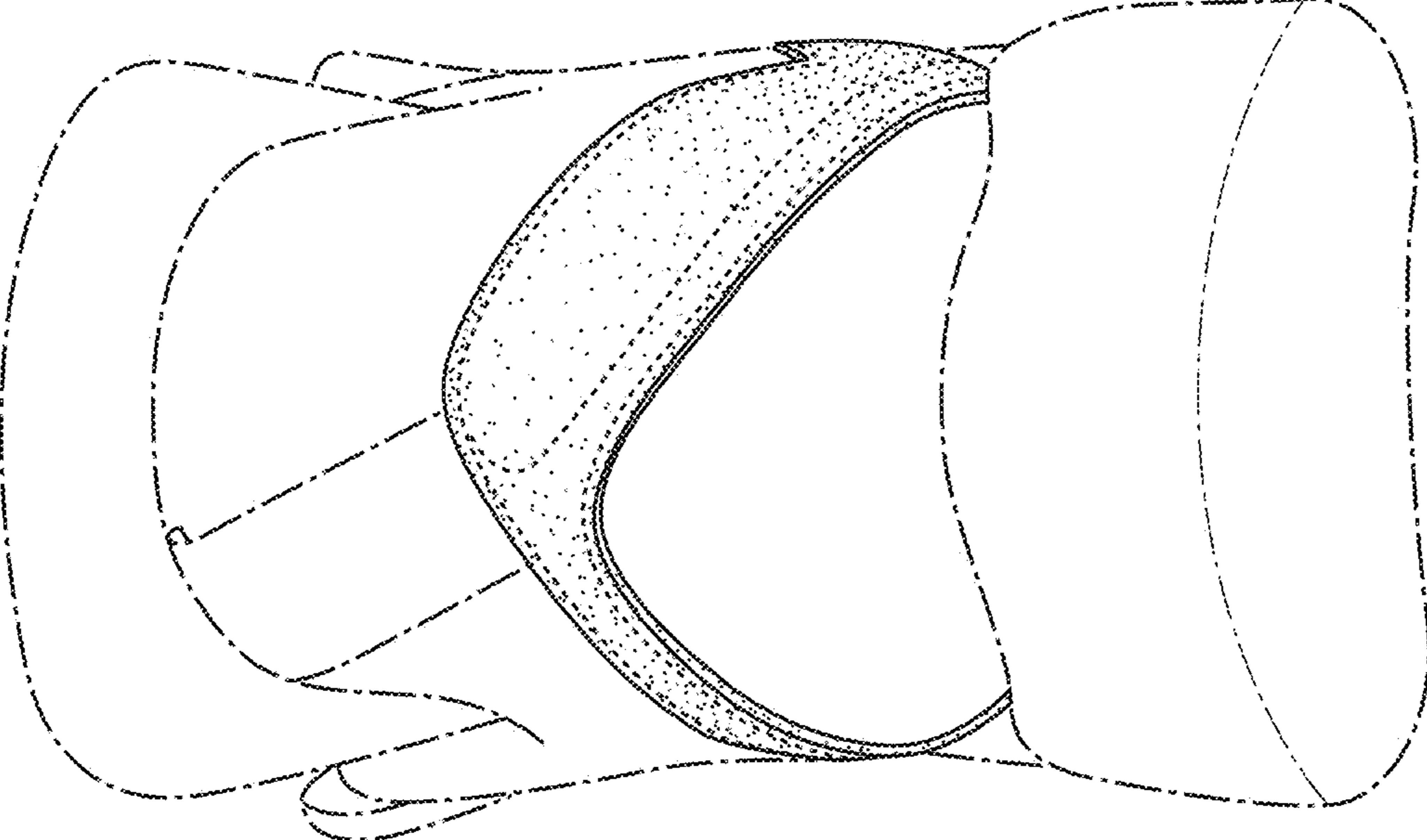


FIG. 4

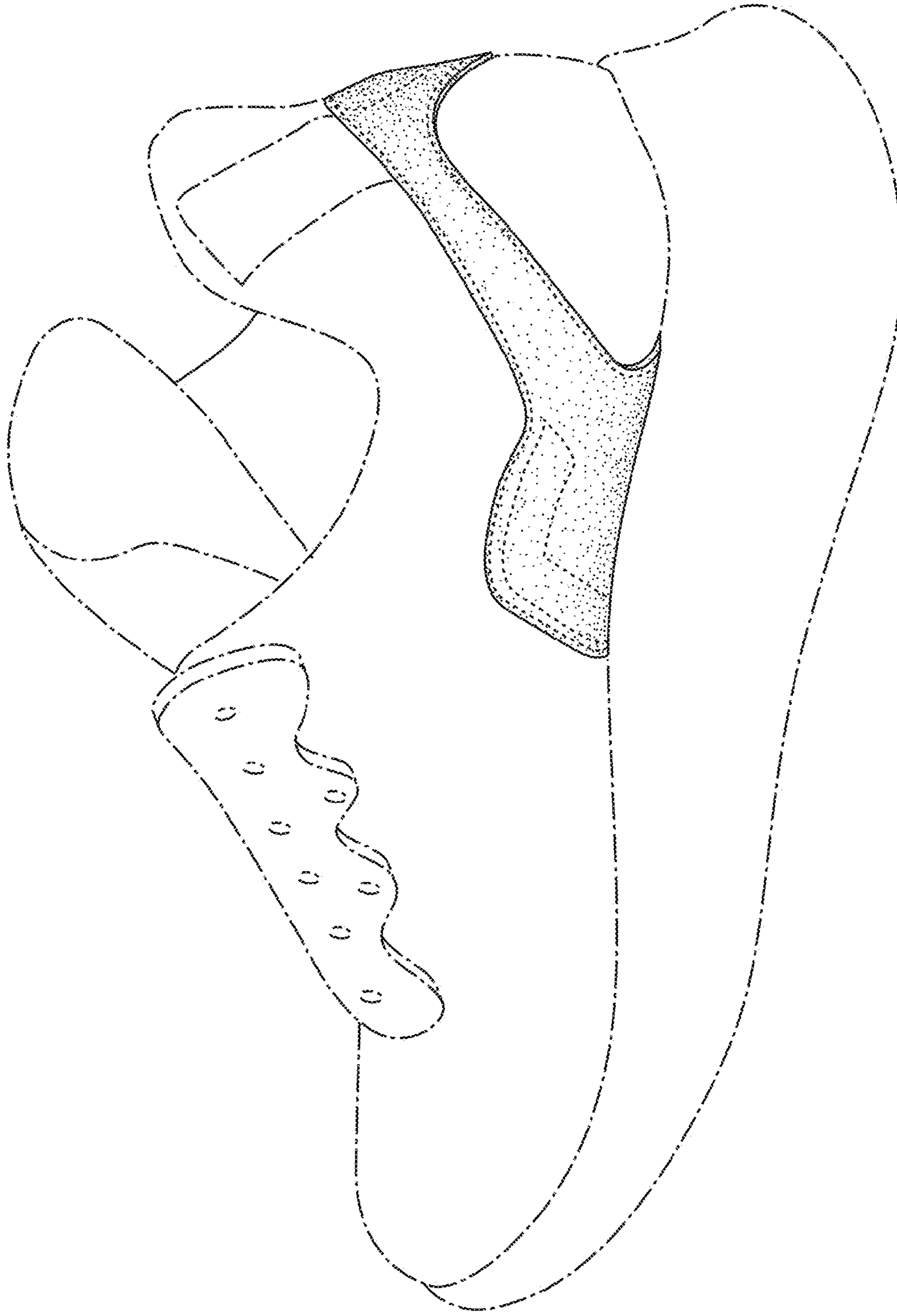


FIG. 5

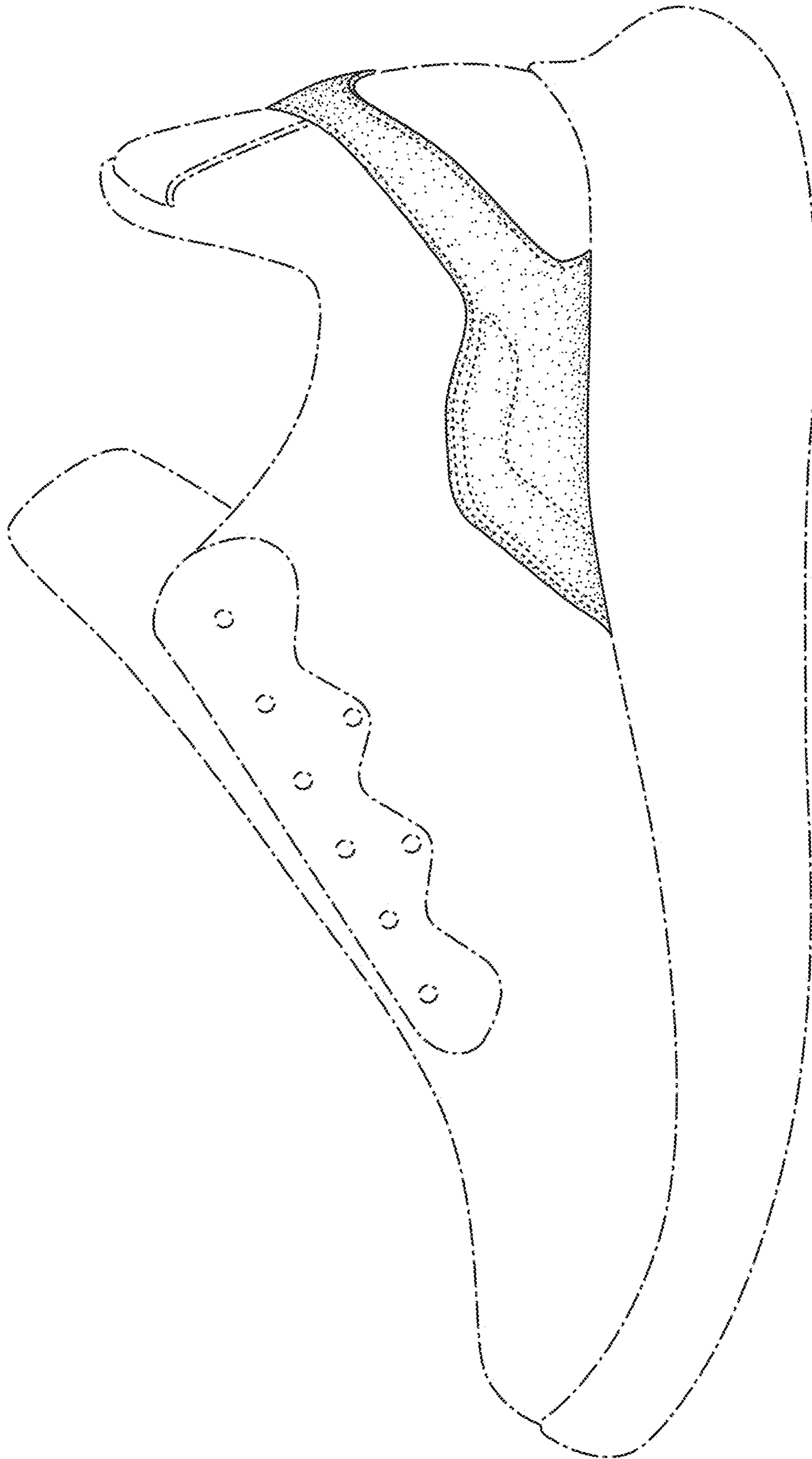


FIG. 6

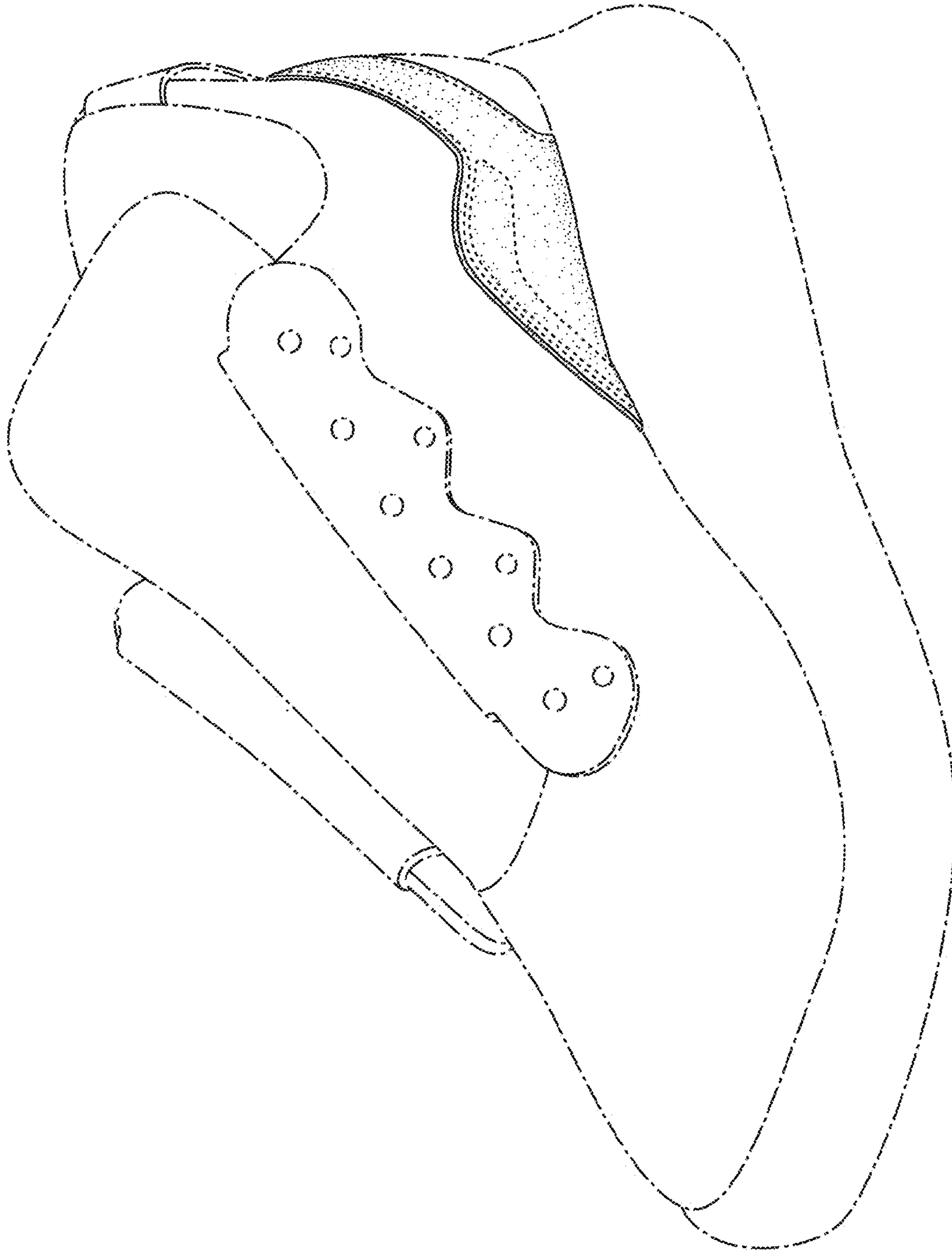


FIG. 7