



US00D943881S

(12) **United States Design Patent** (10) **Patent No.:** **US D943,881 S**  
**Petrie** (45) **Date of Patent:** **\*\* Feb. 22, 2022**

(54) **SHOE**  
(71) Applicant: **NIKE, Inc.**, Beaverton, OR (US)  
(72) Inventor: **Jason G. Petrie**, Portland, OR (US)  
(73) Assignee: **NIKE, Inc.**, Beaverton, OR (US)  
(\*\*) Term: **15 Years**

D790,819 S \* 7/2017 Seamarks ..... D2/947  
D798,556 S \* 10/2017 Sullivan ..... D2/947  
D798,560 S \* 10/2017 Galway ..... D2/953  
D798,564 S \* 10/2017 Sullivan ..... D2/960  
D808,148 S \* 1/2018 Link ..... D2/972  
D809,253 S \* 2/2018 Brunner ..... A43B 13/127  
D2/902  
D812,871 S \* 3/2018 Reyes ..... D2/947  
D814,155 S \* 4/2018 Hernandez ..... D2/947  
(Continued)

(21) Appl. No.: **29/737,320**  
(22) Filed: **Jun. 8, 2020**  
(51) **LOC (13) Cl.** ..... **02-04**  
(52) **U.S. Cl.**  
USPC ..... **D2/947**; D2/960  
(58) **Field of Classification Search**  
USPC ..... D2/902, 906, 908, 916, 918, 925,  
D2/946-962, 977; 36/3 B, 22 R, 24.5,  
36/25 R, 28, 32 R, 34 R, 59 C, 67 A, 103  
CPC ..... A43B 13/00; A43B 13/02; A43B 13/023;  
A43B 13/026; A43B 13/04; A43B 13/08;  
A43B 13/10; A43B 13/12; A43B 13/14;  
A43B 13/141; A43B 13/143; A43B  
13/16; A43B 13/18; A43B 13/181; A43B  
13/187; A43B 13/189; A43B 13/20; A43B  
13/22; A43B 13/223; A43B 13/24; A43B  
13/28; A43B 13/30; A43B 13/32; A43B  
13/34; A43B 13/36  
See application file for complete search history.

FOREIGN PATENT DOCUMENTS

CN 302784719 S 4/2014  
CN 303545959 S 1/2016  
(Continued)

OTHER PUBLICATIONS

“Nike Zoom LBJ Ambassador III—2010 Preview”; Sneaker News; retrieved Jun. 4, 2020; published Mar. 9, 2010; URL: <<https://sneakernews.com/2010/03/19/nike-zoom-lbj-ambassador-iii-2010-preview/>>.  
(Continued)

*Primary Examiner* — T Chase Nelson  
(74) *Attorney, Agent, or Firm* — Banner & Witcoff, Ltd.

(57) **CLAIM**

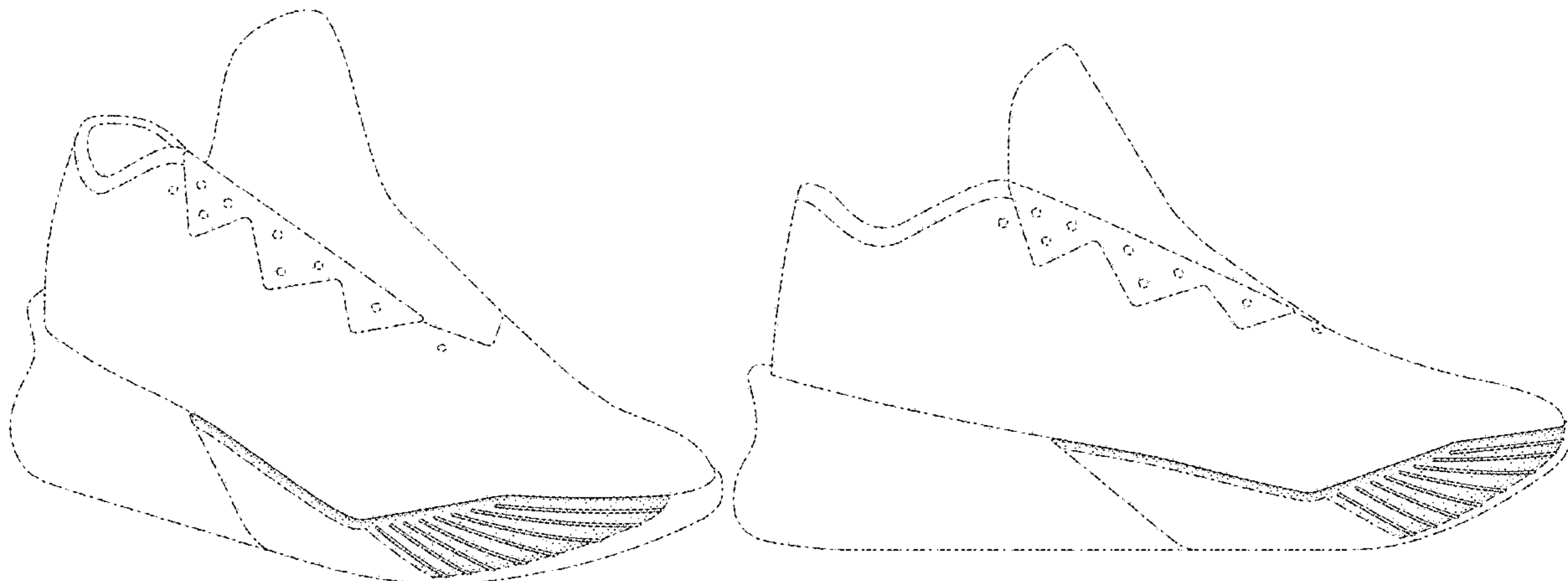
The ornamental design for a shoe, as shown and described.

**DESCRIPTION**

FIG. 1 is a front perspective view of a shoe showing my new design;  
FIG. 2 is a side view thereof; and,  
FIG. 3 is a rear perspective view thereof.  
The broken lines immediately adjacent to the shaded area define the bounds of the claimed design and form no part thereof. The broken lines depicting the remainder of the shoe form no part of the claimed design.

**1 Claim, 3 Drawing Sheets**

(56) **References Cited**  
U.S. PATENT DOCUMENTS  
D411,242 S \* 6/1999 Link ..... D2/947  
D450,174 S \* 11/2001 Scotti ..... D2/898  
D609,452 S \* 2/2010 Smotrycz ..... D2/972  
D619,793 S \* 7/2010 Raysse ..... D2/946  
D636,566 S \* 4/2011 Frantz ..... D2/946  
D644,419 S \* 9/2011 Raysse ..... D2/946  
D717,029 S 11/2014 Young  
D784,667 S 4/2017 Wright  
9,675,130 B2 \* 6/2017 Ueda ..... A43C 1/04





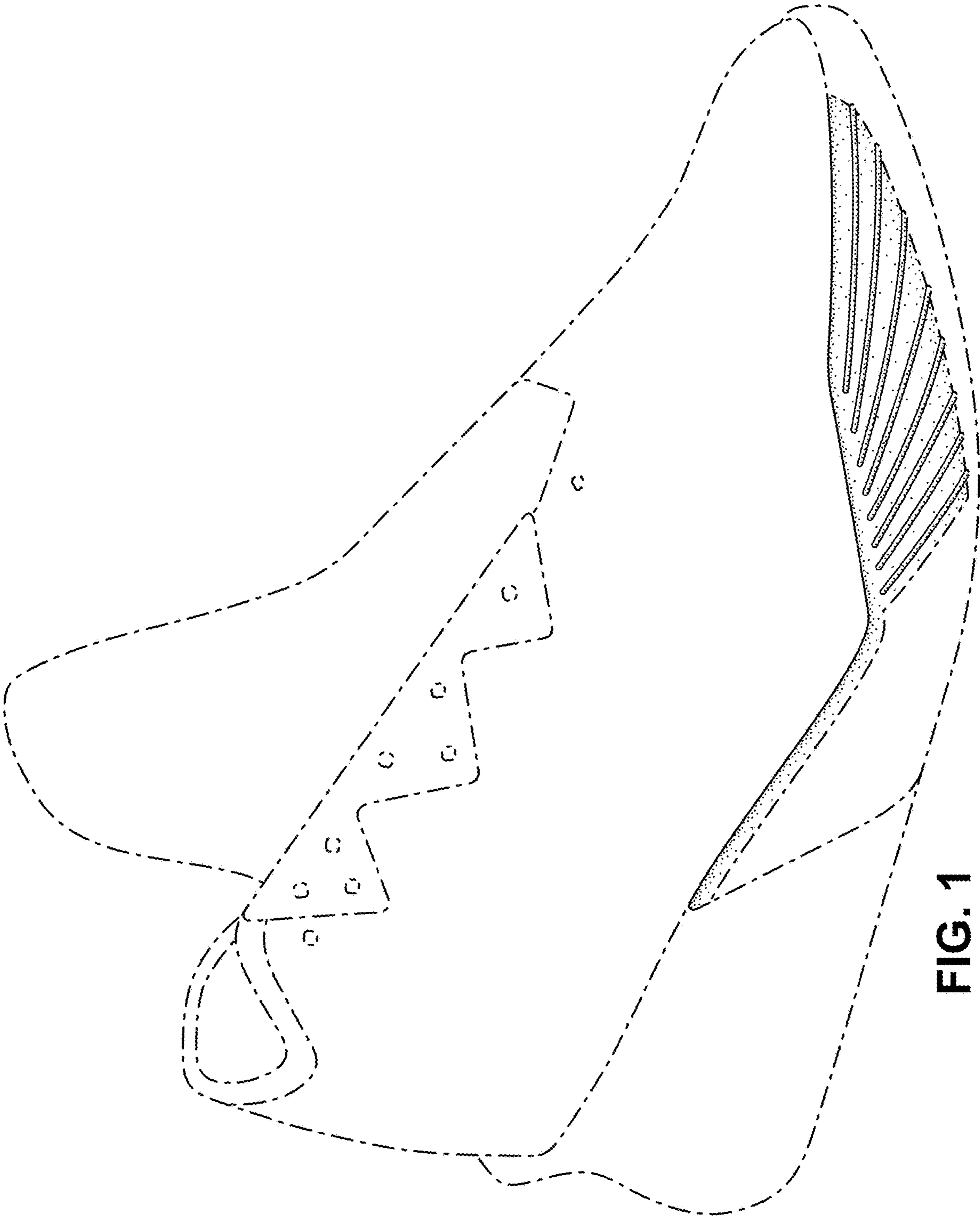


FIG. 1

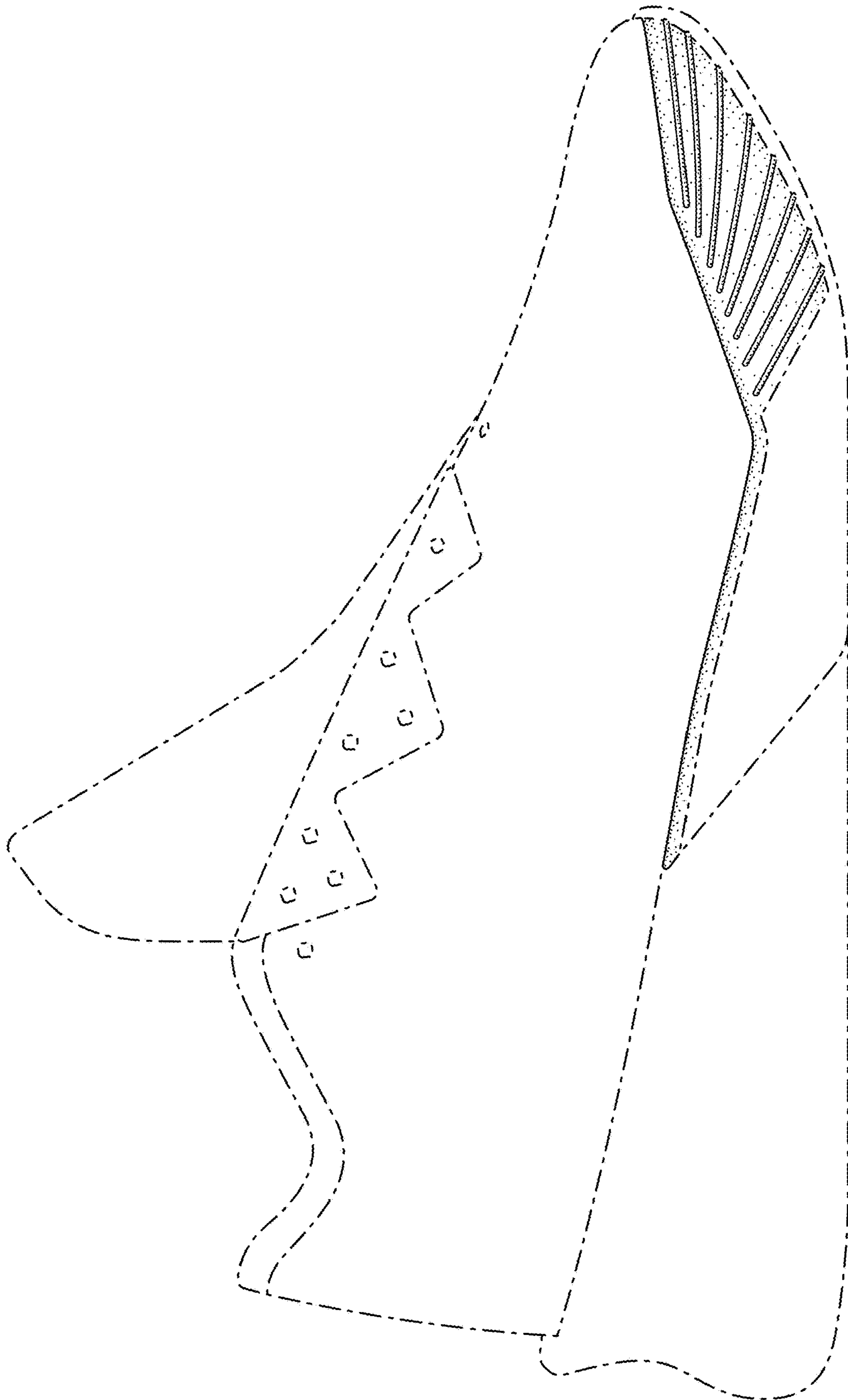


FIG. 2

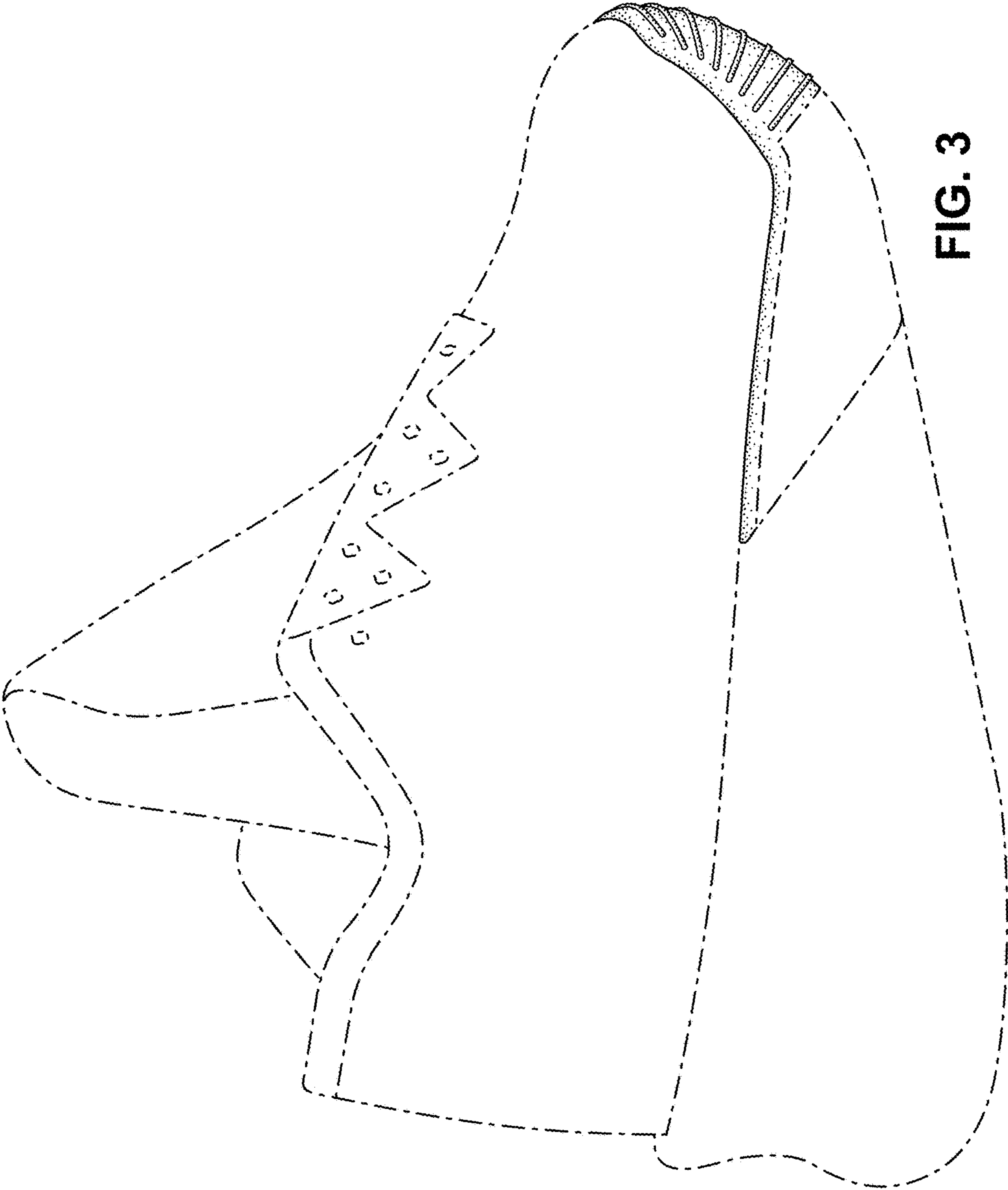


FIG. 3