



US00D943858S

(12) **United States Design Patent** (10) **Patent No.:** **US D943,858 S**
Luse (45) **Date of Patent:** **** Feb. 15, 2022**

(54) **JACK PAD**
(71) Applicant: **Dan Luse**, Bloomfield, IN (US)
(72) Inventor: **Dan Luse**, Bloomfield, IN (US)
(**) Term: **15 Years**
(21) Appl. No.: **29/737,746**
(22) Filed: **Jun. 11, 2020**
(51) **LOC (13) Cl.** **12-05**
(52) **U.S. Cl.**
USPC **D34/31**
(58) **Field of Classification Search**
USPC D34/31; D12/203, 120
CPC D65D 2519/00164; D65D 2519/00174;
B62H 1/00; B62H 1/02; B60D 1/40;
B60D 1/66; B66F 3/30; B66F 3/36; B60S
11/00
See application file for complete search history.

9,340,080 B2 * 5/2016 Garceau B62D 63/08
D779,147 S * 2/2017 Bauernfeind D34/31
D790,796 S * 6/2017 Alanko D34/31
D893,120 S * 8/2020 Delancey D34/31
11,124,398 B2 * 9/2021 Moore B66F 3/36
D937,529 S * 11/2021 Lu D34/31

OTHER PUBLICATIONS

Amazon.com, Nov. 30, 2021, replacementkits.com—Rubber Arm Pads Fits BENWIL & BISHAMON Lift Set of 4—, <https://www.amazon.com/Replacement-Kits-Rubber-BENWIL-BISHAMON/dp/B073FTLQJM> (Year: 2021).*

* cited by examiner

Primary Examiner — Cynthia Ramirez
(74) *Attorney, Agent, or Firm* — Liell & McNeil

(57) **CLAIM**

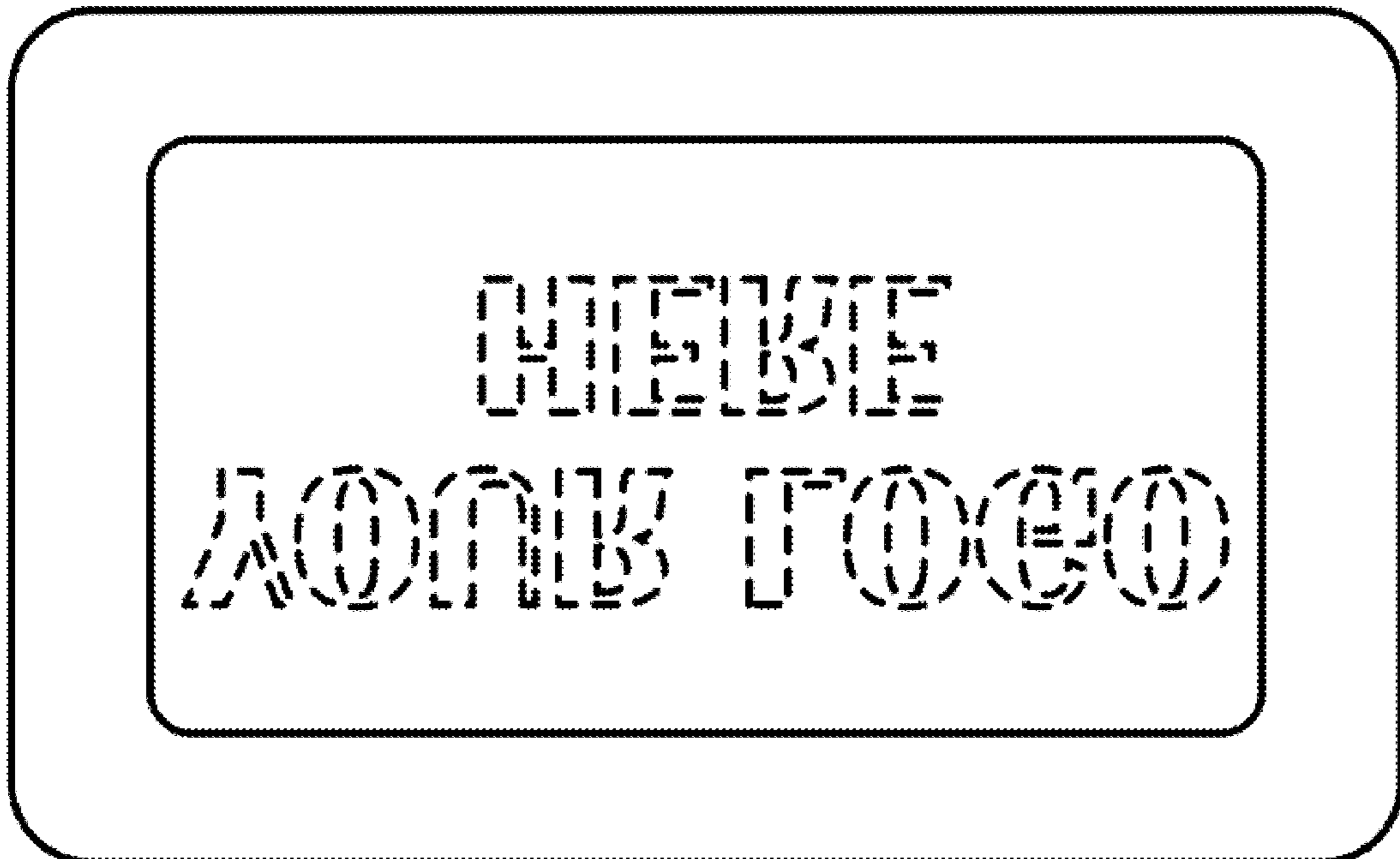
The ornamental design for a jack pad, as shown and described.

DESCRIPTION

FIG. 1 is a bottom view of the jack pad according to the present design;
FIG. 2 is a front view of the jack pad;
FIG. 3 is a top view of the jack pad;
FIG. 4 is a right side view of the jack pad;
FIG. 5 is a top perspective view of the jack pad;
FIG. 6 is a bottom perspective view of the jack pad; and,
FIG. 7 is a perspective view of the jack pad connected to the foot of a jack.
The broken lines in FIGS. 1 and 6 illustrate portions of the jack pad and form no part of the claimed design. The broken lines in FIG. 7 show context for the jack pad and form no part of the claimed design.

(56) **References Cited**
U.S. PATENT DOCUMENTS
4,146,250 A * 3/1979 DenHerder B60S 9/06
248/252
4,474,387 A * 10/1984 Maranell B62H 1/00
248/188.9
D282,241 S * 1/1986 Sauber D8/373
D304,575 S * 11/1989 Batzel D34/31
D530,649 S * 10/2006 Hoskins D12/120
D577,648 S * 9/2008 Shaw D12/203
D610,773 S * 2/2010 Stanton D34/35
D639,013 S * 5/2011 Ahrenholtz D34/31
D668,423 S * 10/2012 Brockington D34/31
D727,587 S * 4/2015 Reeves D34/31
D737,732 S * 9/2015 Stockett D12/120
9,211,926 B1 * 12/2015 Blaeser B62H 1/02

1 Claim, 1 Drawing Sheet






FIG. 7

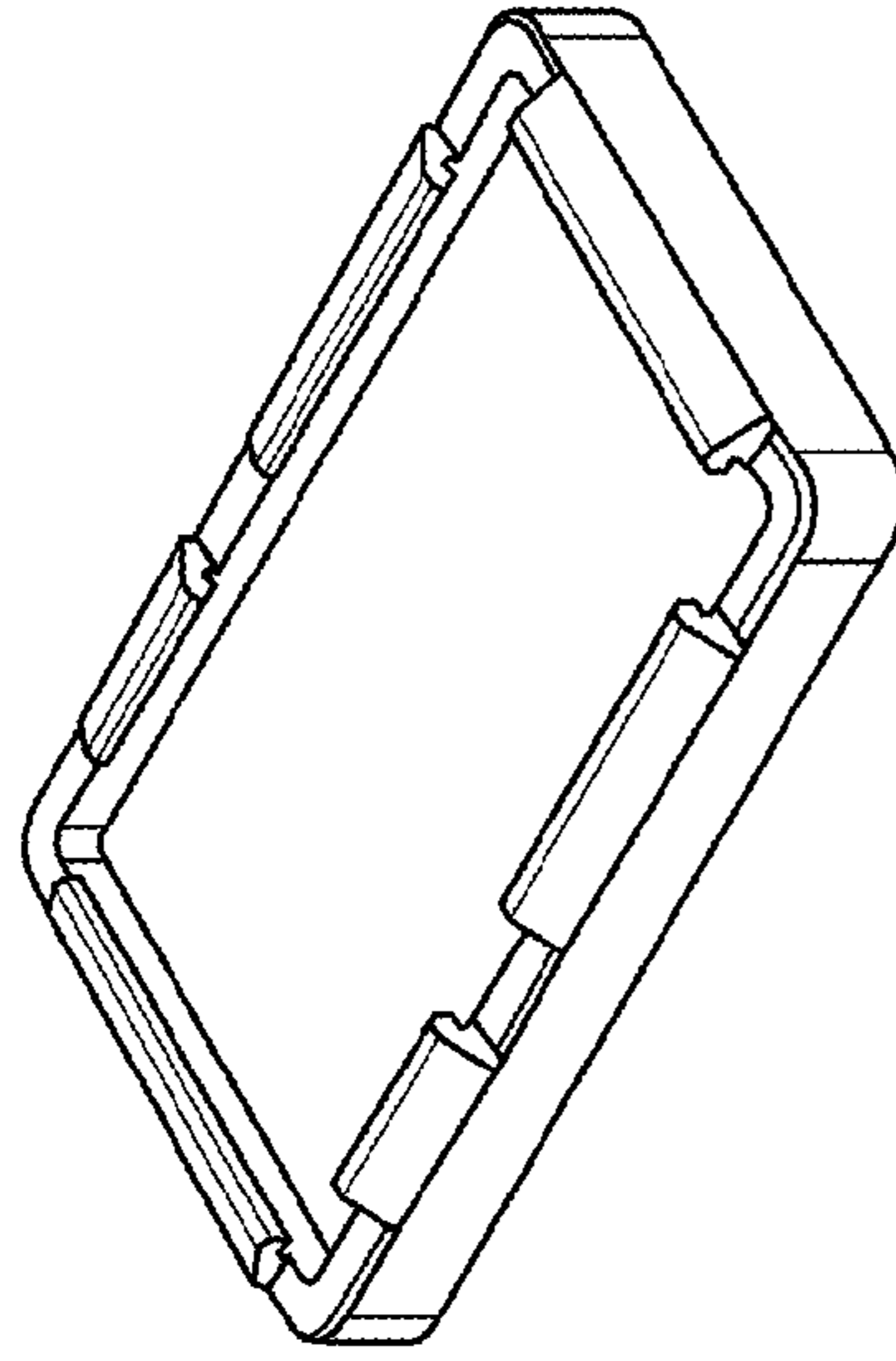


FIG. 5




FIG. 4

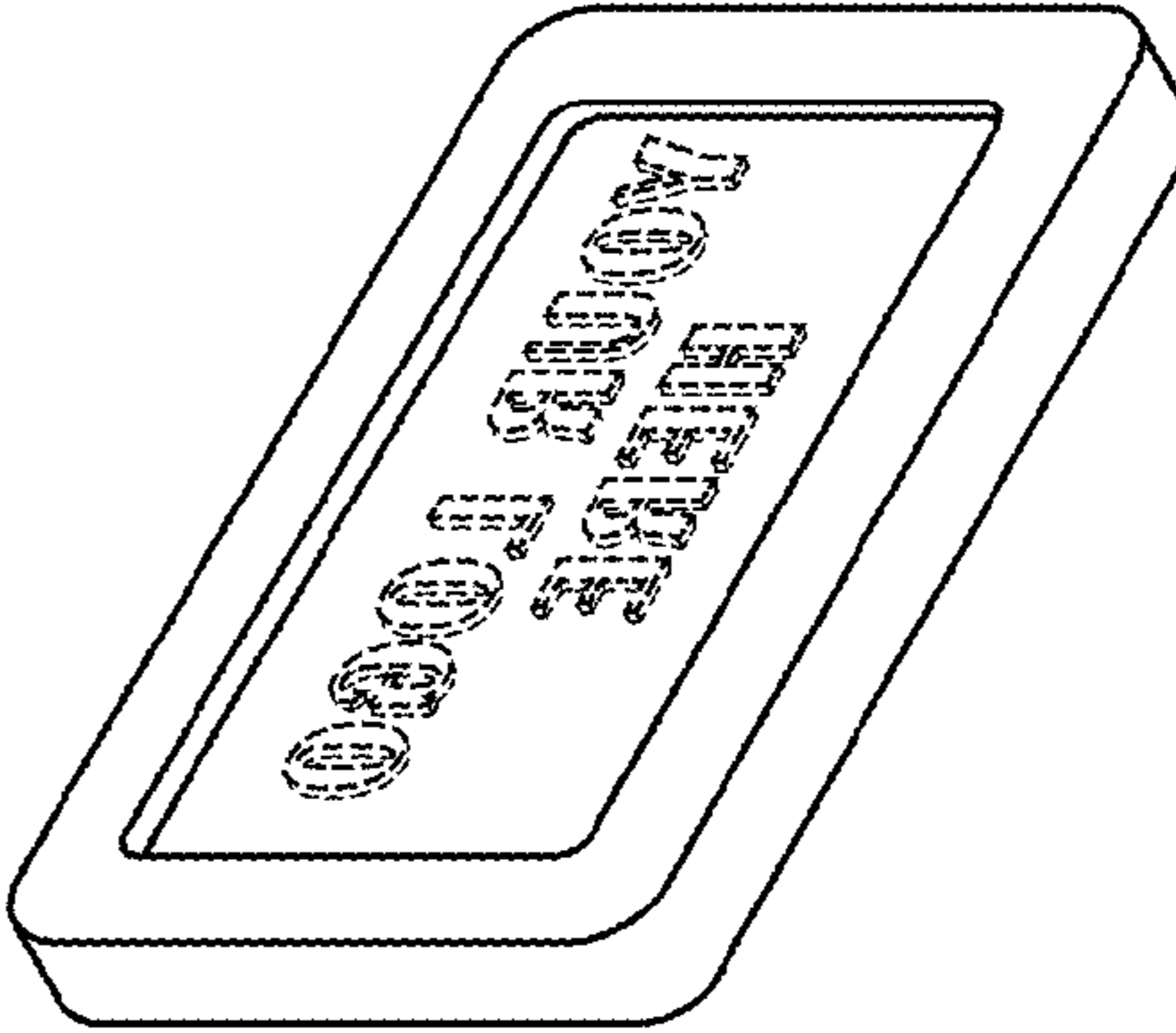


FIG. 6

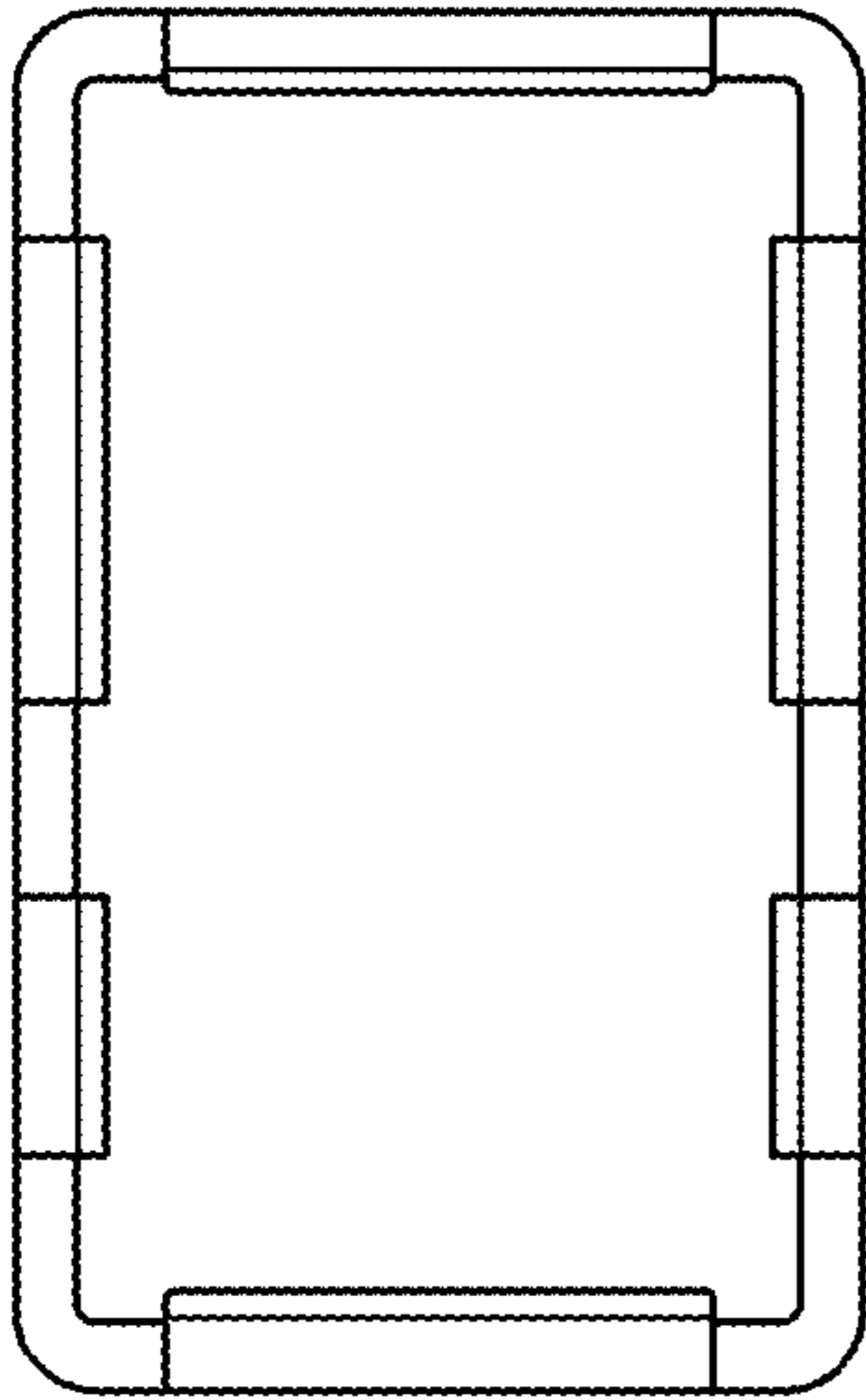


FIG. 3




FIG. 2

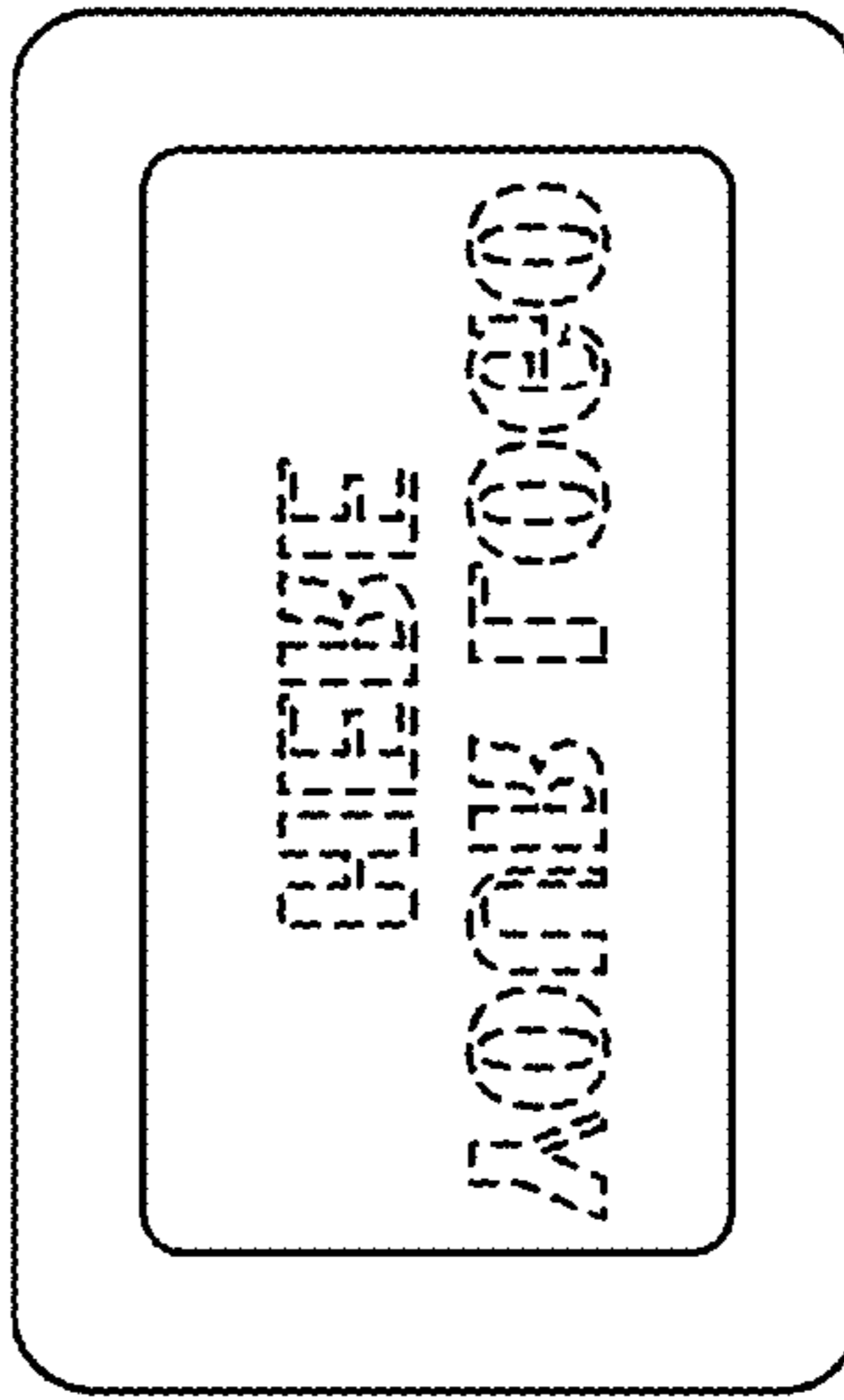


FIG. 1