



US00D943855S

(12) **United States Design Patent**
Park et al.

(10) **Patent No.:** **US D943,855 S**
(45) **Date of Patent:** **** Feb. 15, 2022**

(54) **HANGER FOR IRONING BOARD**

FOREIGN PATENT DOCUMENTS

(71) Applicant: **LG ELECTRONICS INC.**, Seoul (KR)

CN 306072063 * 9/2020
CN 306722423 * 7/2021
WO D206923-001 * 8/2021

(72) Inventors: **Kyutae Park**, Seoul (KR); **Jaeil Bae**, Seoul (KR); **Kyungah Lee**, Seoul (KR); **Hoil Jeon**, Seoul (KR); **Youngsoo Ha**, Seoul (KR)

OTHER PUBLICATIONS

(73) Assignee: **LG ELECTRONICS INC.**, Seoul (KR)

Homz Over the Door Replacement Pad, available in Amazon.com, date first available Aug. 3, 2011 [online], [site visited Nov. 2, 2021], Available from the internet URL: https://www.amazon.ca/Homz-Door-Replacement-inches-Print/dp/B000HKKY2C/ref=pd_bxgy_img_2/131-5928596-9417032? (Year: 2011).*

(**) Term: **15 Years**

Household Essentials Over The Door Small Ironing Board with Iron Holder, available in Amazon.com, date first available Jul. 23, 2014 [online], [site visited Nov. 2, 2021], Available from the internet URL: https://www.amazon.ca/Household-Essentials-144222-Ironing-Natural/dp/B00BZH4PFS/ref=sr_1_9? (Year: 2014).*

(21) Appl. No.: **29/724,794**

(22) Filed: **Feb. 19, 2020**

(Continued)

(30) **Foreign Application Priority Data**

Aug. 20, 2019 (KR) 30-2019-0039781

Primary Examiner — Dana K Weiland

(51) **LOC (13) Cl.** **07-05**

Assistant Examiner — Jennylou M Binas

(52) **U.S. Cl.**
USPC **D32/66**

(74) *Attorney, Agent, or Firm* — Birch, Stewart, Kolasch & Birch, LLP

(58) **Field of Classification Search**
USPC D32/9, 35, 60, 65, 66, 73; D21/526; D6/320, 368, 552, 566, 567, 572, 675, D6/681, 691.6; D8/370, 373
CPC A47B 39/06; D06F 81/00; D06F 81/003; D06F 81/006; D06F 81/02; D06F 81/04; D06F 81/06; D06F 81/08; D06F 81/12; D06F 83/00; Y10S 38/02; Y10S 38/03; Y10T 292/305

(57) **CLAIM**

We claim the ornamental design for a hanger for ironing board, as shown and described.

See application file for complete search history.

DESCRIPTION

FIG. 1 is a perspective view of a hanger for ironing board showing the new design;
FIG. 2 is a front elevation view thereof;
FIG. 3 is a rear elevation view thereof;
FIG. 4 is a left-side elevation view thereof;
FIG. 5 is a right-side elevation view thereof;
FIG. 6 is a top plan view thereof;
FIG. 7 is a bottom plan view thereof; and,
FIG. 8 is a perspective view showing a state of use thereof. The broken line showing of the ironing board in FIG. 8 is for the purpose of illustrating environmental structure and forms no part of the claimed design.

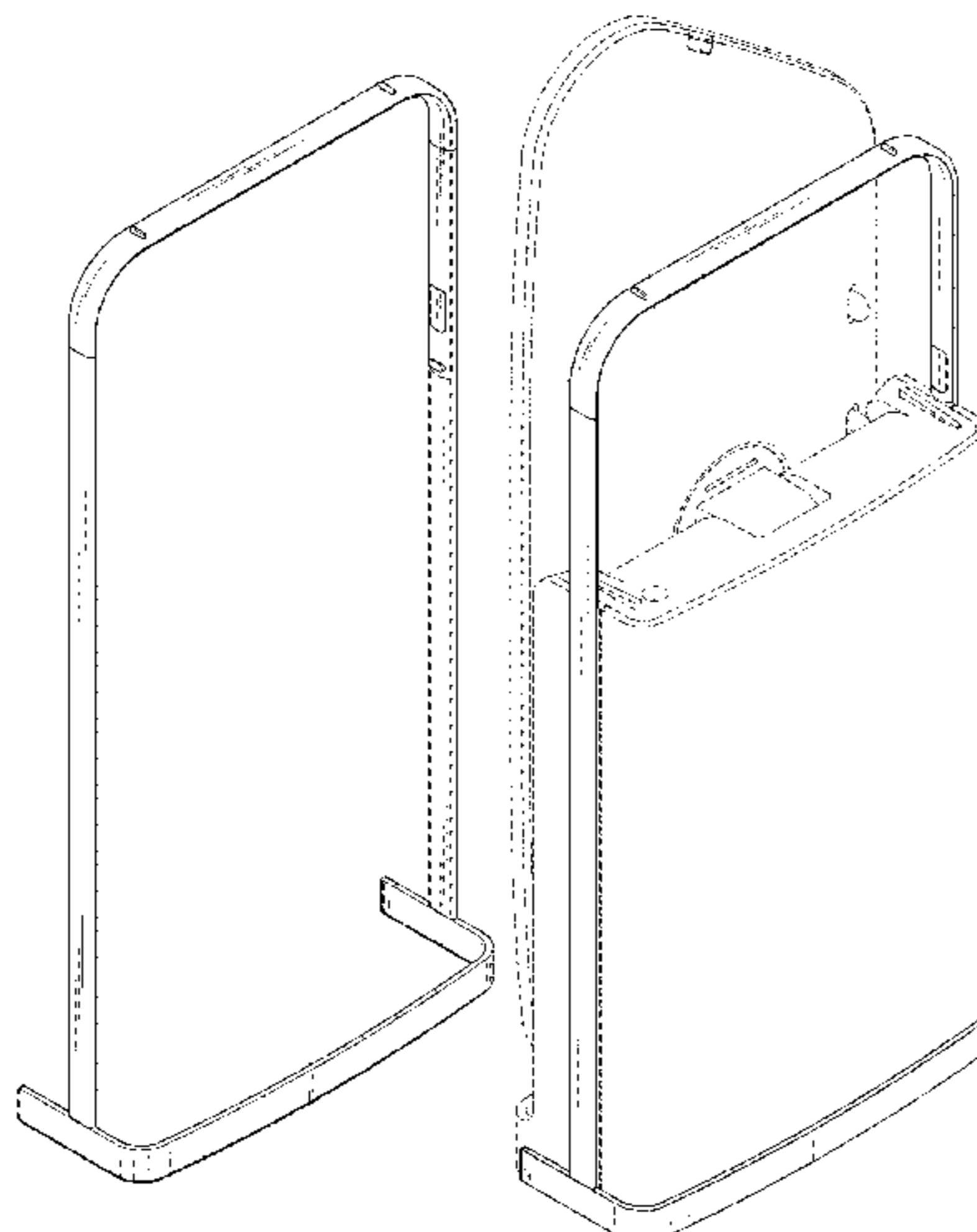
(56) **References Cited**

U.S. PATENT DOCUMENTS

D60,017 S * 12/1921 Febrey D6/681
D217,344 S * 4/1970 Lindfors D6/368
D276,390 S * 11/1984 Karlsson D6/320
D362,324 S * 9/1995 Lorenzana D32/66
D368,185 S * 3/1996 Sawyer D34/5

(Continued)

1 Claim, 8 Drawing Sheets



(56)

References Cited

U.S. PATENT DOCUMENTS

D388,968	S	*	1/1998	de Visser	D6/368
D459,044	S	*	6/2002	Felsenthal	D32/66
D547,960	S	*	8/2007	Nelson, Sr.	D6/368
D622,086	S	*	8/2010	Leung	D6/552
D666,017	S	*	8/2012	Freitas Mayer	D6/368
D790,892	S	*	7/2017	Chung	D6/681
D814,132	S	*	3/2018	Felsenthal	D32/66
D827,342	S	*	9/2018	Stukenberg	D6/681
D889,171	S	*	7/2020	Cao	D6/681.2
D895,331	S	*	9/2020	Felsenthal	D6/678.4
D901,952	S	*	11/2020	Tuang	D6/681

OTHER PUBLICATIONS

Top 7 Best Clothes Steamers, announced in YouTube on Jul. 8, 2018 [online], [site visited Nov. 2, 2021], Available from the internet URL: https://www.youtube.com/watch?v=NTXwyc4Cz_0 (Year: 2018).*

Honey-Can-Do BRD-01350 Over The Door Ironing Board with Folding Design, available in Amazon.com, date first available Nov. 4, 2011 [online], [site visited Nov. 2, 2021], Available from the internet URL: https://www.amazon.ca/Honey-Can-Do-BRD-01350-Ironing-Folding-Design/dp/B001F51A44/ref=sr_1_5? (Year: 2011).*

Steam and Go Professional Garment Steamer, announced in YouTube on Feb. 15, 2019 [online], [site visited Nov. 2, 2021], Available from the internet URL: <https://www.youtube.com/watch?v=ocslrTfOWX4> (Year: 2019).*

* cited by examiner

FIG. 1

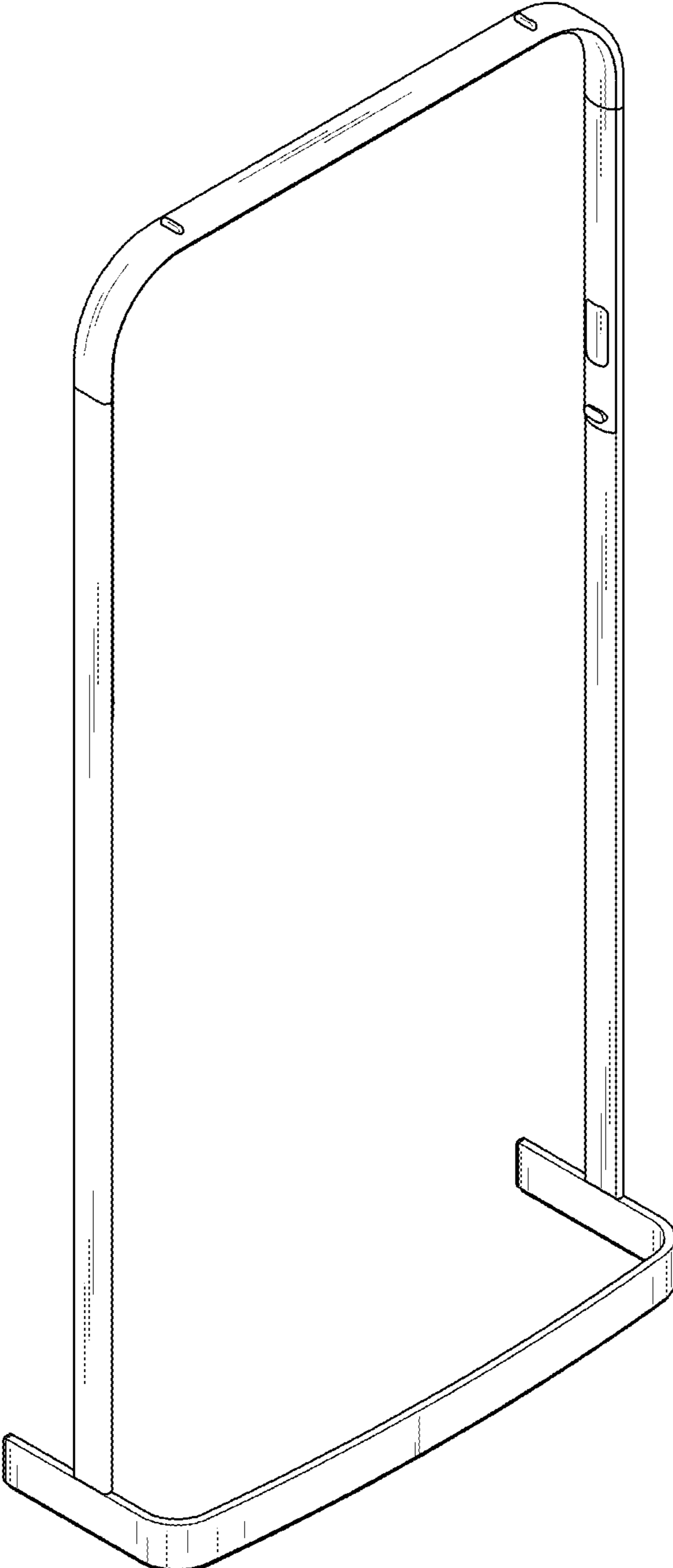


FIG. 2




FIG. 3




FIG. 4

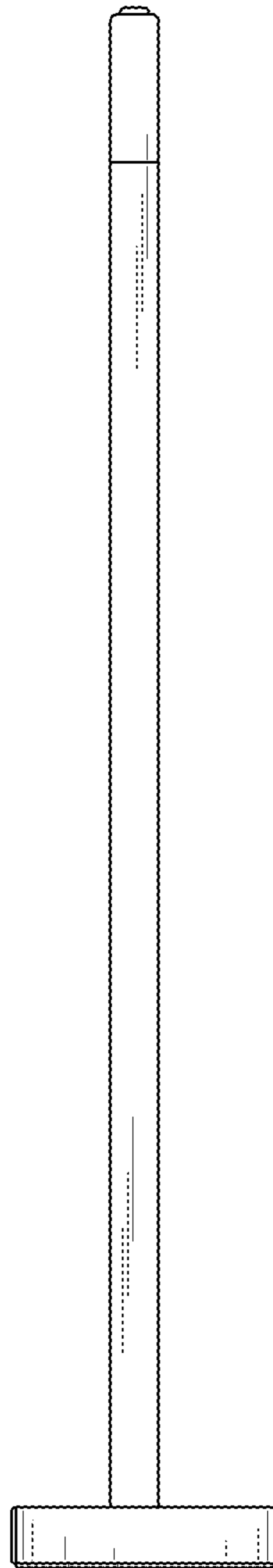


FIG. 5

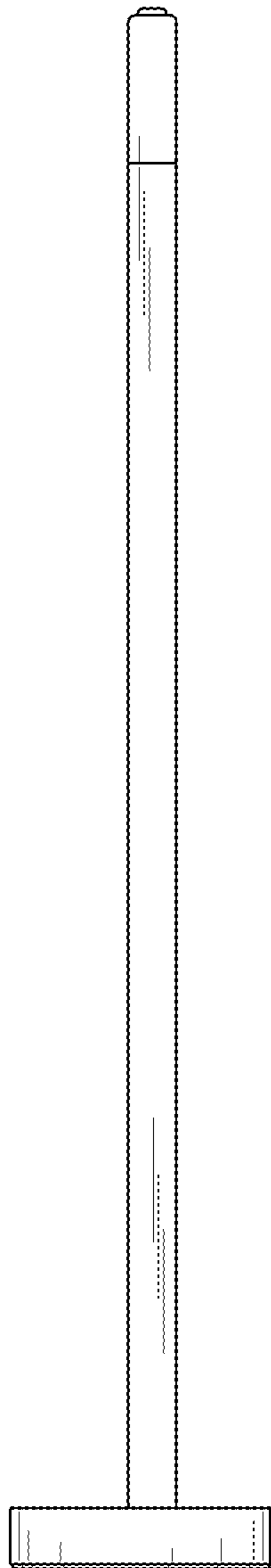


FIG. 6

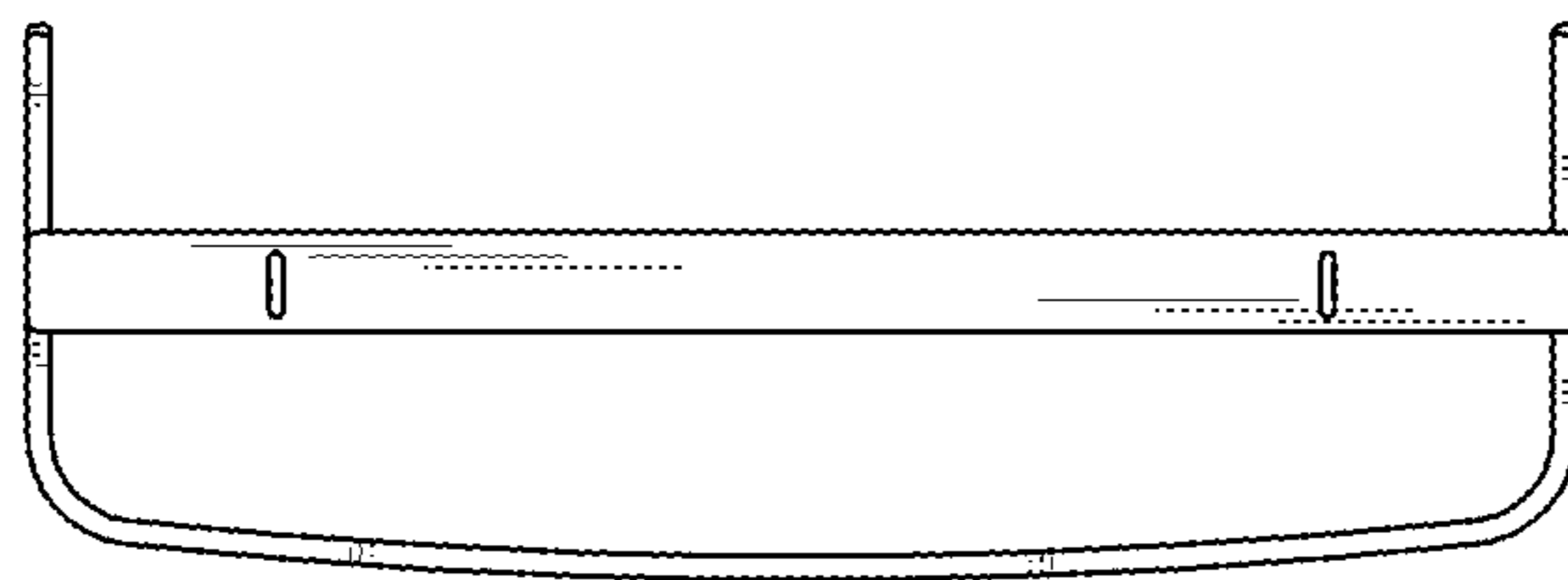


FIG. 7

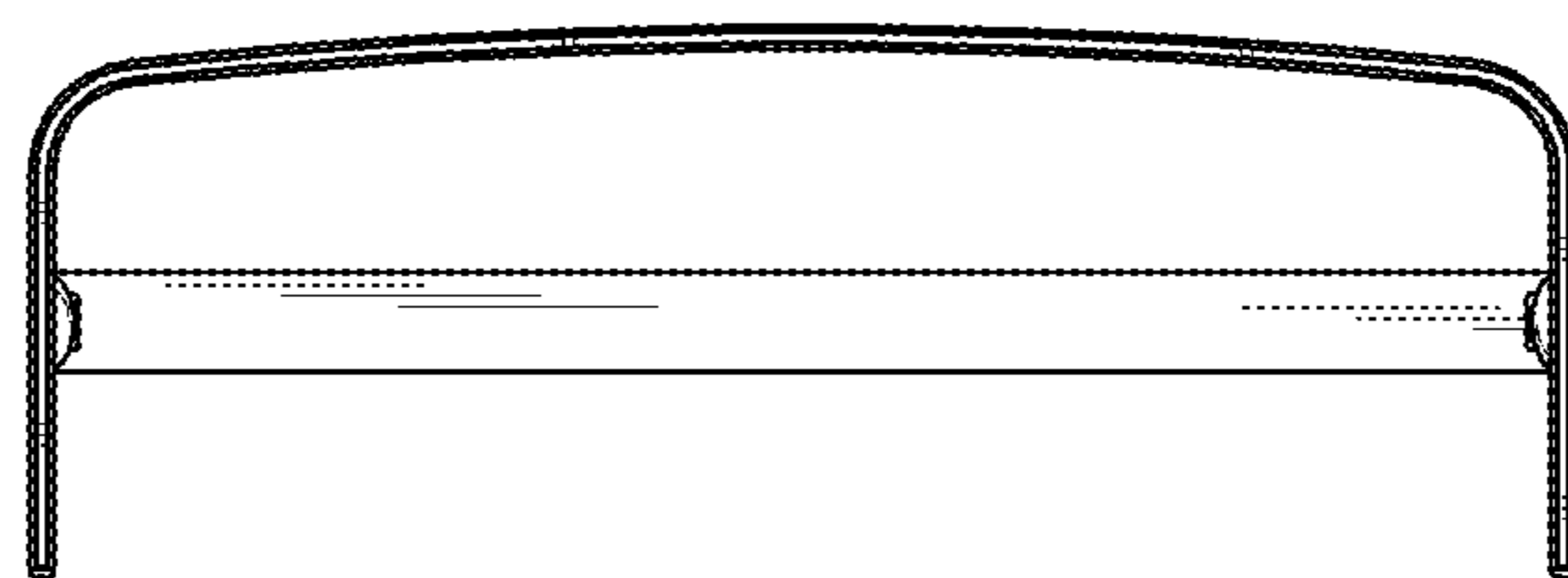


FIG. 8

