



US00D943852S

(12) **United States Design Patent**
Maniff et al.

(10) **Patent No.:** **US D943,852 S**
(45) **Date of Patent:** **** Feb. 15, 2022**

- (54) **REMOVABLE COVER FOR A ROBOTIC CLEANING DEVICE**
- (71) Applicant: **Maniff Creations, LLC**, Leesburg, VA (US)
- (72) Inventors: **Jonathan Maniff**, Leesburg, VA (US);
Francesca Maniff, Leesburg, VA (US)
- (73) Assignee: **Maniff Creations, LLC**, Leesburg, VA (US)
- (**) Term: **15 Years**
- (21) Appl. No.: **29/735,493**
- (22) Filed: **May 21, 2020**
- (51) **LOC (13) Cl.** **15-05**
- (52) **U.S. Cl.**
USPC **D32/25**
- (58) **Field of Classification Search**
USPC D3/216, 217; D32/21, 25, 32
CPC A47L 7/0085; A47L 9/00; A47L 2201/00;
A63H 3/003
See application file for complete search history.

- 6,406,098 B1 * 6/2002 Linder A47C 3/16
220/592.2
 - D466,886 S * 12/2002 Crane D14/207
 - D553,414 S * 10/2007 Boutin D6/601
 - D555,740 S * 11/2007 Johnson D11/158
 - D626,147 S * 10/2010 Goddard D14/496
 - D642,774 S * 8/2011 Faber D2/946
 - D673,409 S * 1/2013 Kelly D6/601
- (Continued)

FOREIGN PATENT DOCUMENTS

- WO WO-2020243197 A1 * 12/2020 A63H 3/02
- Primary Examiner* — Patricia A Palasik
(74) *Attorney, Agent, or Firm* — Troutman Pepper
Hamilton Sanders LLP

(57) **CLAIM**

We claim the ornamental design for a removable cover for a robotic cleaning device, as shown and described.

DESCRIPTION

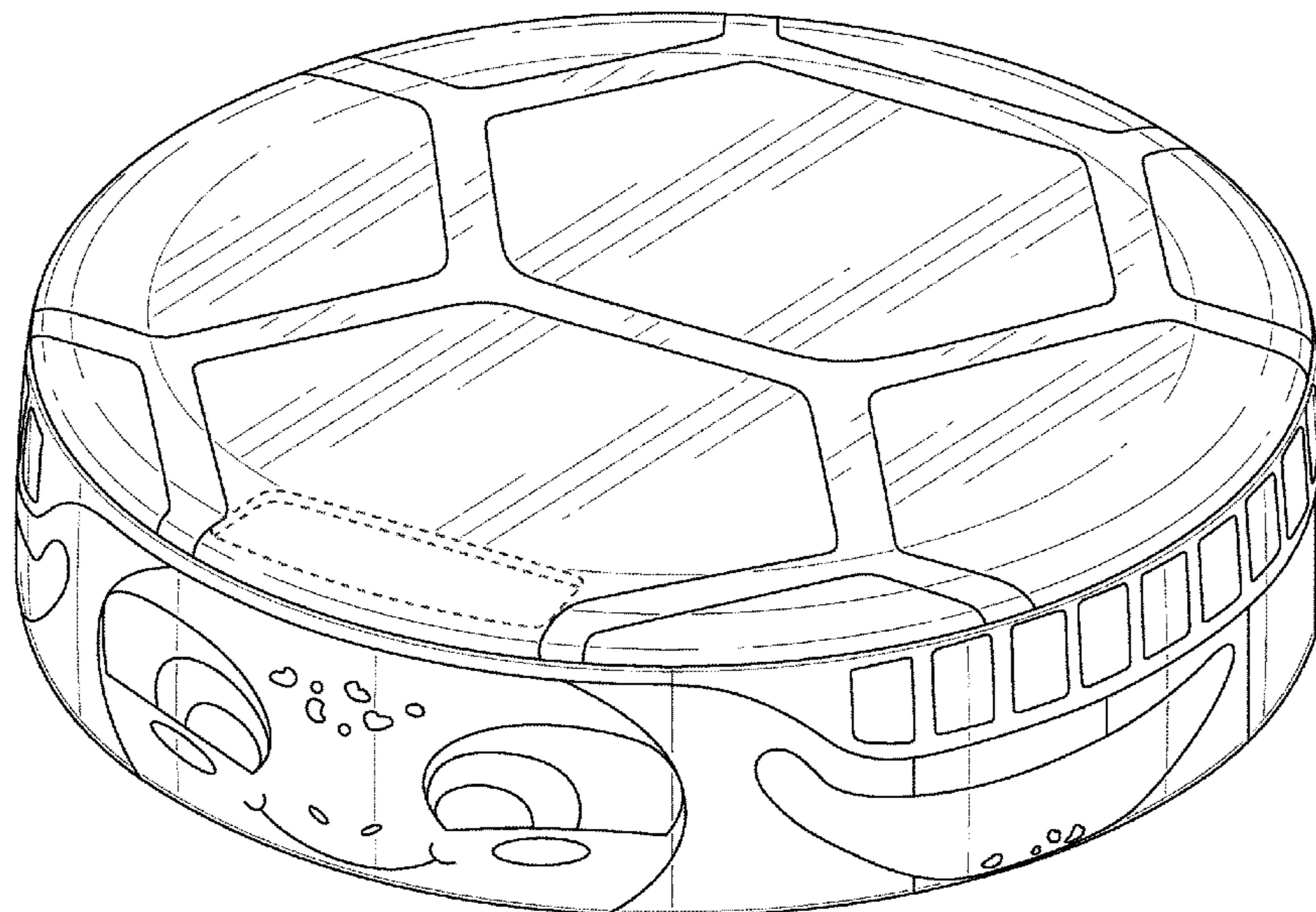
FIG. 1 is an upper perspective view of a removable cover for a robotic cleaning device;
 FIG. 2 is a lower perspective view of the design shown in FIG. 1;
 FIG. 3 is a front plan view of the design shown in FIG. 1;
 FIG. 4 is a rear plan view of the design shown in FIG. 1;
 FIG. 5 is a left side plan view of the design shown in FIG. 1;
 FIG. 6 is a right side plan view of the design shown in FIG. 1;
 FIG. 7 is a top plan view of the design shown in FIG. 1; and,
 FIG. 8 is a bottom plan view of the design shown in FIG. 1.
 The broken lines in the drawings depict portions of the removable cover for a robotic cleaning device which form no part of the claimed design.

1 Claim, 8 Drawing Sheets

(56) **References Cited**

U.S. PATENT DOCUMENTS

- D255,743 S * 7/1980 Randall D6/596
- 4,301,615 A * 11/1981 Ikeda A63H 13/02
446/293
- 4,718,721 A * 1/1988 Pompa B60N 2/6063
297/224
- D319,271 S * 8/1991 Senitt D21/658
- D348,171 S * 6/1994 Keller D21/613
- D355,077 S * 2/1995 Tegner D30/118
- 5,634,223 A * 6/1997 Obermaier A47C 7/021
5/654
- D386,031 S * 11/1997 Bear D21/603
- 5,906,379 A * 5/1999 Kelle A63B 26/003
280/1.204



(56)

References Cited

U.S. PATENT DOCUMENTS

8,509,972 B2 * 8/2013 Shu G08G 3/02
 701/21
 D711,091 S * 8/2014 Mooney D3/216
 D720,120 S * 12/2014 Simmonds D2/885
 D738,139 S * 9/2015 Lacy D6/611
 10,258,160 B2 * 4/2019 Risdall A47C 3/04
 D851,721 S * 6/2019 Kane D21/805
 D874,441 S * 2/2020 Crane D14/221
 D904,048 S * 12/2020 Spark D6/352
 2003/0024558 A1 * 2/2003 Lewis A61H 3/02
 135/72
 2005/0110309 A1 * 5/2005 Cziraky A63H 3/003
 297/181
 2006/0054768 A1 * 3/2006 Sanchez B67D 3/0029
 248/346.2
 2006/0070577 A1 * 4/2006 Foley A01K 1/0353
 119/28.5
 2008/0115254 A1 * 5/2008 Galkov A63H 3/003
 2/108
 2010/0097289 A1 * 4/2010 Onweller H01Q 1/42
 343/872
 2015/0289671 A1 * 10/2015 Schechtman D06C 23/00
 297/219.12
 2020/0375423 A1 * 12/2020 Maniff E04H 4/1654

* cited by examiner

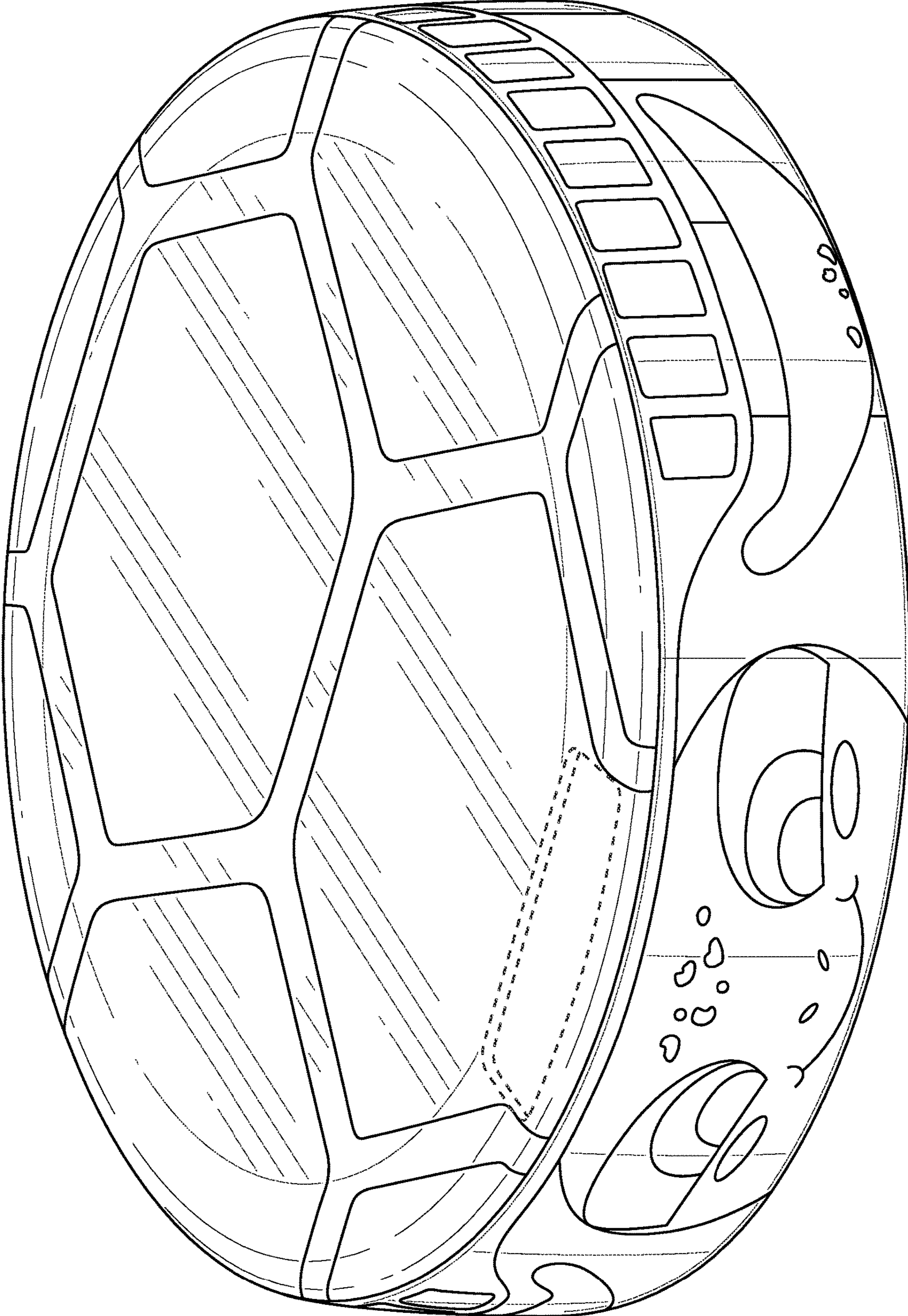


FIG. 1

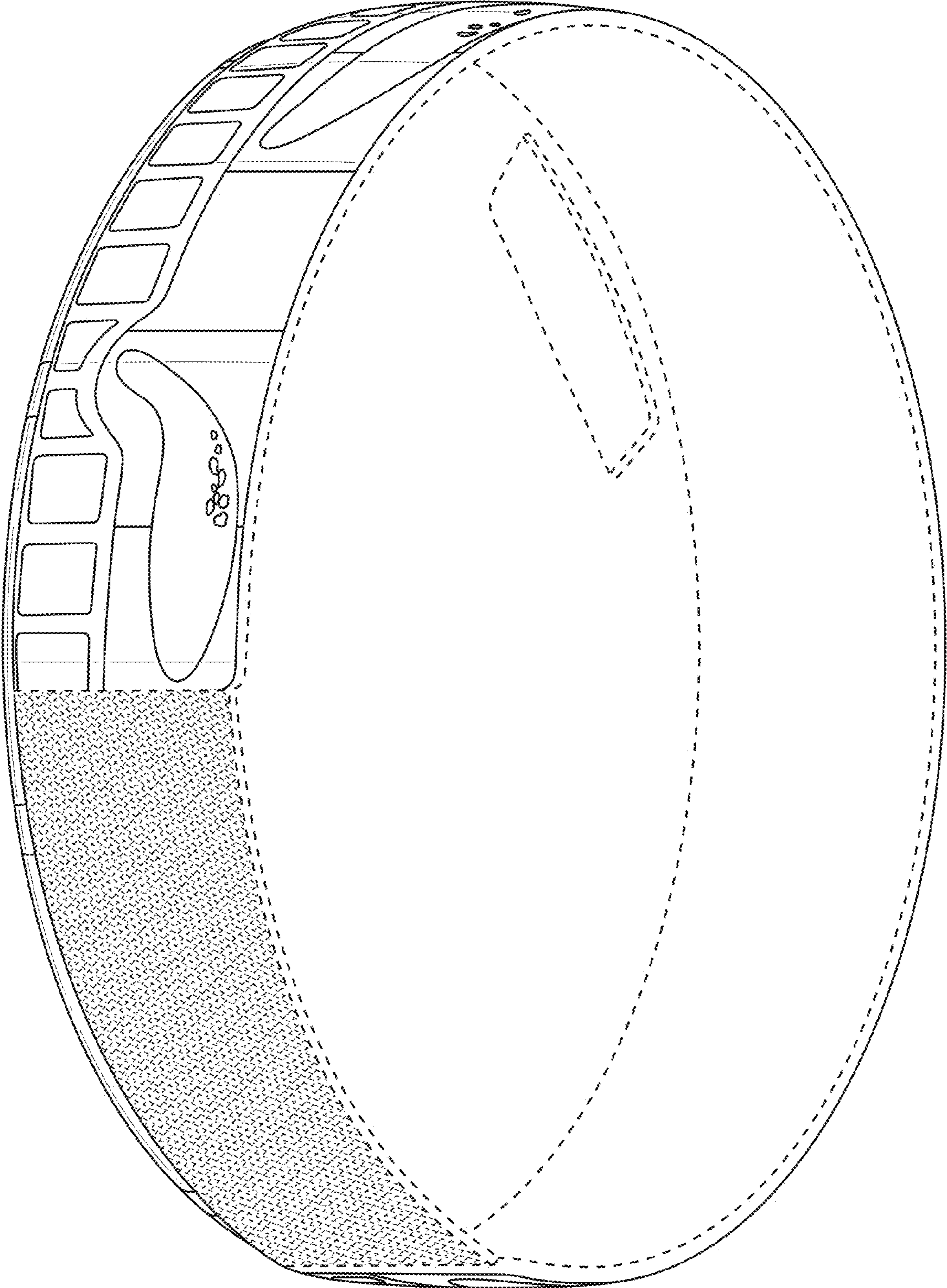


FIG. 2

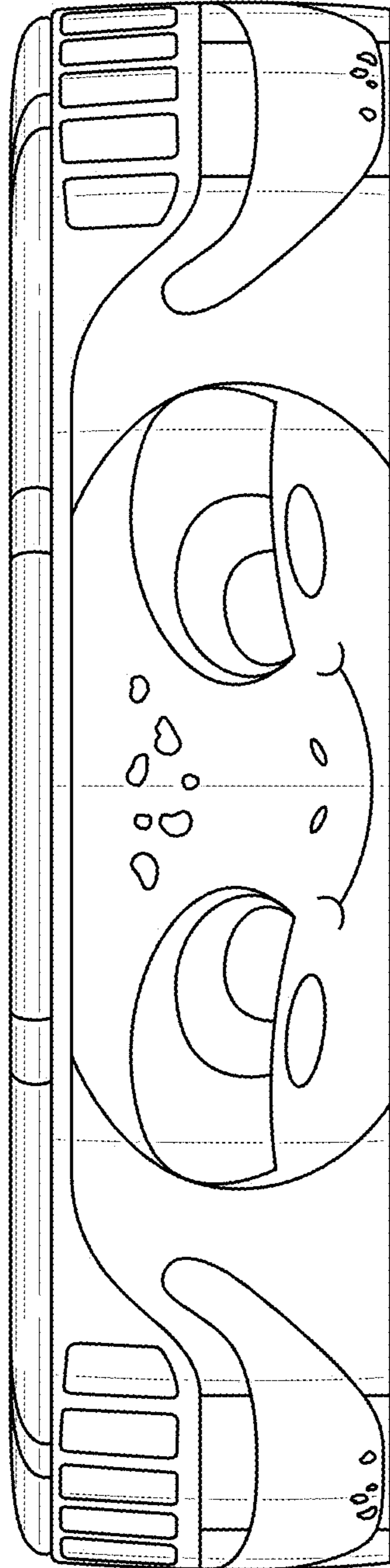


FIG. 3




FIG. 4

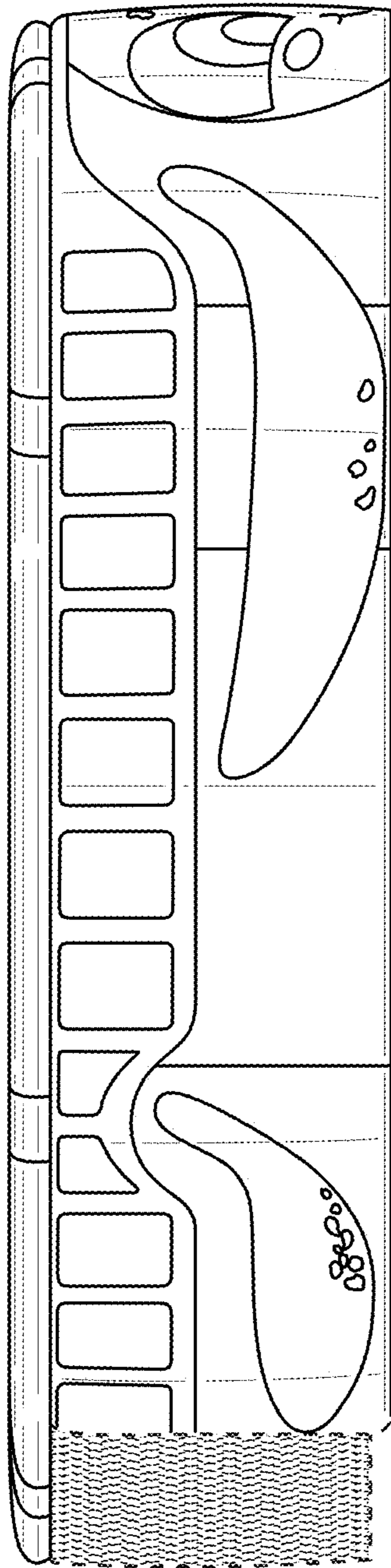


FIG. 5

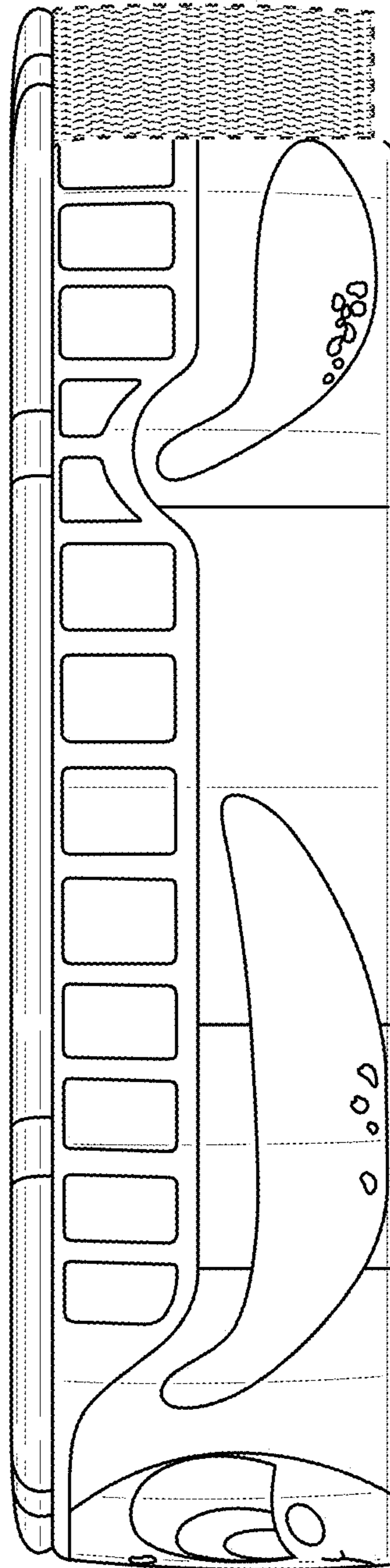


FIG. 6

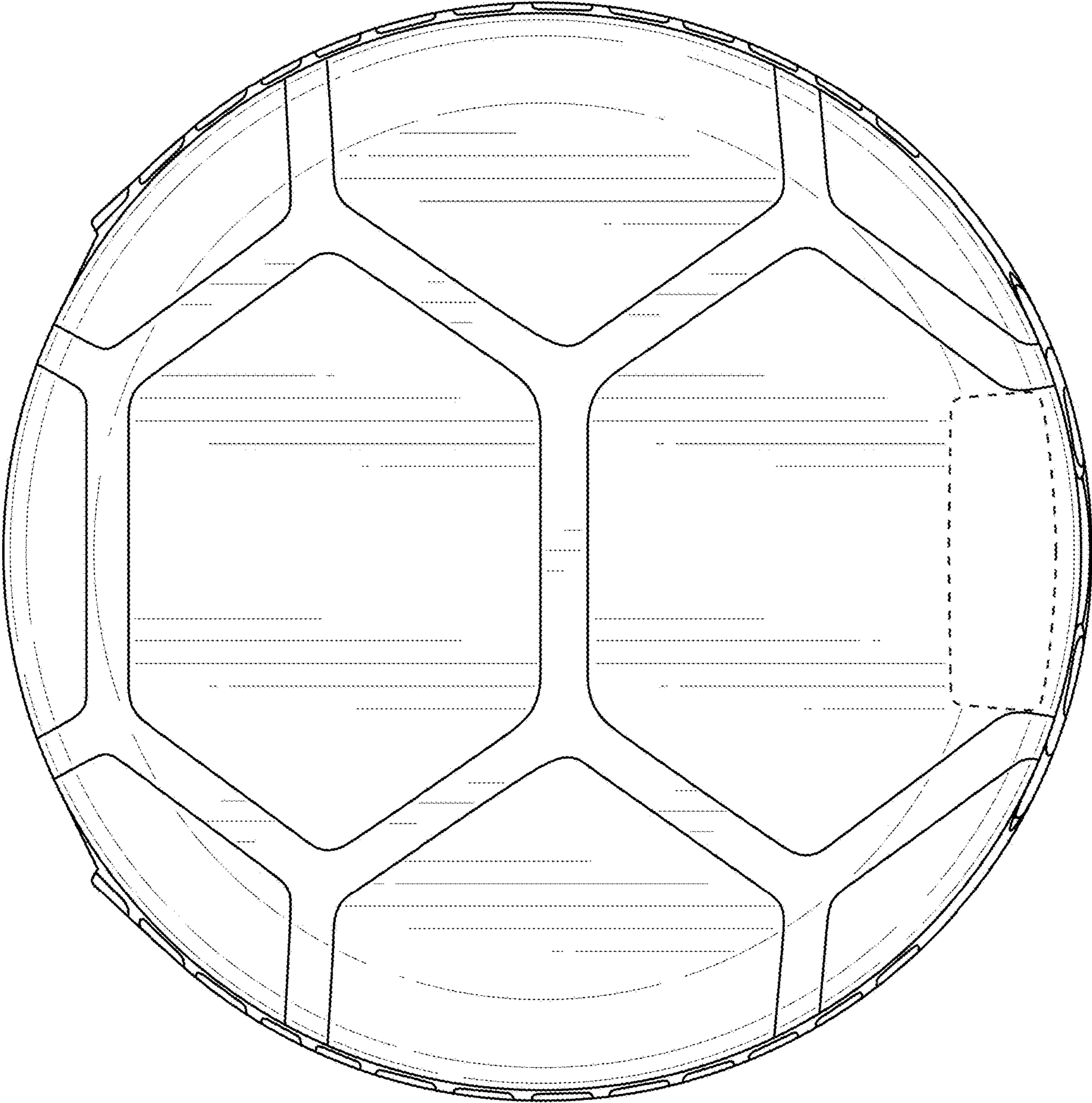


FIG. 7

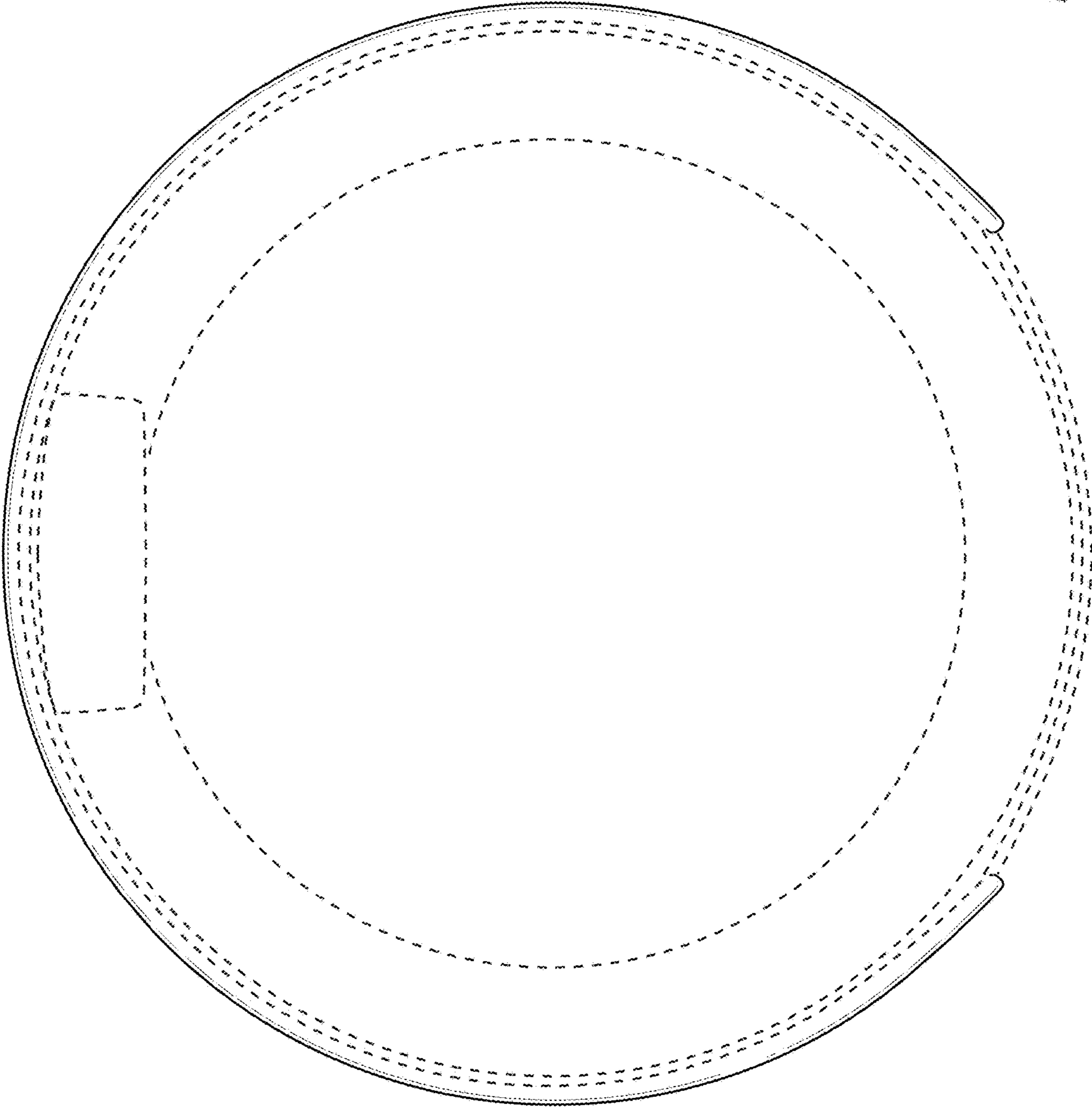


FIG. 8