



US00D943851S

(12) **United States Design Patent** (10) **Patent No.:** **US D943,851 S**
Zhang (45) **Date of Patent:** **** Feb. 15, 2022**

(54) **VACUUM CLEANER**

FOREIGN PATENT DOCUMENTS

(71) Applicant: **Nanjing YANTU Car Accessory Co., Ltd.**, Nanjing (CN)

CN 305997248 * 8/2020
GB 6111324 * 12/2020
KR 301100929.0000 * 3/2021

(72) Inventor: **Yongqing Zhang**, Nanjing (CN)

OTHER PUBLICATIONS

(73) Assignee: **NANJING YANTU CAR ACCESSORY CO. LTD.**, Nanjing (CN)

KongLyle Handheld Auto Vacuum Cleaner, available in Amazon.co.uk, date first available date Aug. 20, 2020 [online], [site visited date May 17, 2021], Available from the internet URL: https://www.amazon.co.uk/KongLyle-Handheld-High-power-Powerful-Cleaners/dp/B08GC3JVFM/ref=psdc_3147731_t1_B08NDY4ND1 (Year: 2020).*

(**) Term: **15 Years**

(21) Appl. No.: **29/716,871**

(Continued)

(22) Filed: **Dec. 12, 2019**

(51) **LOC (13) Cl.** **15-05**

Primary Examiner — Dana K Weiland

(52) **U.S. Cl.**

Assistant Examiner — Jennylou M Binas

USPC **D32/23**

(58) **Field of Classification Search**

(74) *Attorney, Agent, or Firm* — Dragon Sun Law Firm, PC; Jinggao Li, Esq.

USPC D32/17, 18, 19, 21, 22, 23, 31; D7/509, D7/511, 590, 608; D8/70; D9/516, 537, D9/564; D14/213, 214, 215, 216; D23/202, 205

(57)

CLAIM

CPC ... A47L 5/24; A47L 5/365; A47L 5/38; A47L 7/0023; A47L 7/0047; A47L 7/0052; A47L 7/009; A47L 9/0036; A47L 9/0673; A47L 9/127; A47L 9/1409; A47L 9/1683; A47L 9/1666; A47L 11/22; A47L 11/30; B01D 2279/55; B04C 5/08; B04C 5/18; B04C 2009/004; B23Q 11/0046; B23Q 11/0071; Y10S 55/03; E04H 4/1636
See application file for complete search history.

The ornamental design for a vacuum cleaner, as shown and described.

DESCRIPTION

(56) **References Cited**

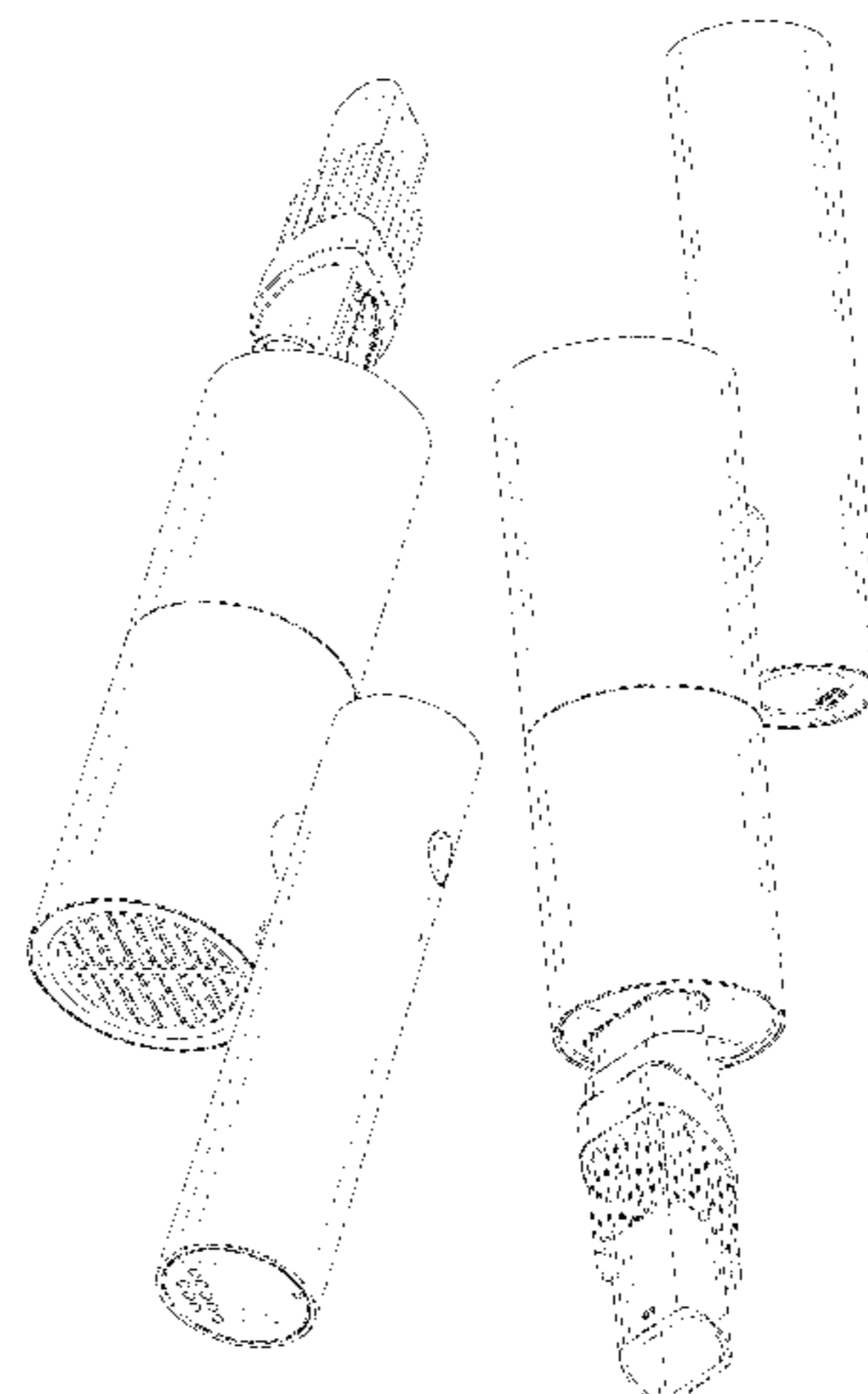
U.S. PATENT DOCUMENTS

2,007,631 A * 7/1935 Bieth A47L 5/362 415/182.1
D117,775 S * 11/1939 Martinet D32/24
2,307,538 A * 1/1943 Paulus A47L 9/22 248/634
D149,477 S * 5/1948 Dreyfuss D32/24
D149,479 S * 5/1948 Dreyfuss D32/24

FIG. 1 is a perspective view of a vacuum cleaner showing my new design;
FIG. 2 is another perspective view thereof;
FIG. 3 is a front view thereof;
FIG. 4 is a rear view thereof;
FIG. 5 is a left side view thereof;
FIG. 6 is a right side view thereof;
FIG. 7 is a top enlarged plan view thereof; and,
FIG. 8 is a bottom enlarged plan view thereof.
The broken lines in the drawings illustrate portions of the vacuum cleaner and form no part of the claimed design.

(Continued)

1 Claim, 8 Drawing Sheets



(56)

References Cited

U.S. PATENT DOCUMENTS

2,464,401 A * 3/1949 Kelly A47L 9/22
 415/201
 D158,134 S * 4/1950 Schory D32/24
 D158,441 S * 5/1950 Cherry D32/24
 2,848,731 A * 8/1958 Tamarin A47L 9/26
 15/323
 D303,856 S * 10/1989 Yuen D32/18
 D429,118 S * 8/2000 Hurlbut D7/608
 D518,369 S * 4/2006 Haber D9/424
 D521,695 S * 5/2006 Jacobs D32/21
 D527,502 S * 8/2006 Yoshimoto D32/18
 D528,576 S * 9/2006 Chung D16/202
 D536,700 S * 2/2007 Landau D14/480.5
 D610,871 S * 3/2010 Alviar D7/510
 D675,881 S * 2/2013 Wamack, Jr. D7/608
 D737,149 S * 8/2015 Son D9/688
 D798,594 S * 10/2017 Boler D3/273
 9,992,575 B2 * 6/2018 Wang H04R 31/006

D868,402 S * 11/2019 Luo D32/18
 D871,844 S * 1/2020 Adams, Jr. D7/510
 D878,156 S * 3/2020 Rittri D7/511
 D899,719 S * 10/2020 Liu D32/21
 D921,306 S * 6/2021 Ediger D32/17
 D925,847 S * 7/2021 Xia D32/18

OTHER PUBLICATIONS

Car Vacuum, Yantu Cordless Handheld Vacuum, available in Amazon.com, date first available date Sep. 19, 2019 [online], [site visited date May 17, 2021], Available from the internet URL: https://www.amazon.com/dp/B07Y4NKZ1J/ref=cm_sw_r_em_apglt_fabc_DDT6RXP4KC66P3M1Y390 (Year: 2019).*

Shauoal Mini Vacuum Cleaner, available in Amazon.co.uk, date first available date Nov. 12, 2020 [online], [site visited date May 17, 2021], Available from the internet URL: https://www.amazon.co.uk/dp/B08NDY4ND1/ref=cm_sw_em_r_mt_imm_awdb_39XE4N0XBR34P298QFY7?_encoding=UTF8&pvc=1 (Year: 2020).*

* cited by examiner

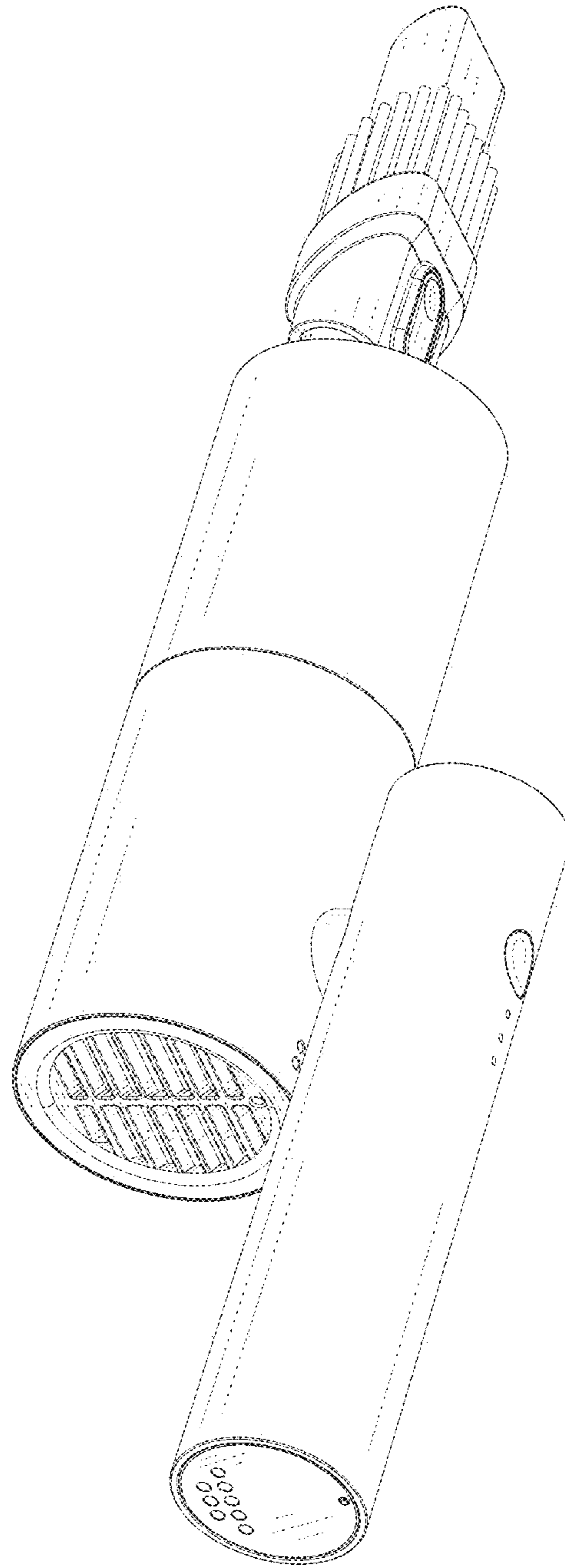


FIG. 1

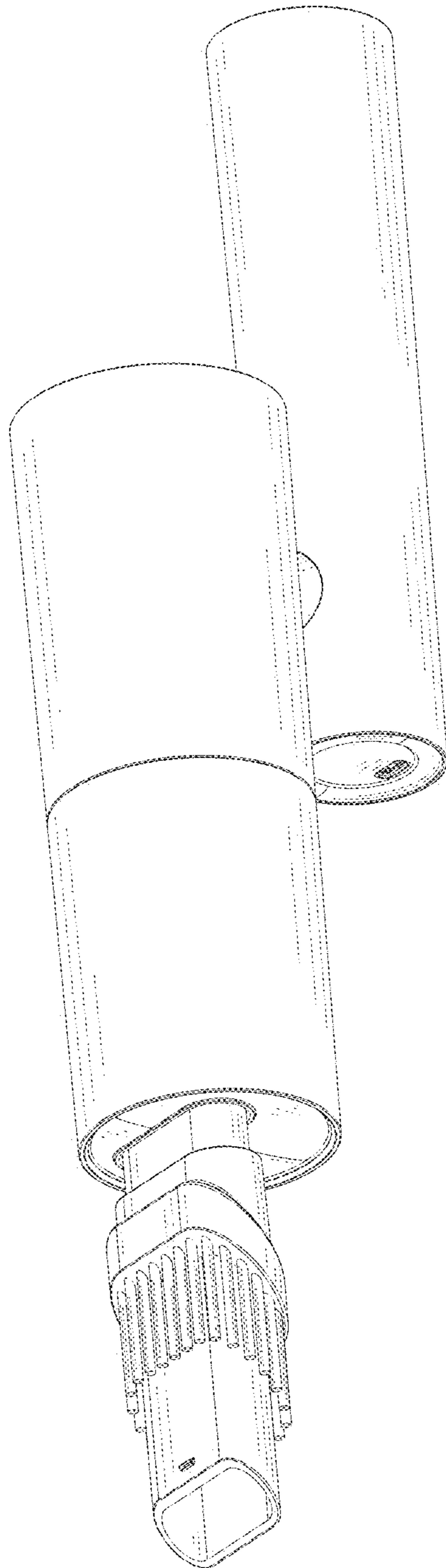


FIG. 2




FIG. 3




FIG. 4

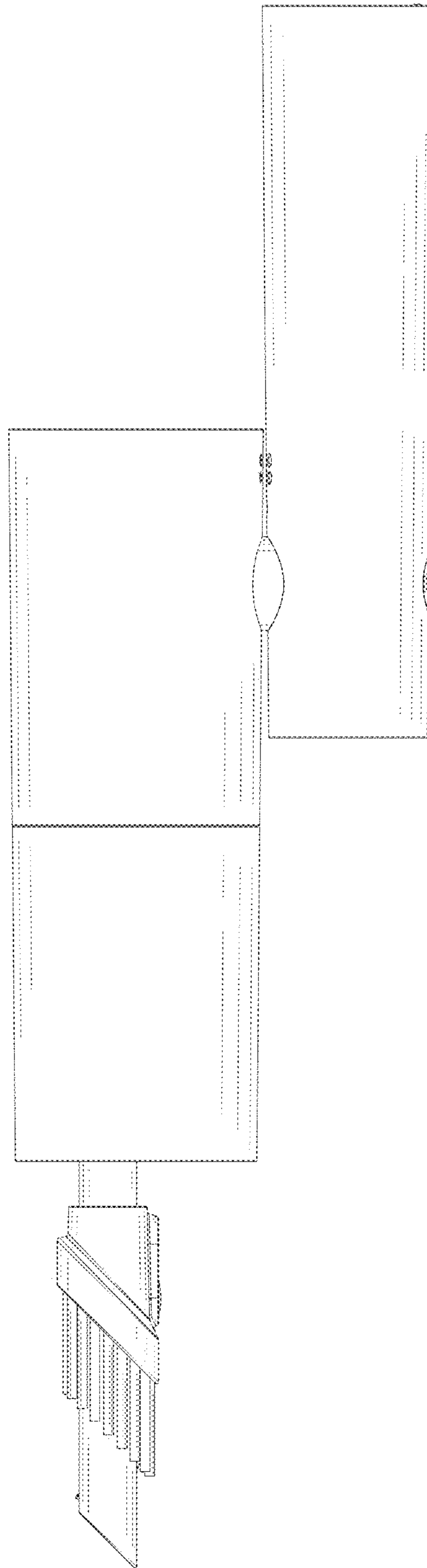


FIG. 5

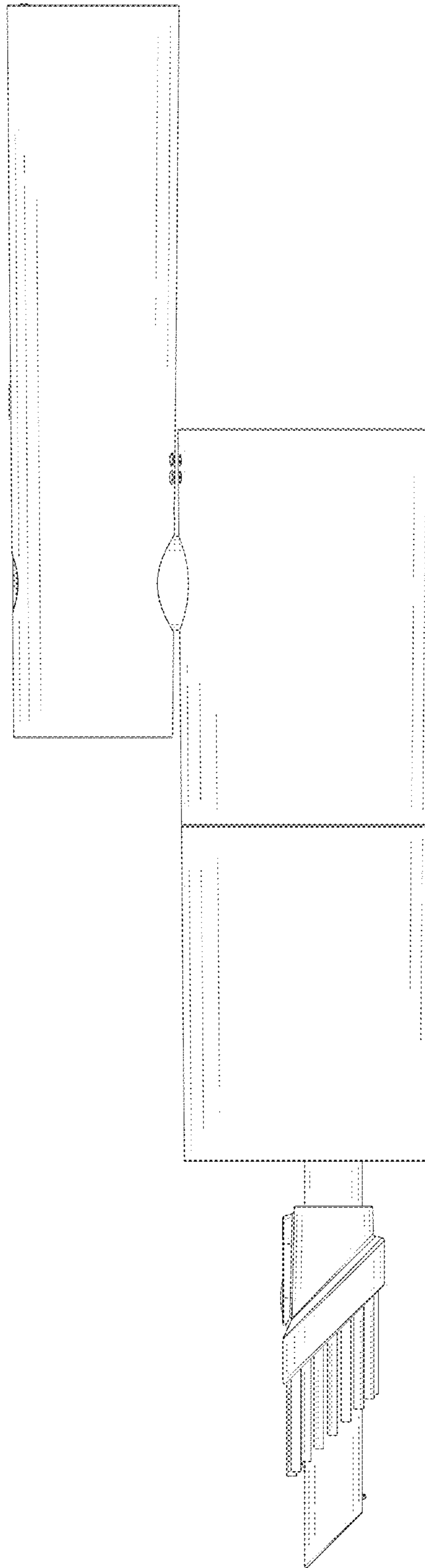


FIG. 6

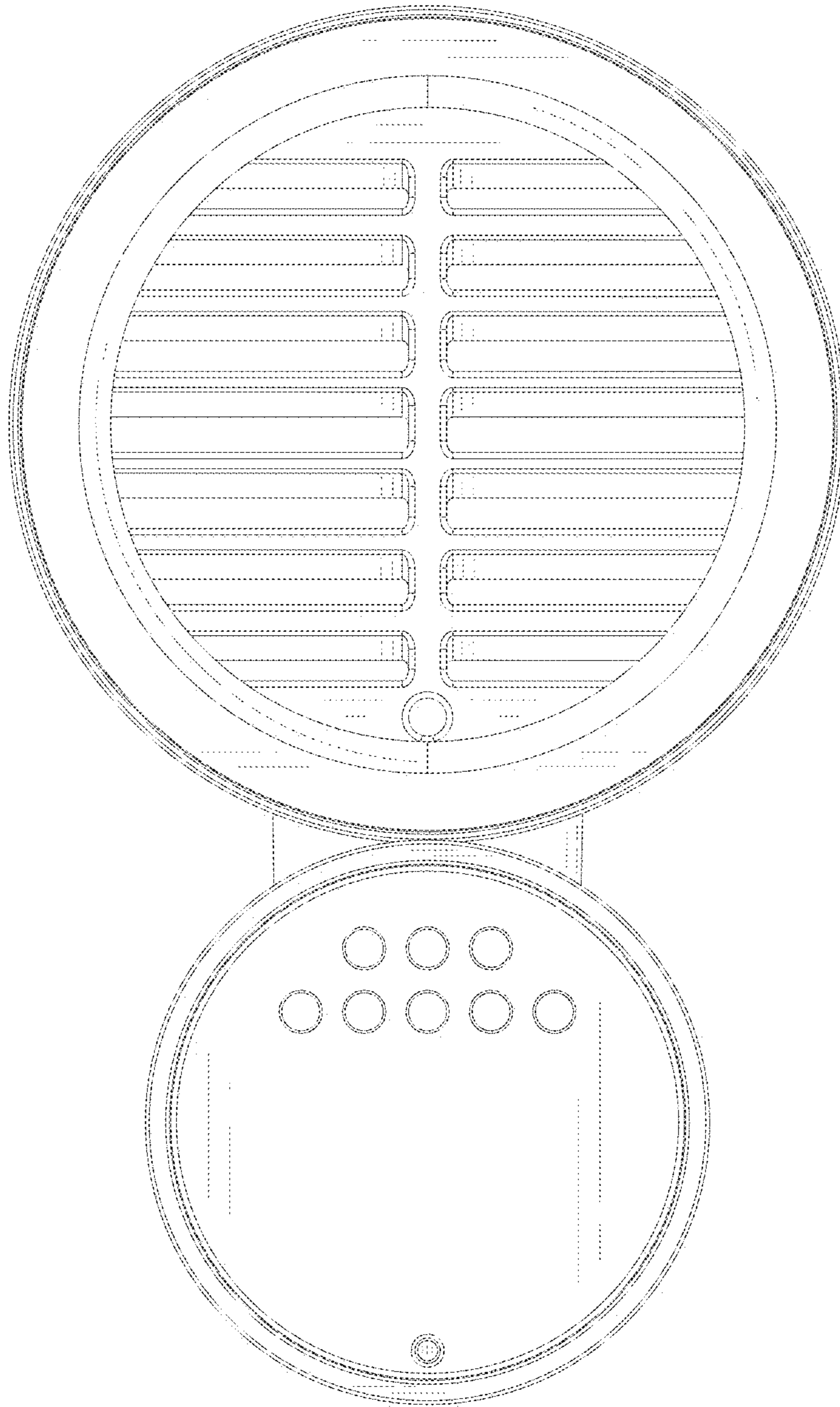


FIG. 7

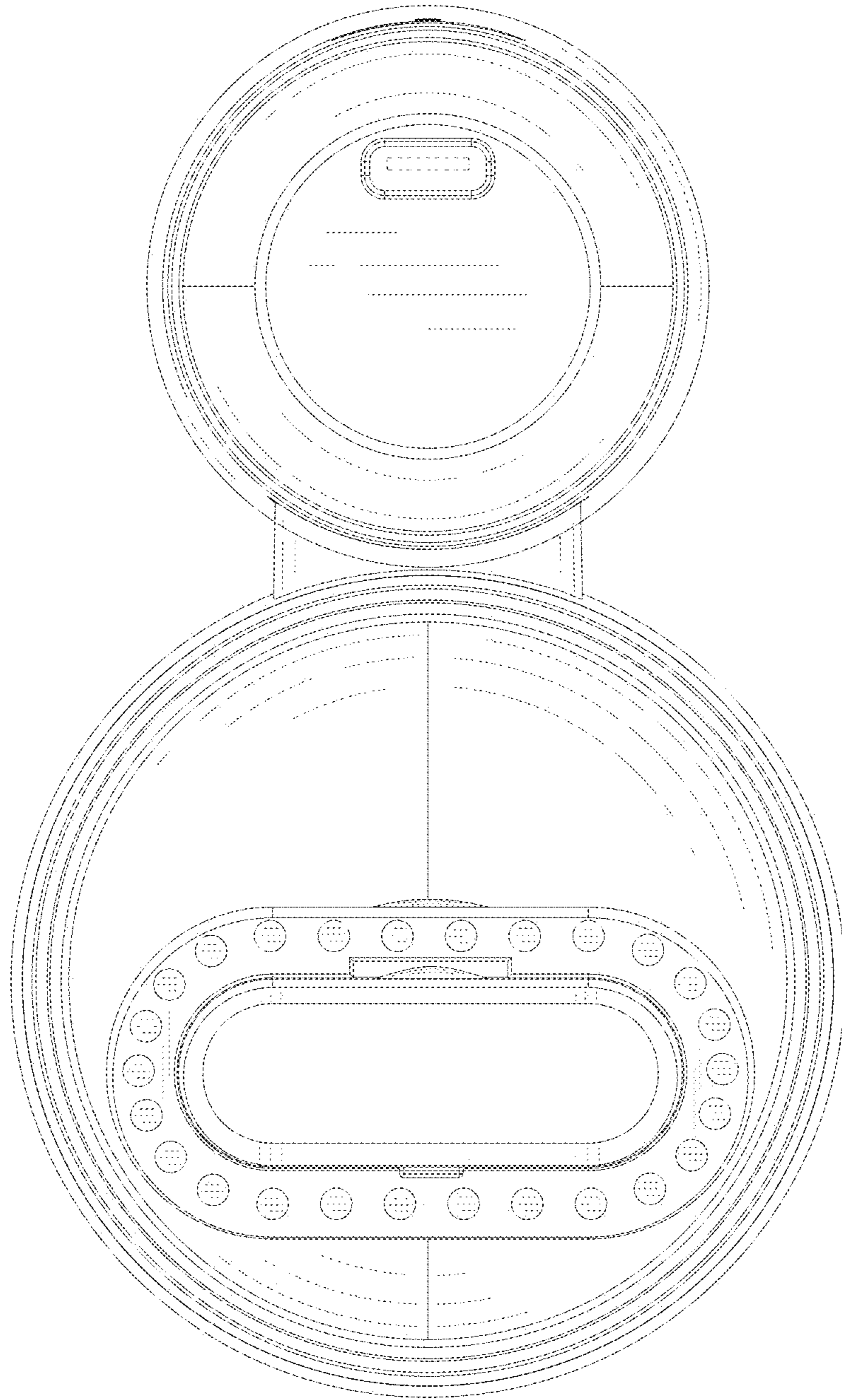


FIG. 8