



US00D943840S

(12) **United States Design Patent** (10) **Patent No.:** **US D943,840 S**  
**Yao** (45) **Date of Patent:** **\*\* Feb. 15, 2022**

(54) **PET FEEDER**

(71) Applicant: **Yuman Yao**, Guangdong (CN)

(72) Inventor: **Yuman Yao**, Guangdong (CN)

(\*\*) Term: **15 Years**

(21) Appl. No.: **29/731,398**

(22) Filed: **Apr. 15, 2020**

(30) **Foreign Application Priority Data**

Mar. 27, 2020 (CN) ..... 202030112013.4

(51) **LOC (13) Cl.** ..... **30-99**

(52) **U.S. Cl.**  
USPC ..... **D30/160; D30/121**

(58) **Field of Classification Search**  
USPC ..... D30/121, 160, 199; 119/707-711, 51.01, 119/51.11, 51.13, 51.15; D21/713, 707, D21/505, 398, 386, 498, 479, 499; D14/233; D19/1, 61; 434/214, 278; 211/1; 273/155; 342/8; 428/66.5, 9; 446/199, 92, 85; 473/569; D3/271.1; D9/430, 651, 545, 611, 719, 516, 519, D9/520, 523, 525, 529, 544, 549, 414, D9/417, 428, 555, 503, 505, 454, 439, D9/744, 689, 682, 552, 564; D28/91.1, D28/82, 80, 76, 89, 79  
CPC ..... A01K 5/02; A01K 5/0233; A01K 5/0241; A01K 5/025; A01K 5/0275; A01K 5/0283; A01K 5/0291; A01K 15/00; A01K 15/02; A01K 15/025; A01K 15/026  
See application file for complete search history.

(56) **References Cited**

**U.S. PATENT DOCUMENTS**

D166,827 S \* 5/1952 Schluttig ..... D15/144.2  
2,745,642 A \* 5/1956 Hermann ..... A47J 43/24  
366/130

D291,179 S \* 8/1987 Frizon ..... D9/519  
D302,384 S \* 7/1989 Holewinski ..... D9/529  
D314,455 S \* 2/1991 Morton ..... D30/160  
5,819,690 A \* 10/1998 Brown ..... A01K 5/0114  
119/707  
5,904,118 A \* 5/1999 Markham ..... A01K 15/025  
119/707  
D412,767 S \* 8/1999 Bemis ..... D30/160  
D426,036 S \* 5/2000 Willinger ..... D30/160  
7,667,122 B2 \* 2/2010 Saijo ..... G10H 1/40  
84/611  
D625,056 S \* 10/2010 Kelly ..... D30/160  
7,866,281 B2 \* 1/2011 Willinger ..... A01K 5/0114  
119/710  
D652,586 S \* 1/2012 Lee ..... D30/160

(Continued)

*Primary Examiner* — Susan Moon Lee

(74) *Attorney, Agent, or Firm* — Andrew C. Cheng

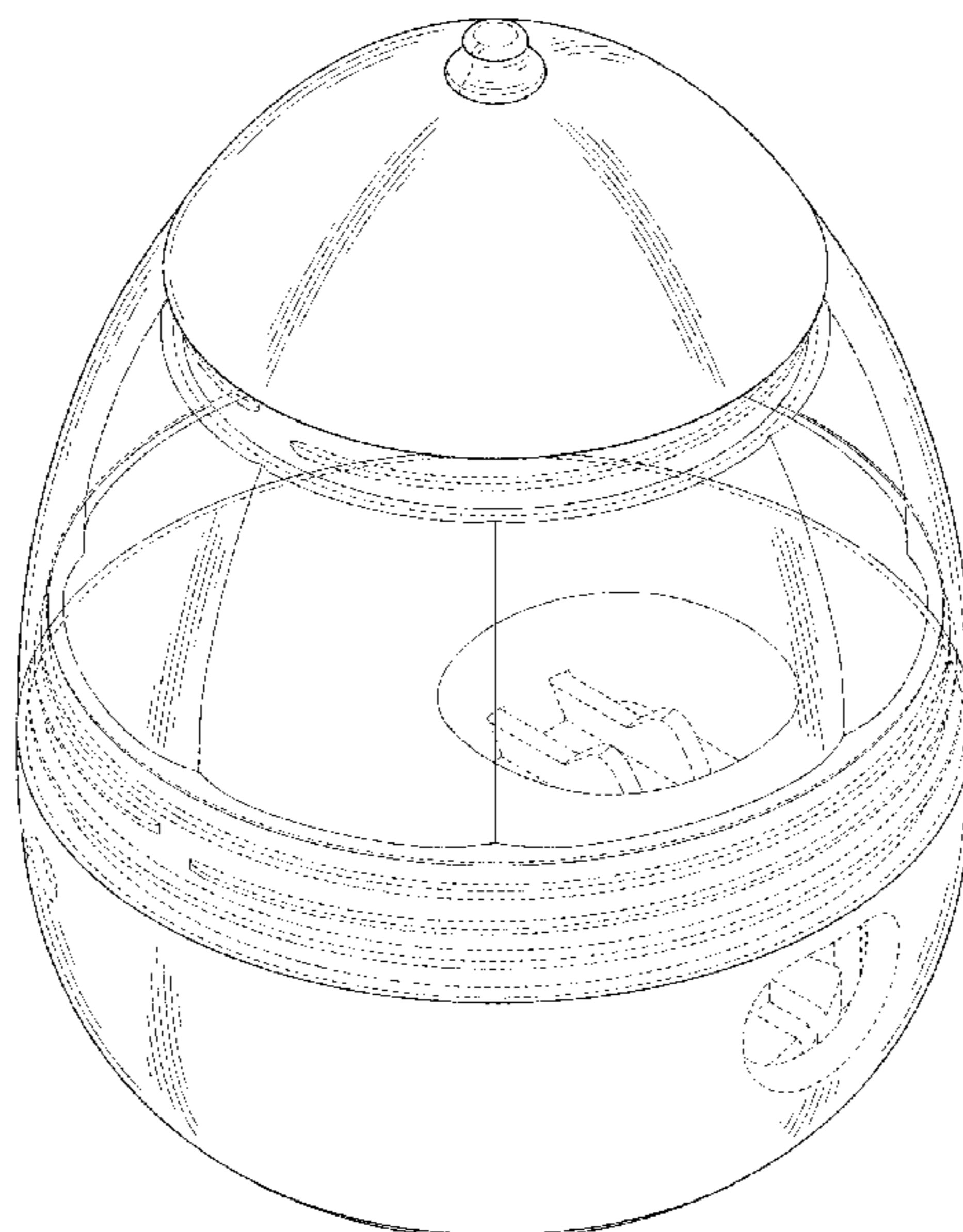
(57) **CLAIM**

I claim the ornamental design for a pet feeder, as shown and described.

**DESCRIPTION**

FIG. 1 is a perspective view of a pet feeder according to an embodiment.  
FIG. 2 is a perspective view of the pet feeder of FIG. 1, viewed from another aspect.  
FIG. 3 is a front view of the pet feeder of FIG. 1.  
FIG. 4 is a rear view of the pet feeder of FIG. 1.  
FIG. 5 is a left side view of the pet feeder of FIG. 1.  
FIG. 6 is a right side view of the pet feeder of FIG. 1.  
FIG. 7 is a top view of the pet feeder of FIG. 1.  
FIG. 8 is a bottom view of the pet feeder of FIG. 1; and,  
FIG. 9 is a perspective view of the pet feeder of FIG. 1, showing the pet feeder in a state of use.  
The broken line showing of the environment is for illustrative purposes only and forms no part of the claimed design.

**1 Claim, 9 Drawing Sheets**



(56)

**References Cited**

U.S. PATENT DOCUMENTS

8,161,914 B2 \* 4/2012 Adkins ..... A23K 10/26  
 119/710  
 8,397,948 B2 \* 3/2013 Mills ..... G01F 13/005  
 222/52  
 8,584,620 B2 \* 11/2013 Rutherford ..... A01K 15/025  
 119/707  
 D704,396 S \* 5/2014 Chen ..... D30/160  
 D710,544 S \* 8/2014 Shen ..... D28/77  
 8,869,748 B2 \* 10/2014 Yin ..... A01K 15/021  
 119/720  
 D721,211 S \* 1/2015 Lee ..... D30/160  
 9,259,499 B2 \* 2/2016 Atkinson ..... A61L 9/127  
 D785,252 S \* 4/2017 Comerford ..... D30/160  
 D870,388 S \* 12/2019 Cleij ..... D28/89  
 D917,800 S \* 4/2021 Yi ..... D30/160  
 D920,598 S \* 5/2021 He ..... D30/160  
 D927,799 S \* 8/2021 Zhou ..... D30/160  
 2007/0022971 A1 \* 2/2007 Renforth ..... A01K 15/026  
 119/707  
 2007/0108092 A1 \* 5/2007 Minuto ..... B65D 11/02  
 206/581  
 2011/0226187 A1 \* 9/2011 Bertsch ..... A01K 5/0114  
 119/61.55  
 2012/0325810 A1 \* 12/2012 Yamamoto ..... B29C 45/14836  
 220/62.22  
 2017/0013936 A1 \* 1/2017 Schlatter ..... A45D 33/02  
 2018/0255906 A1 \* 9/2018 Delia ..... A45D 40/00

\* cited by examiner

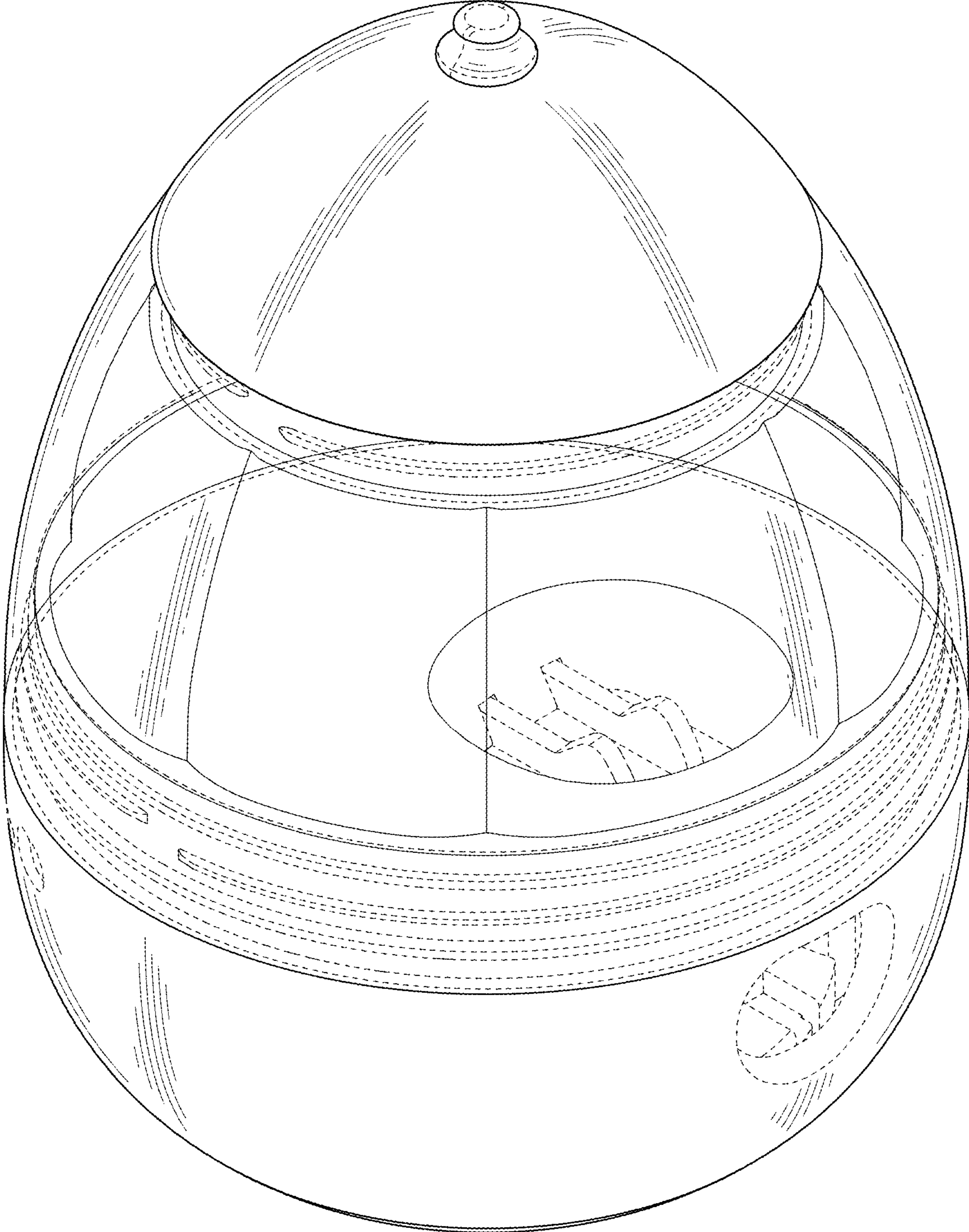


FIG. 1

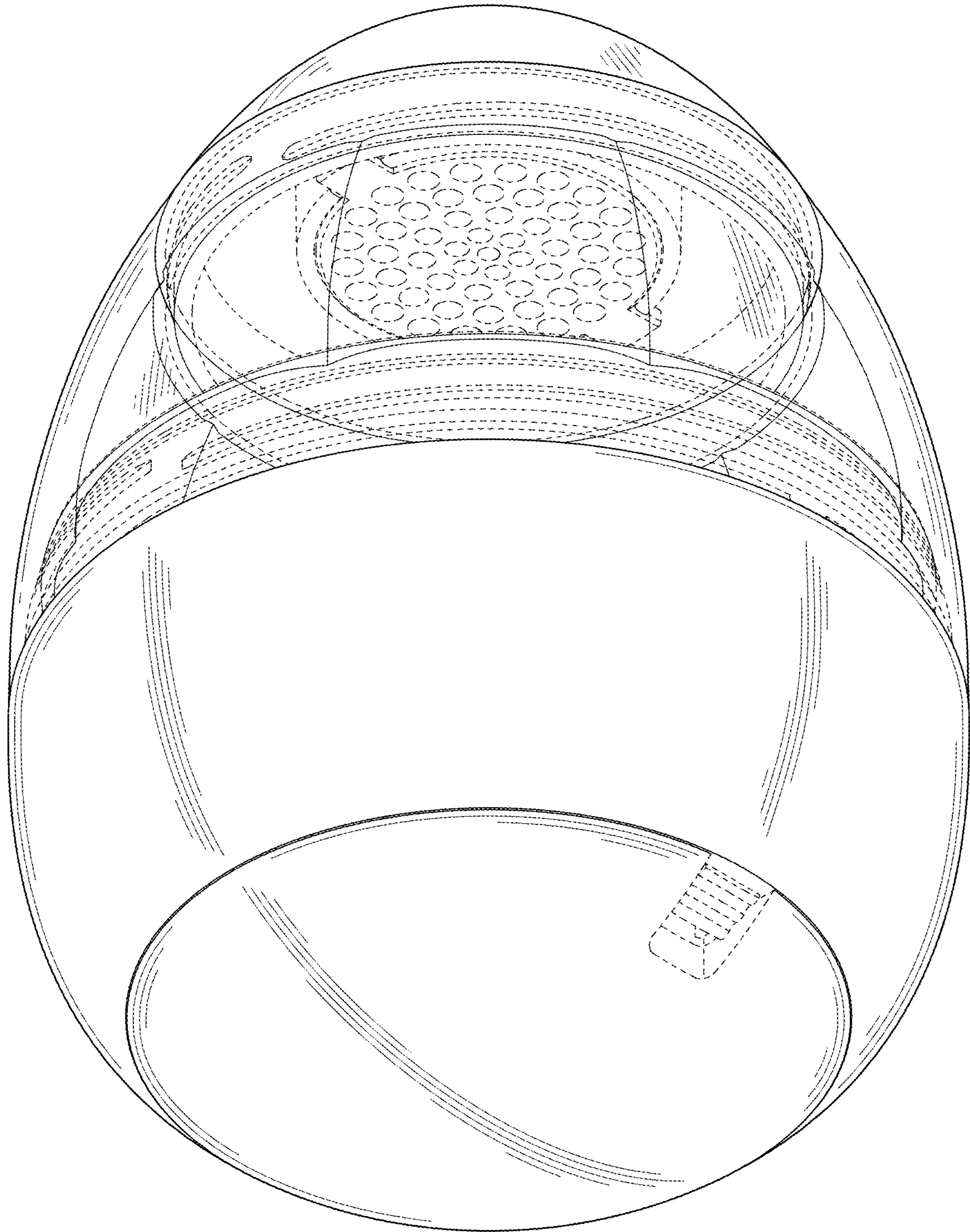


FIG. 2

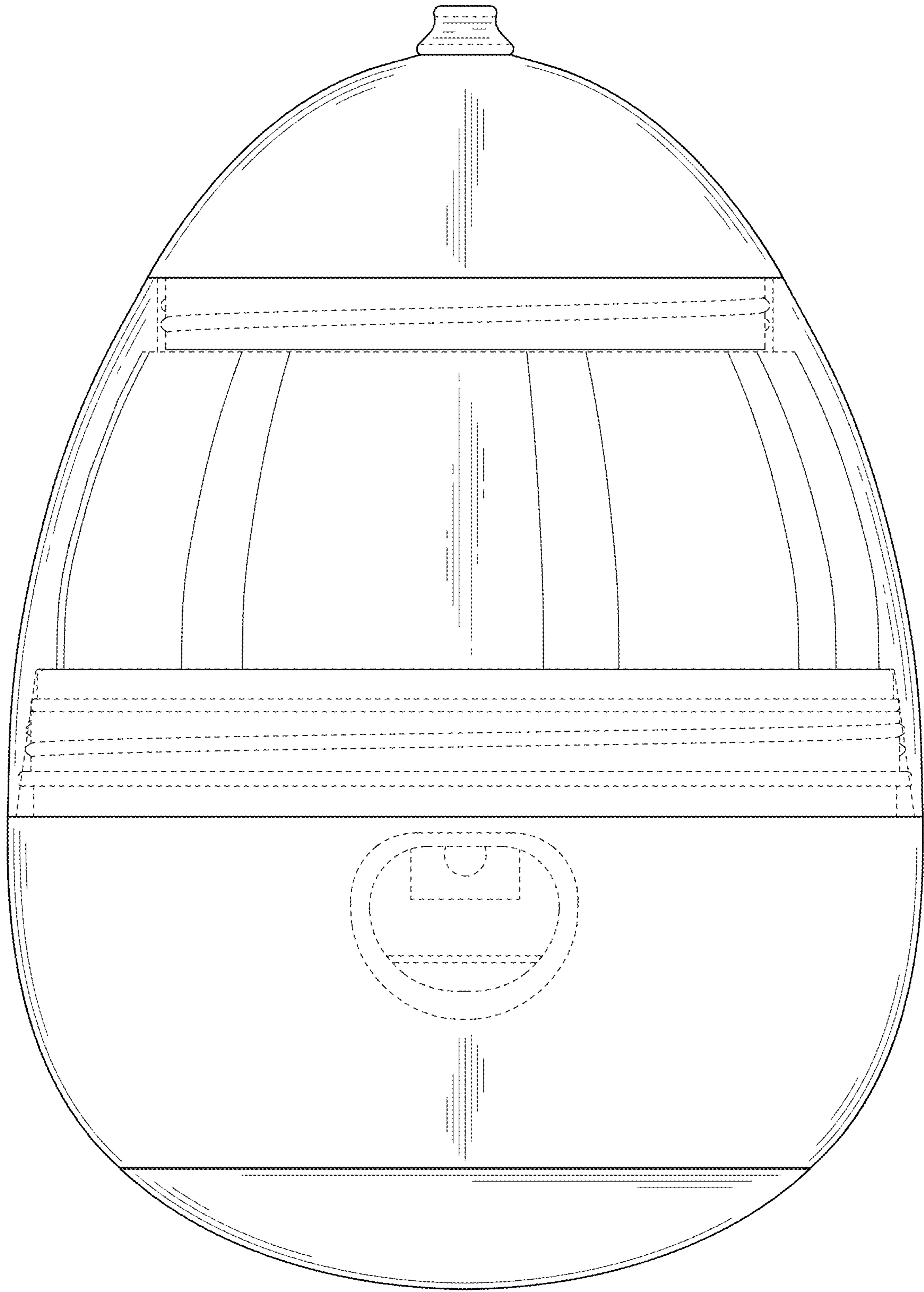


FIG. 3

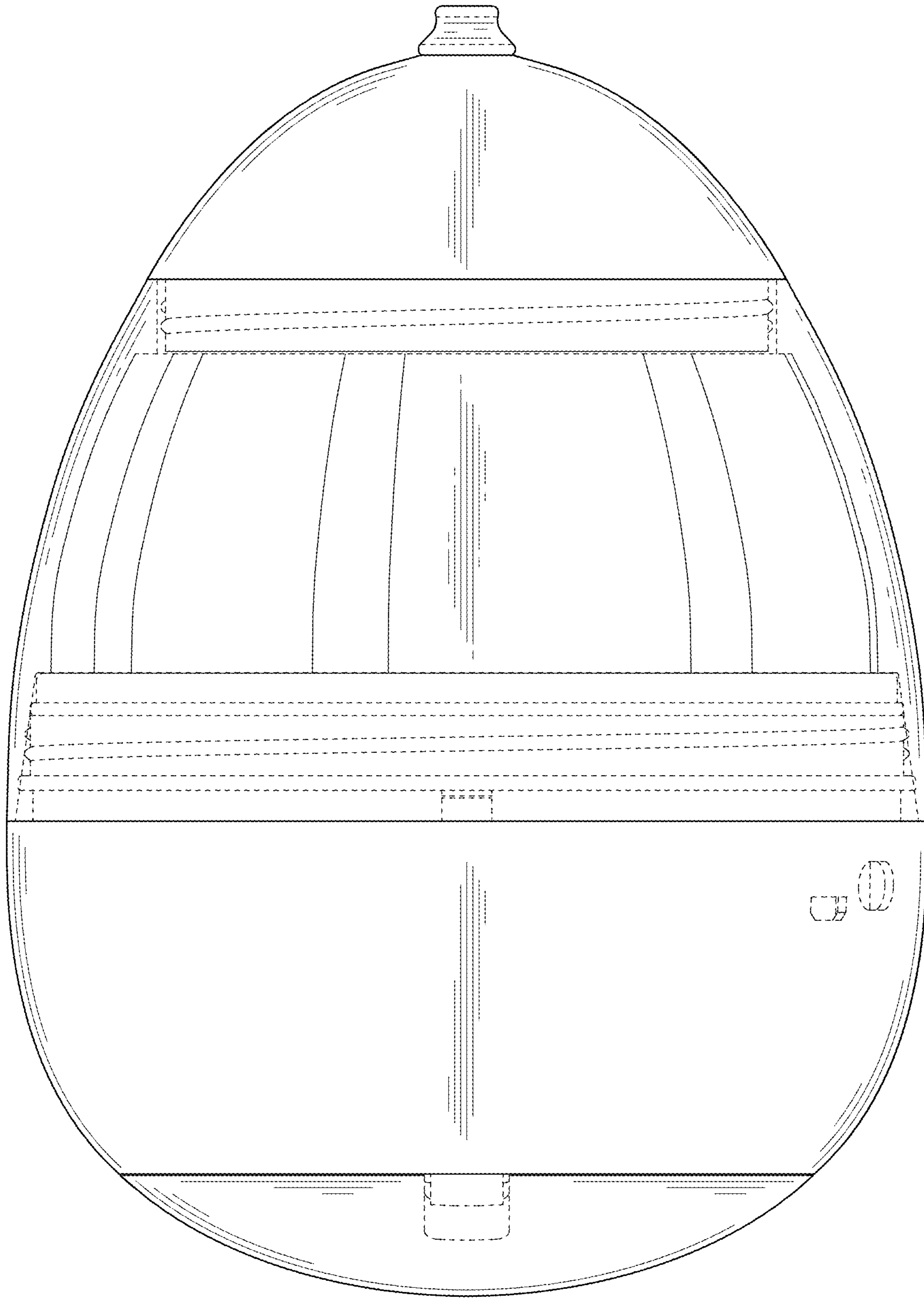


FIG. 4

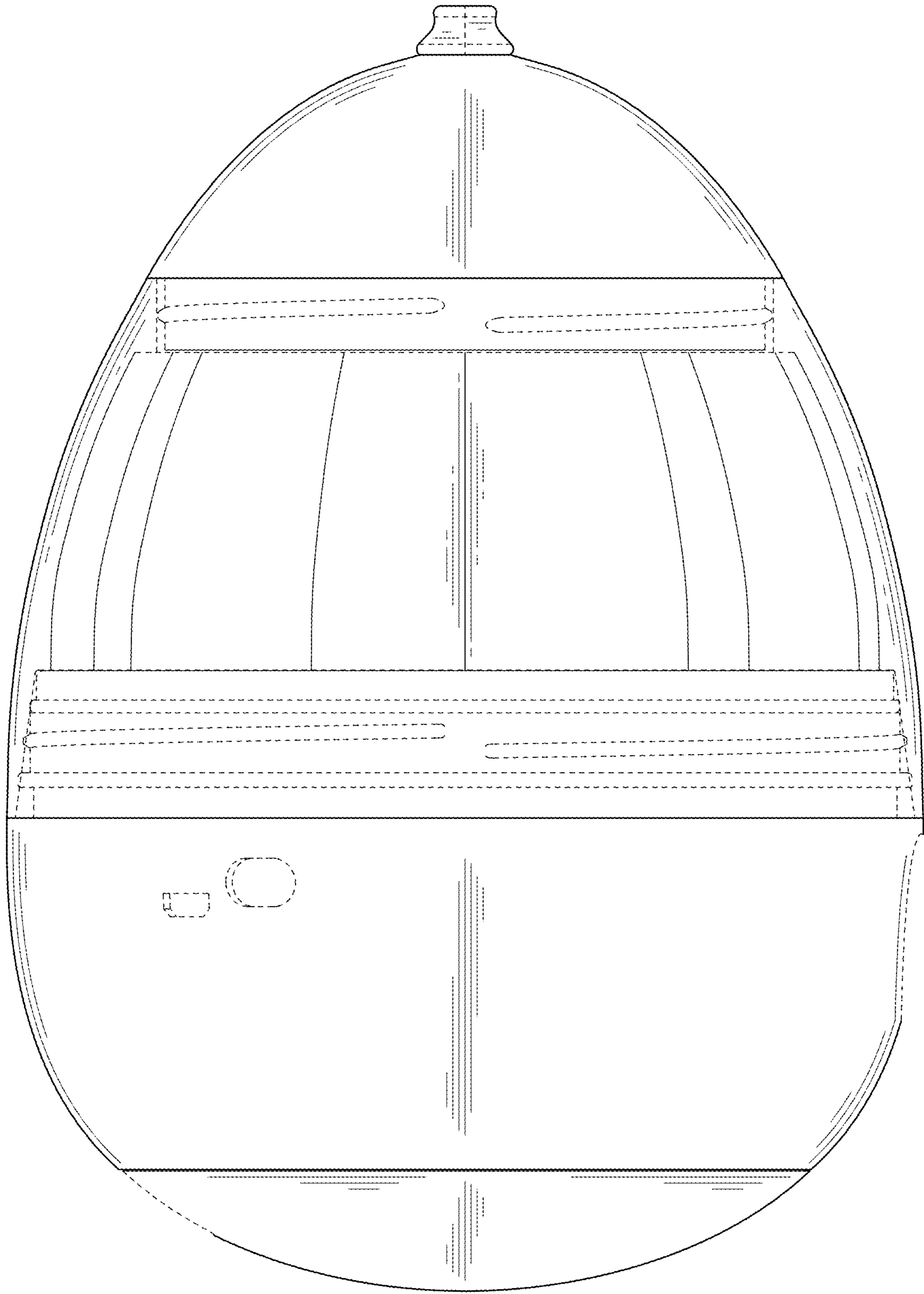


FIG. 5

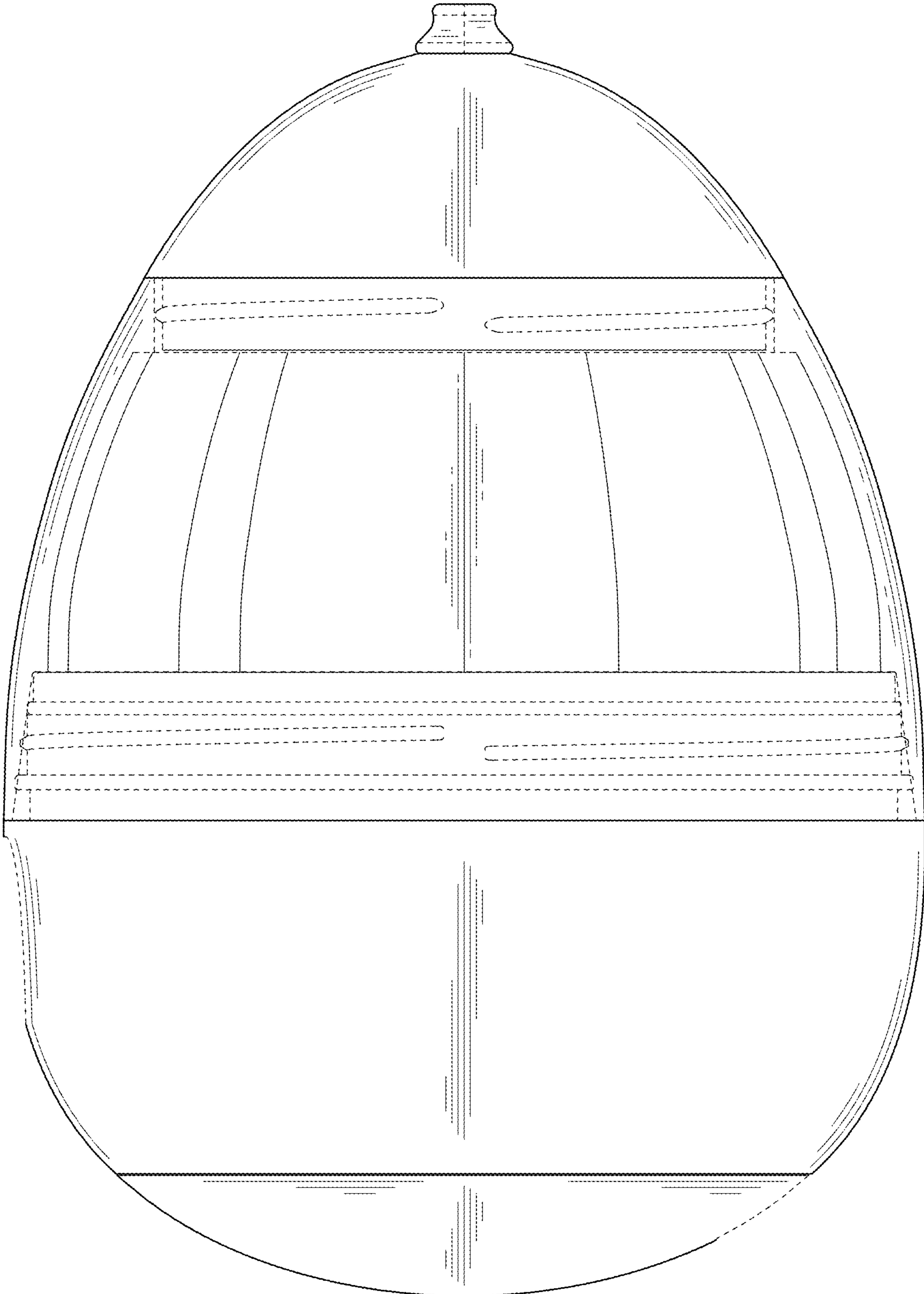


FIG. 6



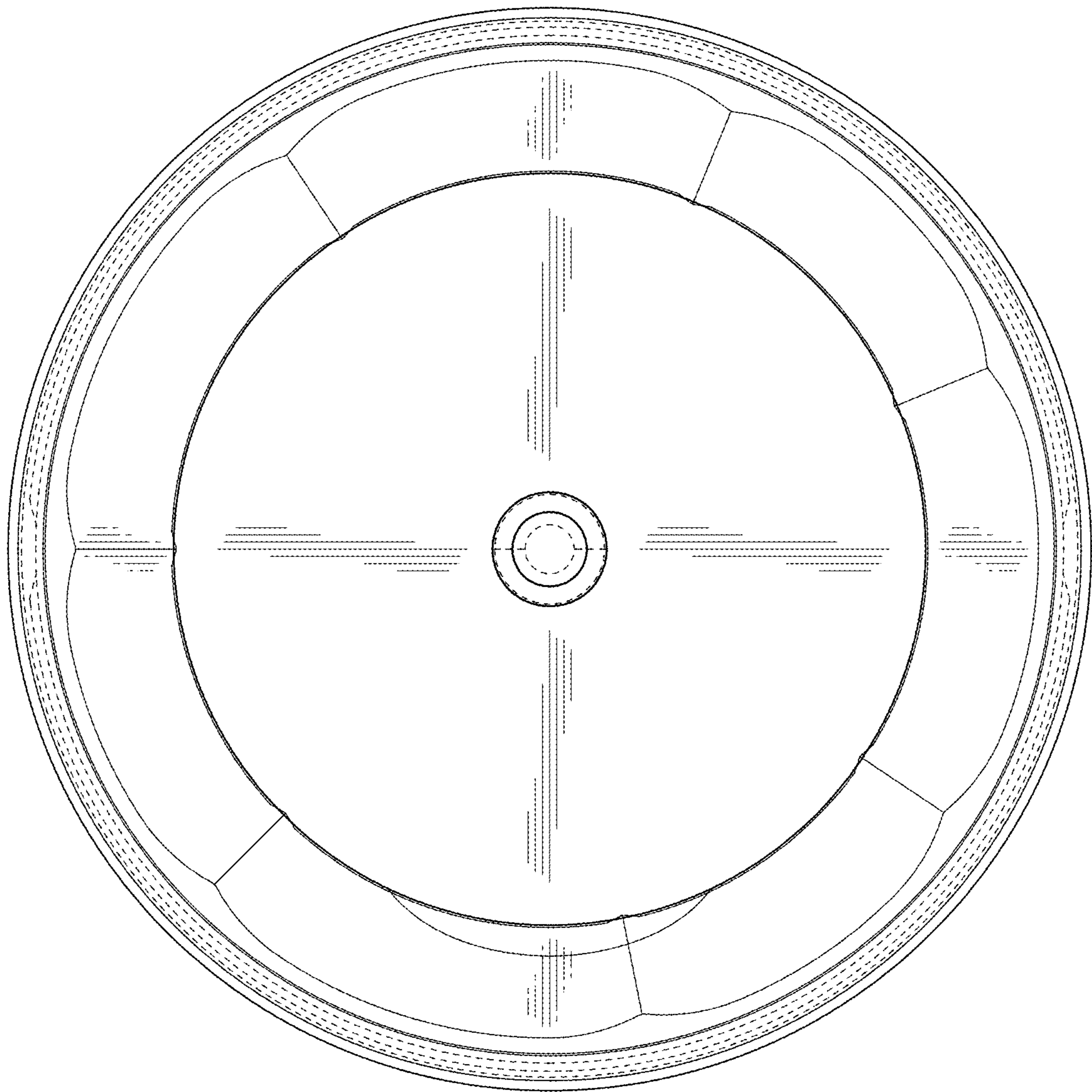


FIG. 7

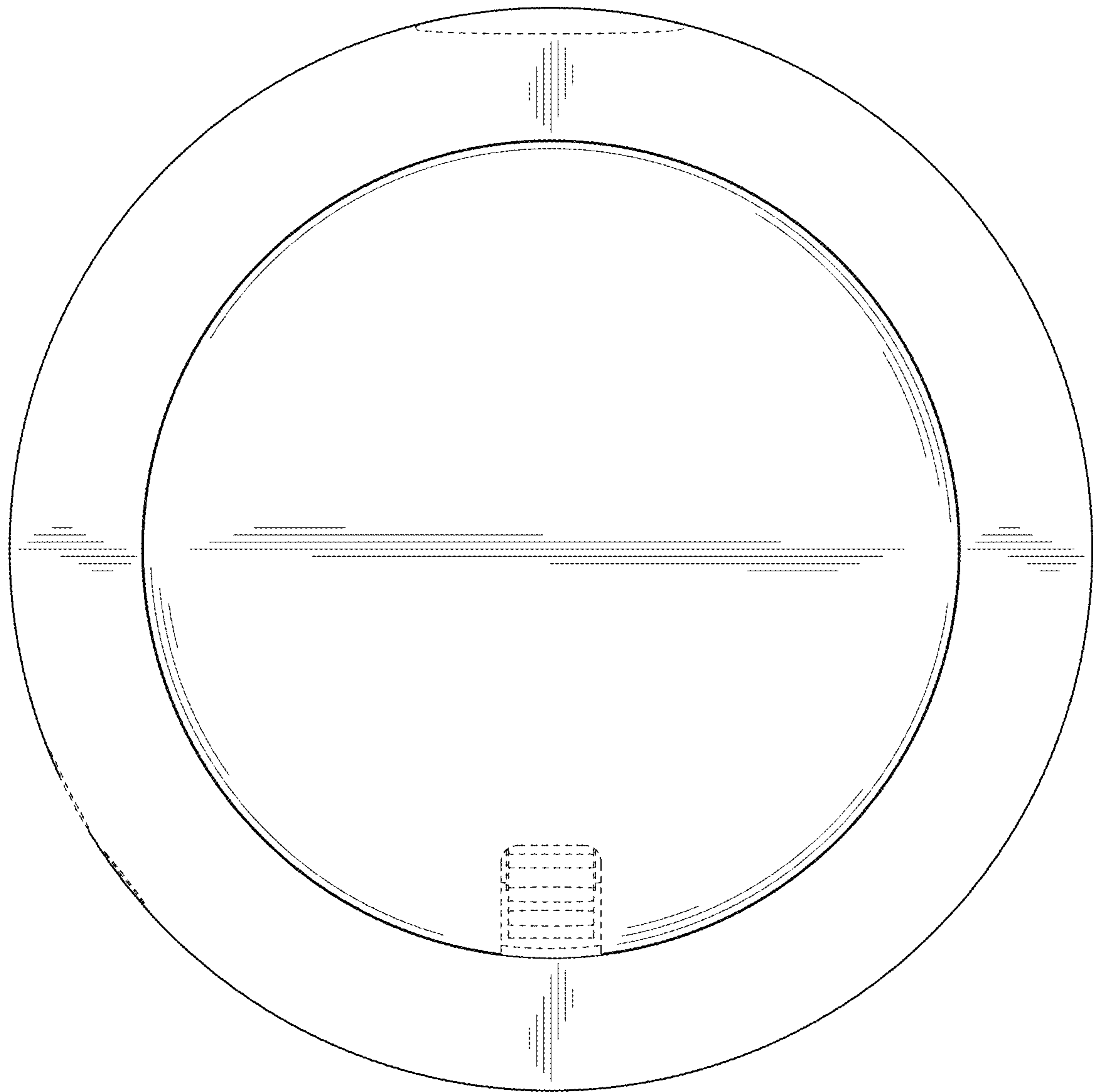


FIG. 8

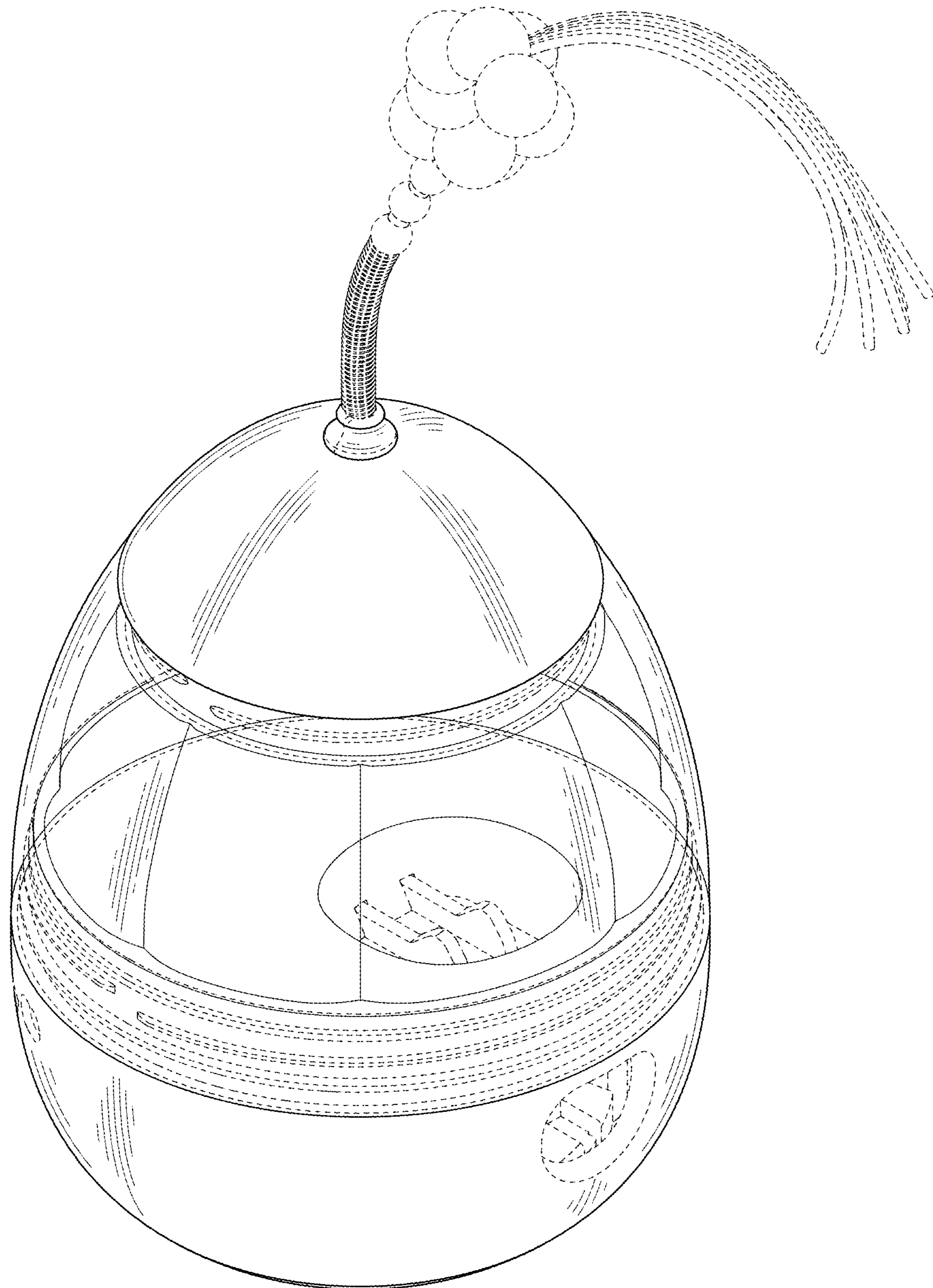


FIG. 9