



US00D943799S

(12) **United States Design Patent** (10) **Patent No.:** **US D943,799 S**
Li (45) **Date of Patent:** **** Feb. 15, 2022**

(54) **LAMP**

(71) Applicant: **Ling Li**, Jingmen (CN)

(72) Inventor: **Ling Li**, Jingmen (CN)

(**) Term: **15 Years**

(21) Appl. No.: **29/766,166**

(22) Filed: **Jan. 14, 2021**

(51) **LOC (13) Cl.** **26-03**

(52) **U.S. Cl.**
USPC **D26/88**

(58) **Field of Classification Search**
USPC D26/72, 80, 81, 83-88, 89, 90
CPC F21S 8/03; F21S 8/04; F21S 8/043; F21S
8/046; F21S 8/06; F21S 8/061; F21S
8/063; F21S 8/065
See application file for complete search history.

(56) **References Cited**

U.S. PATENT DOCUMENTS

- 3,598,988 A * 8/1971 Link F21V 11/18
362/277
- 5,645,343 A * 7/1997 Rinehimer F21S 8/065
362/235
- D557,854 S * 12/2007 Lewis D26/81
- D659,277 S 5/2012 Chen
- D659,278 S * 5/2012 Sage D26/81
- D705,475 S * 5/2014 Kitts D26/81
- D770,663 S * 11/2016 Nicholas D26/81
- D779,102 S * 2/2017 Garraton D26/81

- D794,861 S * 8/2017 Goorsenberg D26/84
- D810,987 S * 2/2018 Pan D26/88
- 10,161,601 B1 * 12/2018 Chen F21V 17/007
- D863,650 S * 10/2019 Gambrel D26/88
- D877,393 S 3/2020 Yu et al.
- D880,046 S * 3/2020 Orozco D26/81
- 2004/0165376 A1 * 8/2004 Wu F21V 5/06
362/147

OTHER PUBLICATIONS

Giluta Wood Bead Chandelier, ASIN: B08B849CY2 available at amazon.com Jun. 16, 2020. (Year: 2020).*

* cited by examiner

Primary Examiner — Clare E Heflin

(57) **CLAIM**

The ornamental design for a lamp, as shown and described.

DESCRIPTION

FIG. 1 is a perspective view of a lamp showing my new design;
FIG. 2 is another perspective view thereof;
FIG. 3 is a front elevational view thereof;
FIG. 4 is a rear elevational view thereof;
FIG. 5 is a left side elevational view thereof;
FIG. 6 is a right side elevational view thereof;
FIG. 7 is a top plan view thereof;
FIG. 8 is a bottom plan view thereof; and,
FIG. 9 is an enlarged view of portion 9 shown in FIG. 1.
The broken lines in the drawings depict portions of the lamp that form no part of the claimed design.

1 Claim, 9 Drawing Sheets

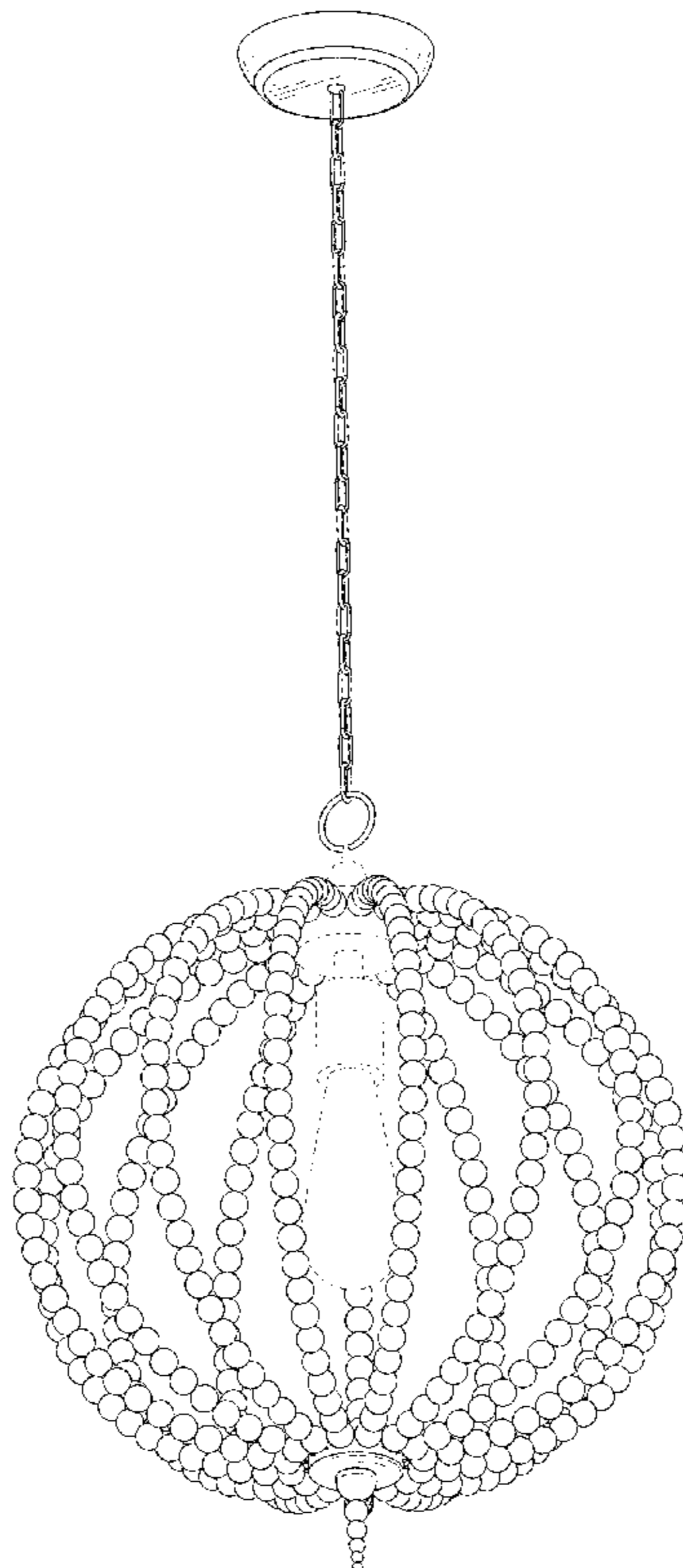




FIG. 1

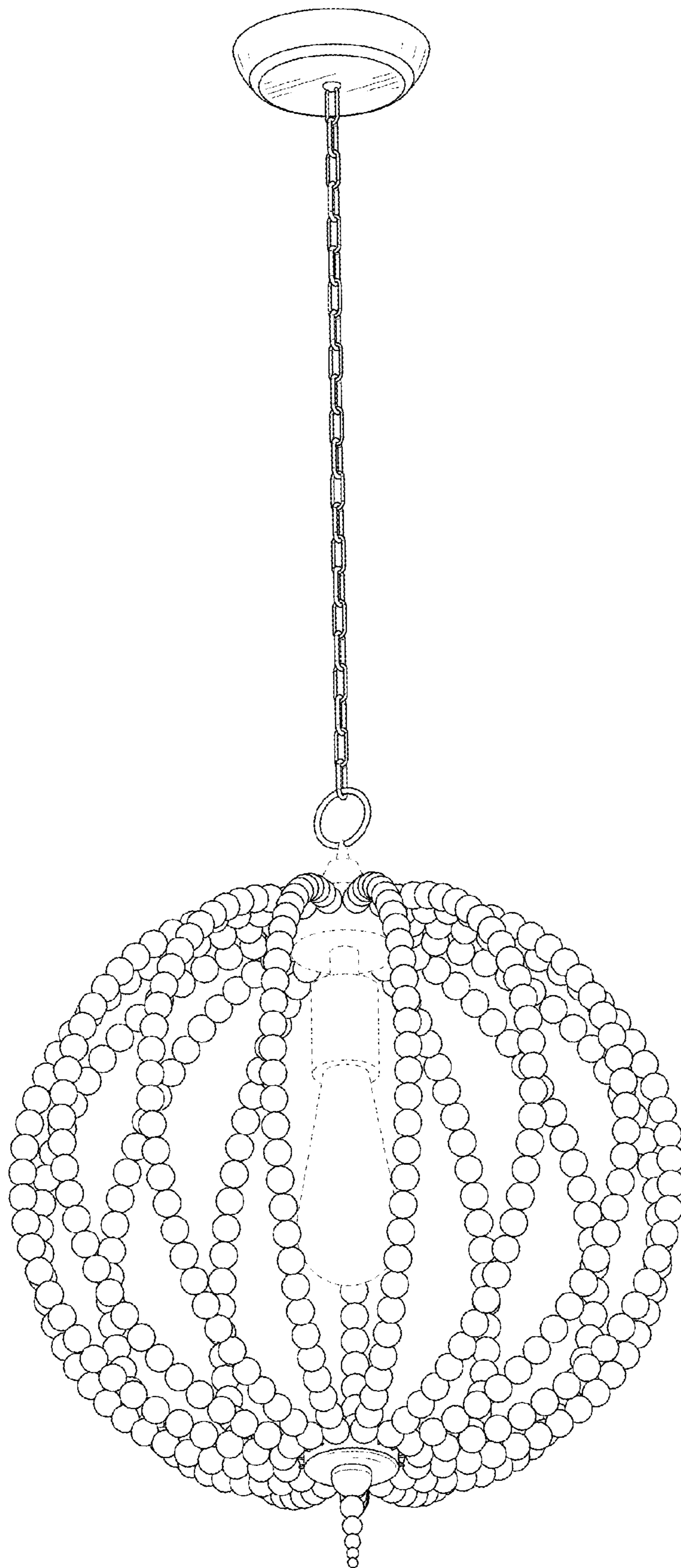


FIG. 2

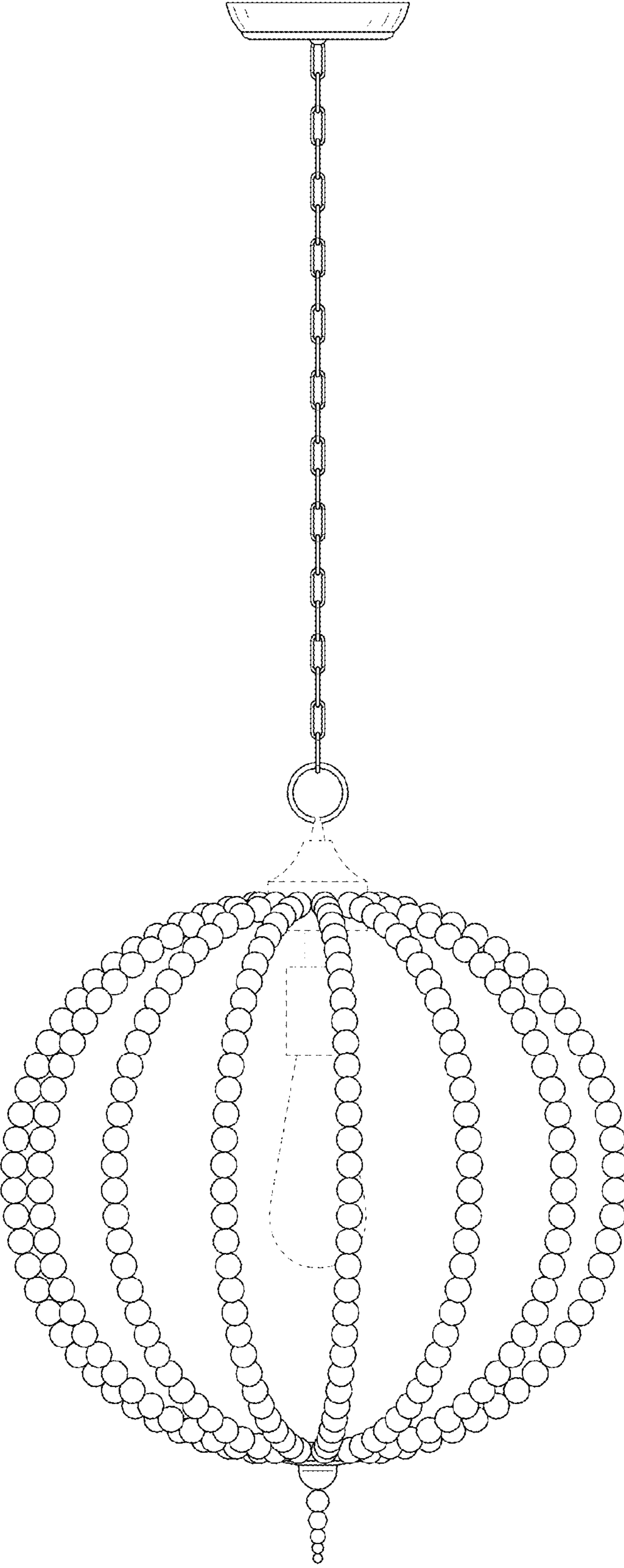


FIG. 3

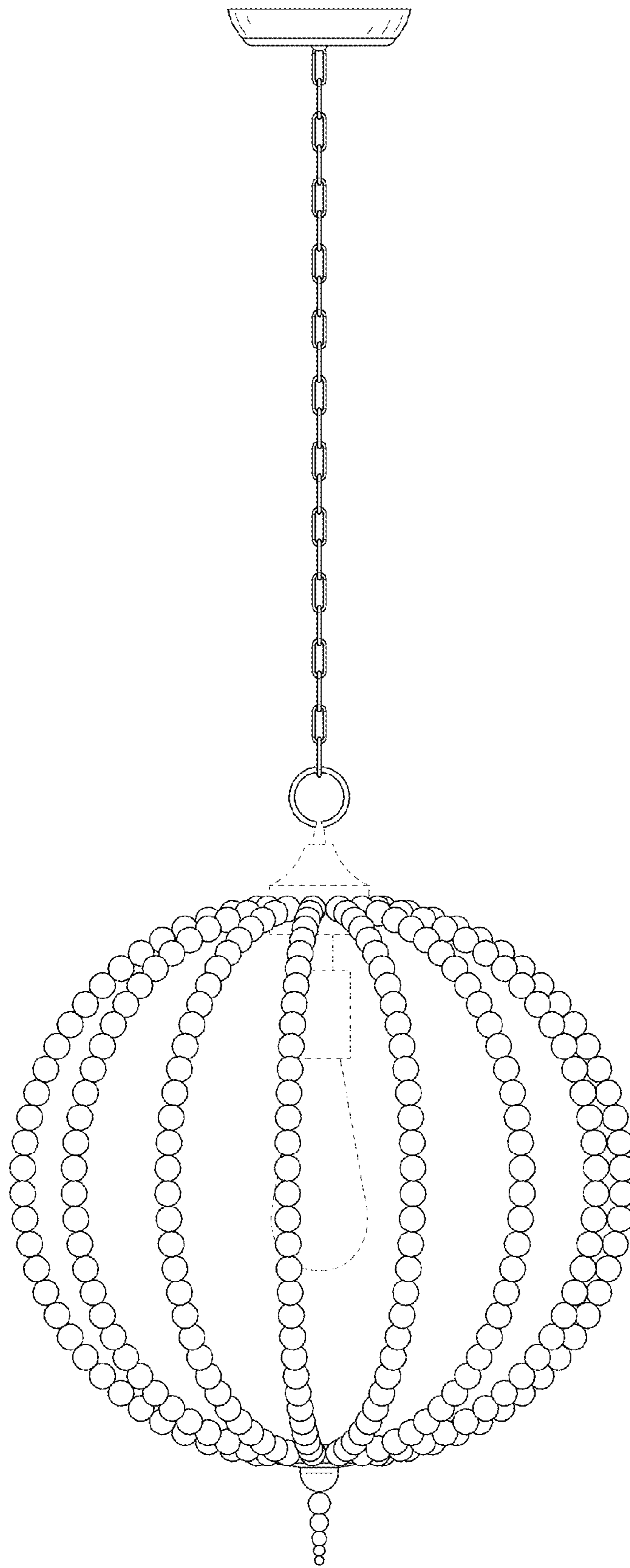


FIG. 4

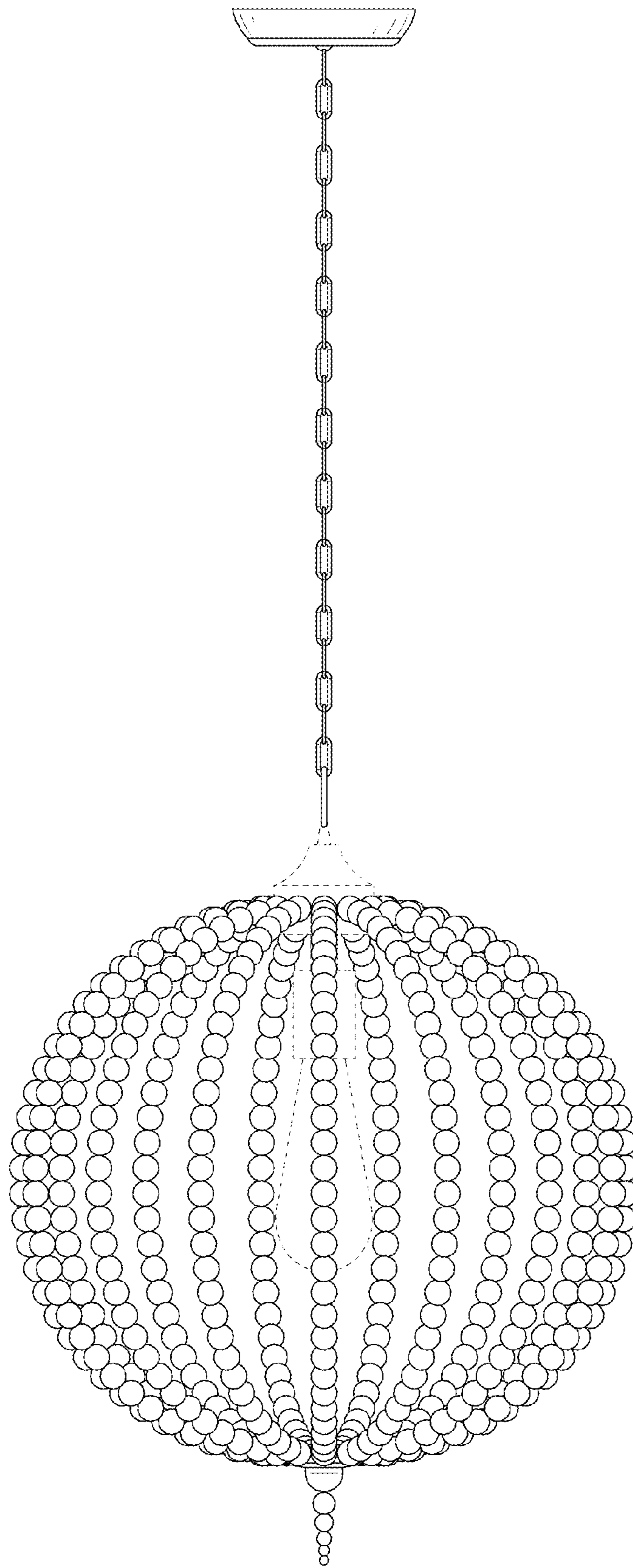


FIG. 5

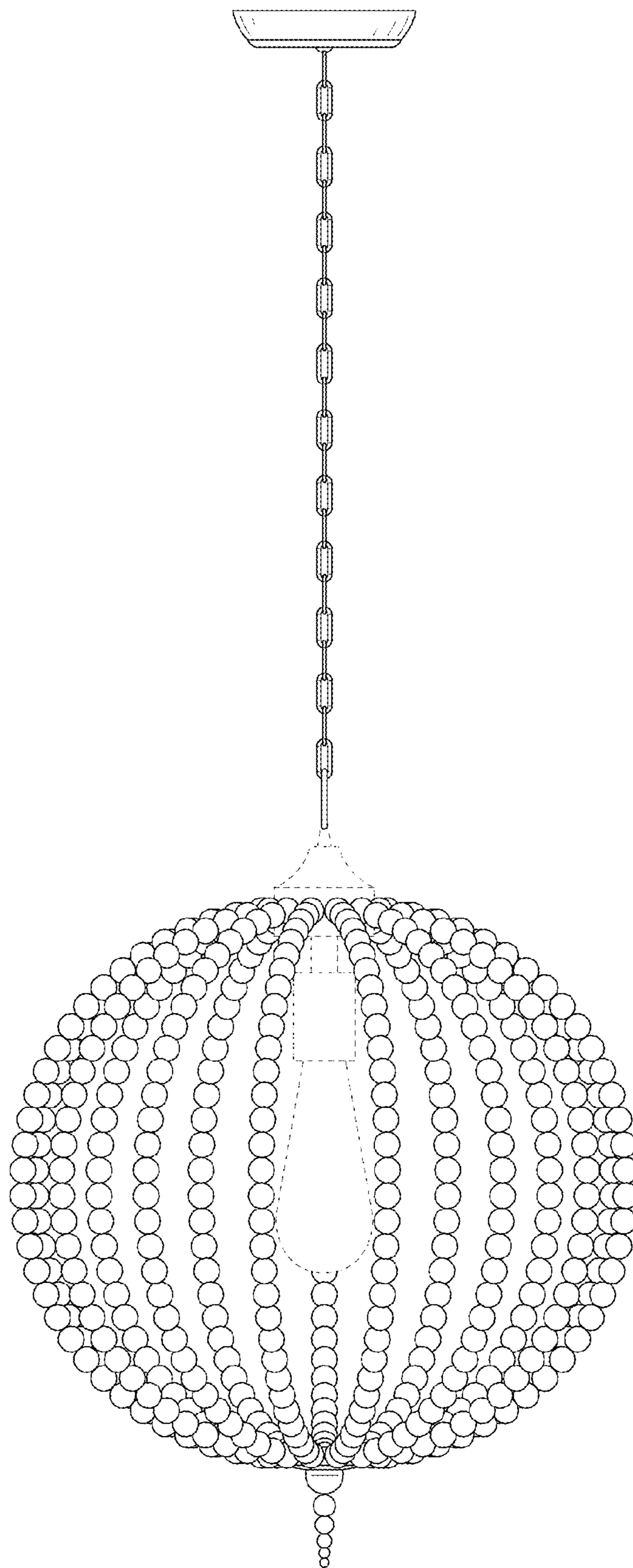


FIG. 6




FIG. 7




FIG. 8

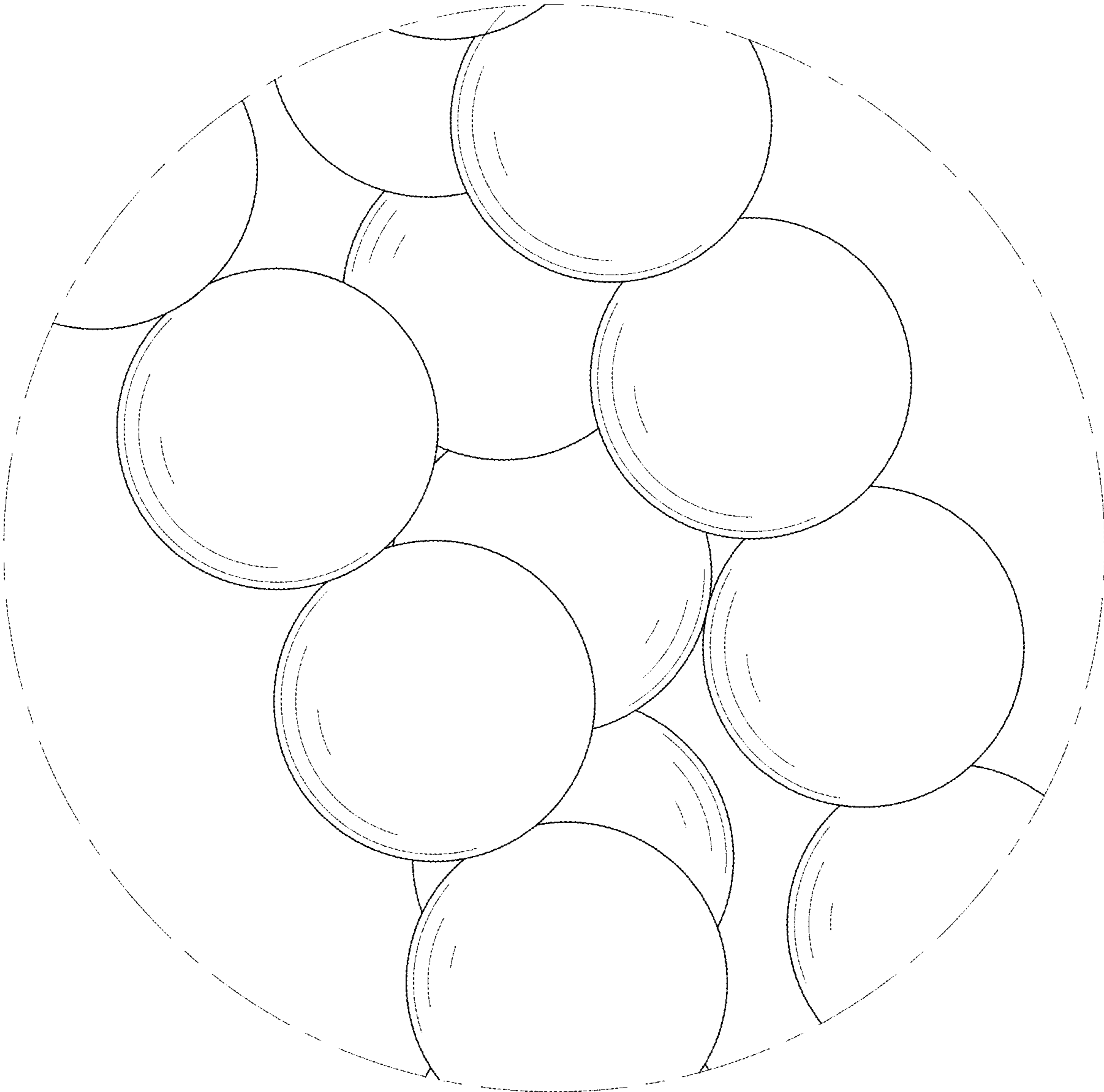


FIG. 9