



US00D943782S

(12) **United States Design Patent**
Fest

(10) **Patent No.:** **US D943,782 S**

(45) **Date of Patent:** **** Feb. 15, 2022**

- (54) **ACOUSTIC PANEL**
- (71) Applicant: **Corsair Memory, Inc.**, Fremont, CA (US)
- (72) Inventor: **Julian Fest**, Munich (DE)
- (73) Assignee: **CORSAIR MEMORY, INC.**, Fremont, CA (US)
- (**) Term: **15 Years**
- (21) Appl. No.: **29/762,126**
- (22) Filed: **Dec. 15, 2020**
- (30) **Foreign Application Priority Data**

Jun. 26, 2020 (EM) 008022842-0001

- (51) **LOC (13) Cl.** **25-01**
- (52) **U.S. Cl.**
USPC **D25/163**

- (58) **Field of Classification Search**
USPC D25/138, 157, 163; D14/330, 204, 242, D14/210
CPC G10K 2210/113; G10K 2210/118; G10K 2210/12; G10K 11/002; G10K 11/17861; E04B 2001/2481; E04B 2001/8414; E04B 2001/8419; E04B 2001/8423; E04B 2001/8428; E04B 1/74; E04B 1/84; E04B 1/88; E04B 1/90; E04B 1/99; E04B 1/994; E04B 1/82; E04B 1/8218; E04B 1/8227; E04B 1/8236; E04B 1/8404; E04B 1/8409; B32B 3/12
See application file for complete search history.

(56) **References Cited**

U.S. PATENT DOCUMENTS

- D249,367 S * 9/1978 Reese D25/163
- D288,243 S * 2/1987 Totani D25/157

- D299,872 S * 2/1989 Jennings D25/157
- D462,462 S * 9/2002 Ogawa D25/138
- D462,463 S * 9/2002 Ogawa D25/138
- D481,470 S * 10/2003 Moller, Jr. D25/163
- 6,983,821 B2 * 1/2006 Putt B28C 5/381
181/288
- D579,126 S * 10/2008 Mattingly D25/138
- 8,960,367 B1 * 2/2015 Leclerc G10K 11/20
181/286
- 9,322,165 B2 * 4/2016 Luhtala E04B 1/84
- D867,622 S * 11/2019 Li D25/138
- 2017/0217126 A1 * 8/2017 Wu B32B 3/08
- 2018/0051462 A1 * 2/2018 Hakuta E04B 1/86
- 2019/0024589 A1 * 1/2019 Bowen F02C 7/24

FOREIGN PATENT DOCUMENTS

- CA 2999458 A1 * 11/2018 E04B 1/94
- WO WO-2018034949 A1 * 2/2018 E04B 1/86

* cited by examiner

Primary Examiner — Doris Clark

(74) *Attorney, Agent, or Firm* — Harness, Dickey & Pierce, P.L.C.


(57) **CLAIM**

The ornamental design for an acoustic panel, as shown and described.

DESCRIPTION

FIG. 1 is a perspective view of the acoustic panel, showing my new design;
 FIG. 2 is an exploded front view of the acoustic panel as shown in FIG. 1; and,
 FIG. 3 is an exploded rear view of the acoustic panel as shown in FIG. 1.

1 Claim, 3 Drawing Sheets






FIG. 1




FIG. 2




FIG. 3