



US00D943780S

(12) **United States Design Patent**
Niemiec

(10) **Patent No.:** **US D943,780 S**

(45) **Date of Patent:** **** *Feb. 15, 2022**

(54) **VENTILATED CEILING TILE**

(71) Applicant: **WLC Enterprises, Inc.**, Schaumburg, IL (US)

(72) Inventor: **Darrin Niemiec**, Schaumburg, IL (US)

(73) Assignee: **WLC Enterprises, Inc.**, Schaumburg, IL (US)

(*) Notice: This patent is subject to a terminal disclaimer.

(**) Term: **15 Years**

(21) Appl. No.: **29/653,381**

(22) Filed: **Jun. 14, 2018**

(51) **LOC (13) Cl.** **25-01**

(52) **U.S. Cl.**

USPC **D25/153**

(58) **Field of Classification Search**

USPC D25/153, 155
CPC .. F21V 33/0096; F21V 33/0092; F24F 13/06;
F24F 13/068; F24F 13/078; F24F
2221/14; E04B 2009/026; E04B 9/02;
E04B 9/0464; E04B 9/006

See application file for complete search history.

(56) **References Cited**

U.S. PATENT DOCUMENTS

D253,968 S * 1/1980 Bogan D25/155
D553,263 S * 10/2007 Kim D25/155
D713,063 S * 9/2014 Parker D25/153
9,145,677 B2 * 9/2015 Wang E04B 9/06

9,175,473 B2 * 11/2015 Kaump E04B 9/248
9,341,387 B2 * 5/2016 Cursetjee F24F 13/078
9,874,012 B2 * 1/2018 Shimizu E04B 9/003
9,938,724 B2 * 4/2018 Walters H02G 3/263
10,006,619 B1 * 6/2018 Niemiec F21V 29/673
10,344,475 B1 * 7/2019 Alnakkar E04B 9/0464
10,365,007 B2 * 7/2019 Fujita F24F 13/14
10,405,942 B2 * 9/2019 Schreiber E04B 9/02
10,501,936 B2 * 12/2019 Rimmer E04B 9/006

* cited by examiner

Primary Examiner — Doris Clark

(74) *Attorney, Agent, or Firm* — Vitale, Vickrey, Niro & Gasey LLP

(57) **CLAIM**

I claim the ornamental design for a ventilated ceiling tile, as shown and described.

DESCRIPTION

FIG. 1 is a bottom view of a ventilated ceiling tile;
FIG. 2 is a top view thereof;
FIG. 3 is a right-side view thereof;
FIG. 4 is a front view thereof;
FIG. 5 is a left-side view thereof;
FIG. 6 is a back view thereof;
FIG. 7 is a perspective view thereof;
FIG. 8 is a bottom view thereof, the broken lines and the number 9 serve to identify the location of drawing view 9, and do not form part of the claimed design; and,
FIG. 9 is an enlarged fragmented view of FIG. 8, the broken lines do not form part of the claimed design.

1 Claim, 7 Drawing Sheets

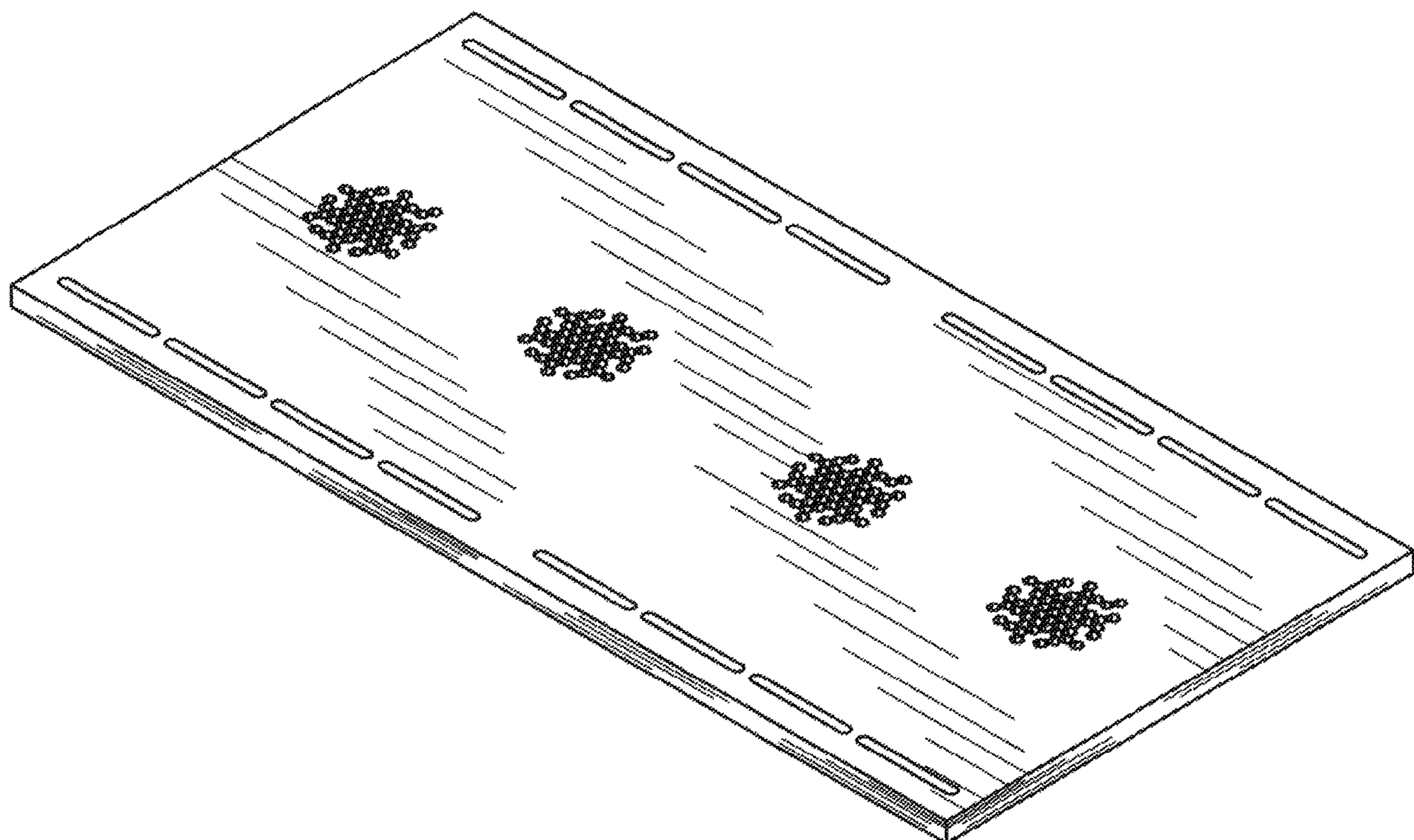


FIGURE 1

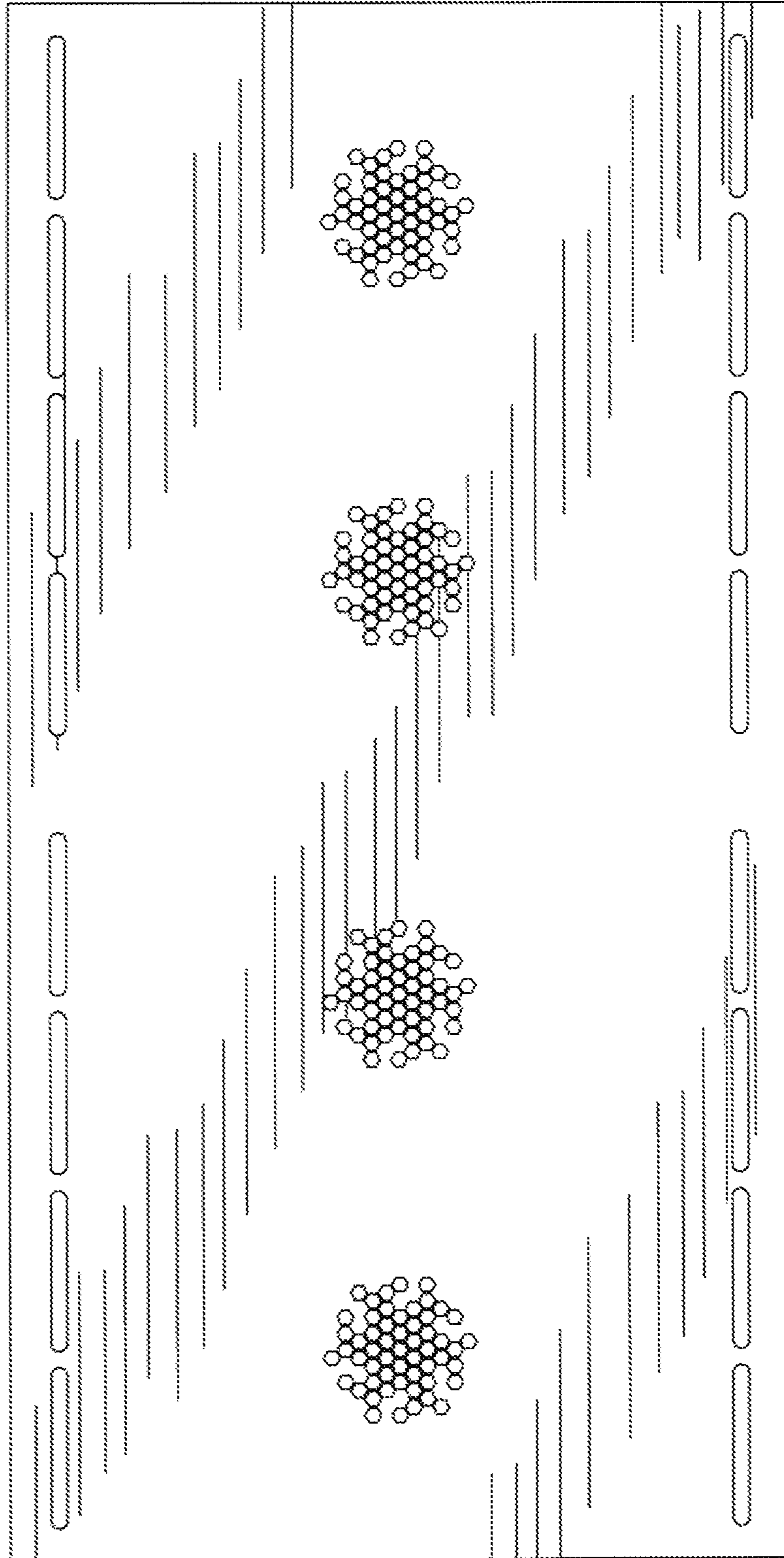


FIGURE 2

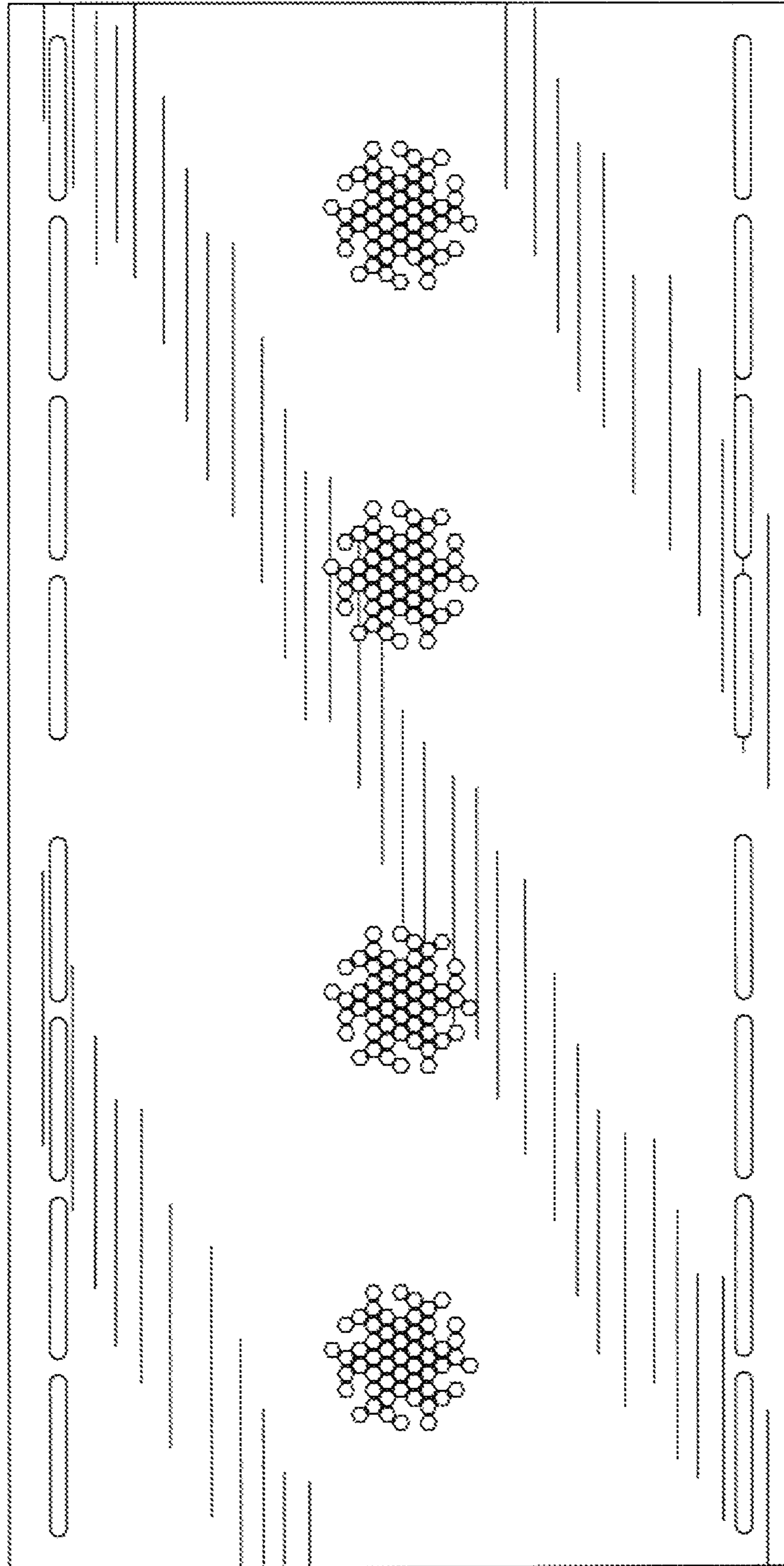


FIGURE 3



FIGURE 4




FIGURE 5



FIGURE 6

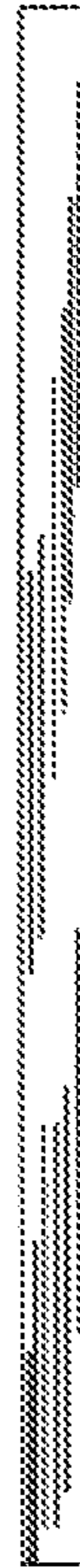


FIGURE 7

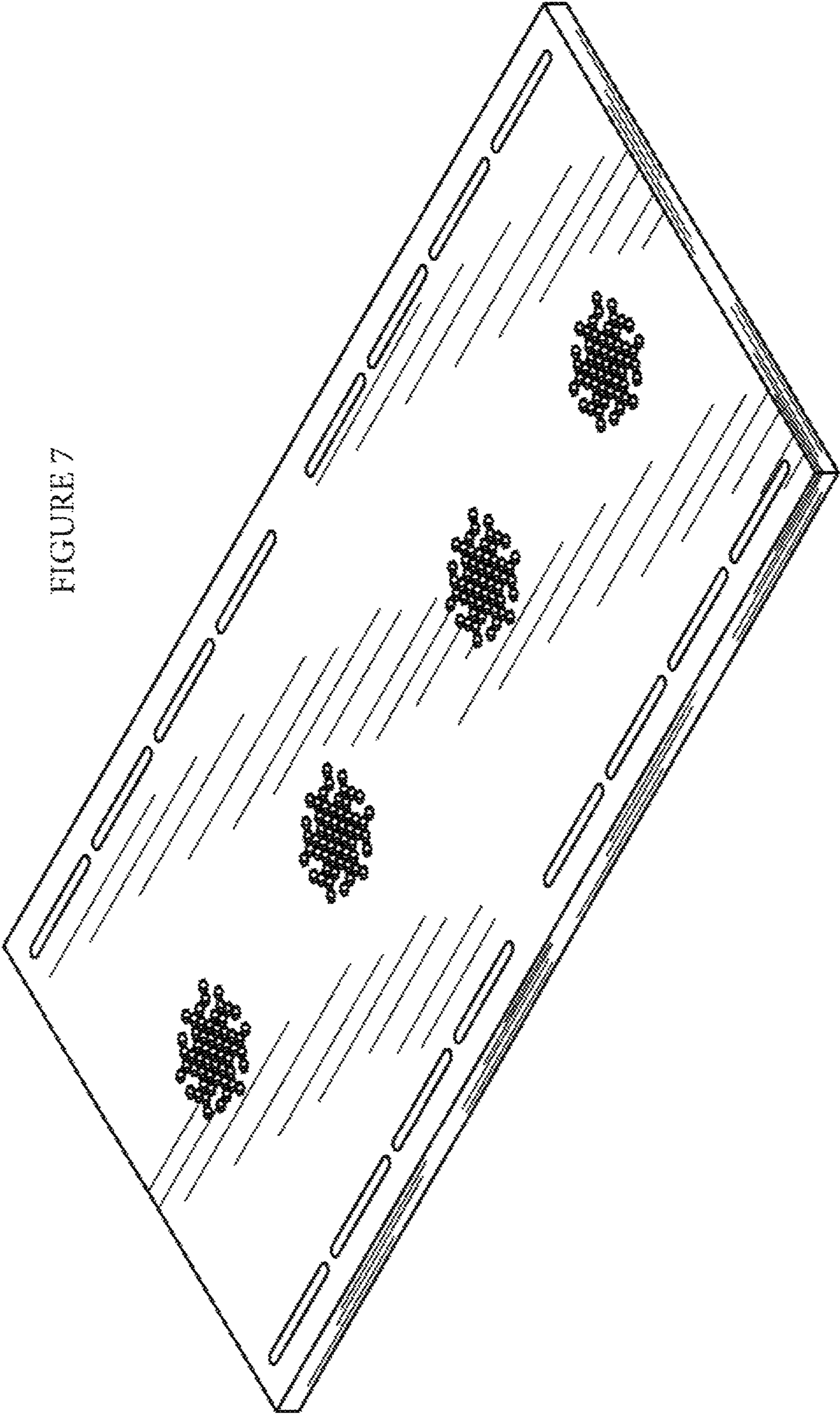
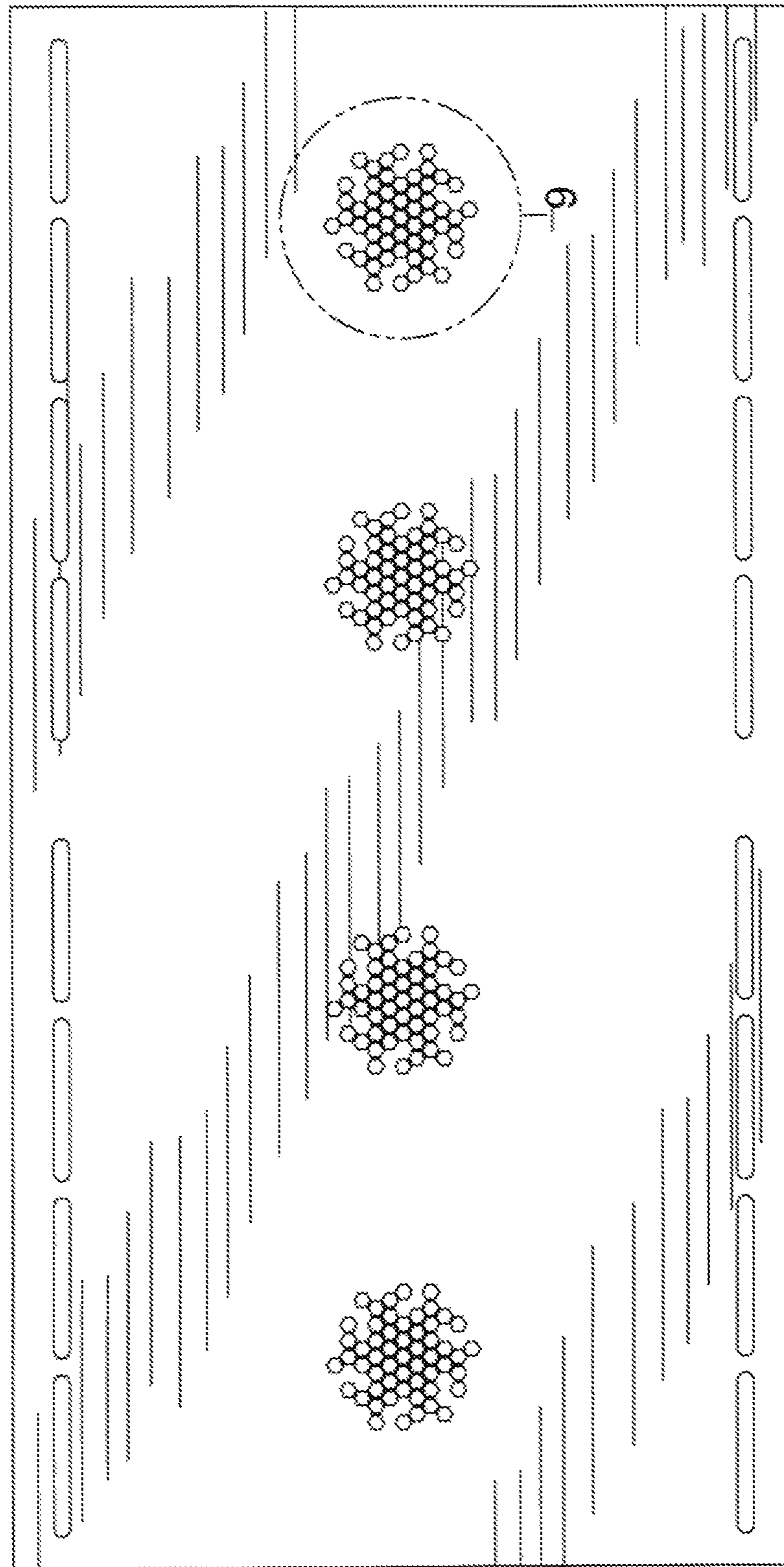


FIGURE 8



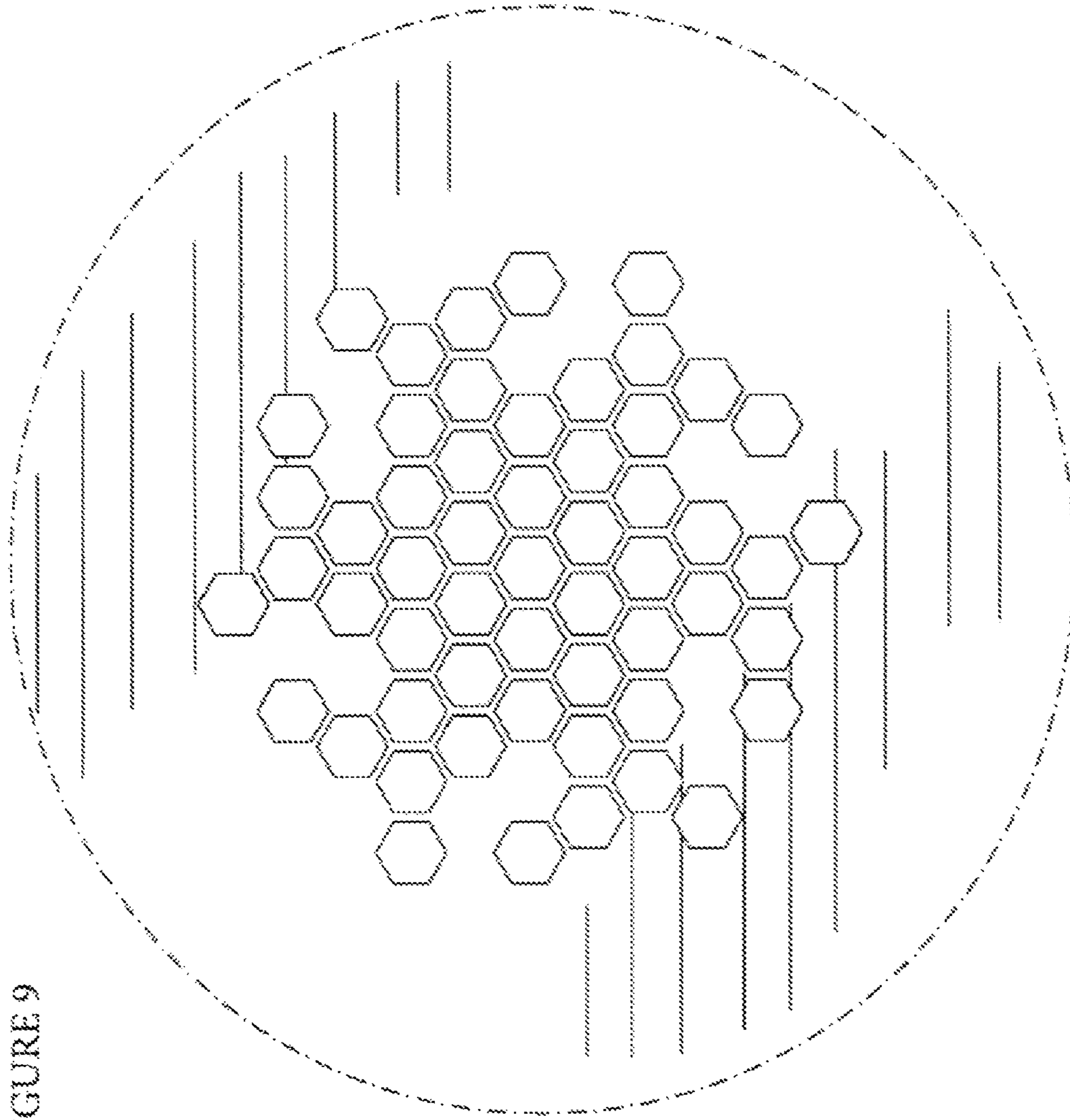


FIGURE 9