



US00D943761S

(12) **United States Design Patent**
Goh et al.

(10) **Patent No.:** **US D943,761 S**

(45) **Date of Patent:** **** Feb. 15, 2022**

(54) **SPECIMEN COLLECTION EQUIPMENT**

(71) Applicant: **BIONLIFESCIENCE Co., Ltd.**,
Guri-si (KR)

(72) Inventors: **Chang Wook Goh**, Seoul (KR); **Bong Yoon Kim**, Goyang-si (KR); **Joong Hwan Jeong**, Bucheon-si (KR)

(73) Assignee: **BIONLIFESCIENCE CO., LTD.**,
Guri-si (KR)

(**) Term: **15 Years**

(21) Appl. No.: **29/772,278**

(22) Filed: **Mar. 1, 2021**

(30) **Foreign Application Priority Data**

Sep. 2, 2020 (KR) 30-2020-0041418

(51) **LOC (13) Cl.** **24-01**

(52) **U.S. Cl.**
USPC **D24/216**

(58) **Field of Classification Search**
USPC D24/216, 219, 223-227, 231, 232, 233,
D24/234, 119, 121, 133, 146, 147;
D10/81

CPC B01L 3/5029; B01L 2300/041; B01L
2300/042; A61B 10/02; A61B 2010/0216;
A61B 2010/0074; A01N 1/0273; A01N
1/0247; A01N 1/0268; A01N 1/02; A01N
2001/007; A01N 2001/028

See application file for complete search history.

(56) **References Cited**

U.S. PATENT DOCUMENTS

7,211,061 B1 * 5/2007 Maxwell A61M 31/00
604/1
D583,066 S * 12/2008 Afifyan D24/216

D614,292 S * 4/2010 Anderson D24/119
D768,868 S * 10/2016 Inoue D24/216
D809,140 S * 1/2018 Sasayama D24/147
D821,602 S * 6/2018 Sever G01N 27/3273
D24/216
D834,215 S * 11/2018 D'Aoust D24/216
D917,715 S * 4/2021 Nemeth D24/216
2011/0275153 A1 * 11/2011 Butler A01N 1/0268
435/374
2014/0083213 A1 * 3/2014 Triva G01N 1/02
73/864
2016/0367227 A1 * 12/2016 Triva G01N 1/02
2021/0307972 A1 * 10/2021 El-Fahmawi A61F 13/385

* cited by examiner

Primary Examiner — Anhdao Doan

(74) *Attorney, Agent, or Firm* — Novick, Kim & Lee,
PLLC; Jae Youn Kim; Hyun Woo Shin

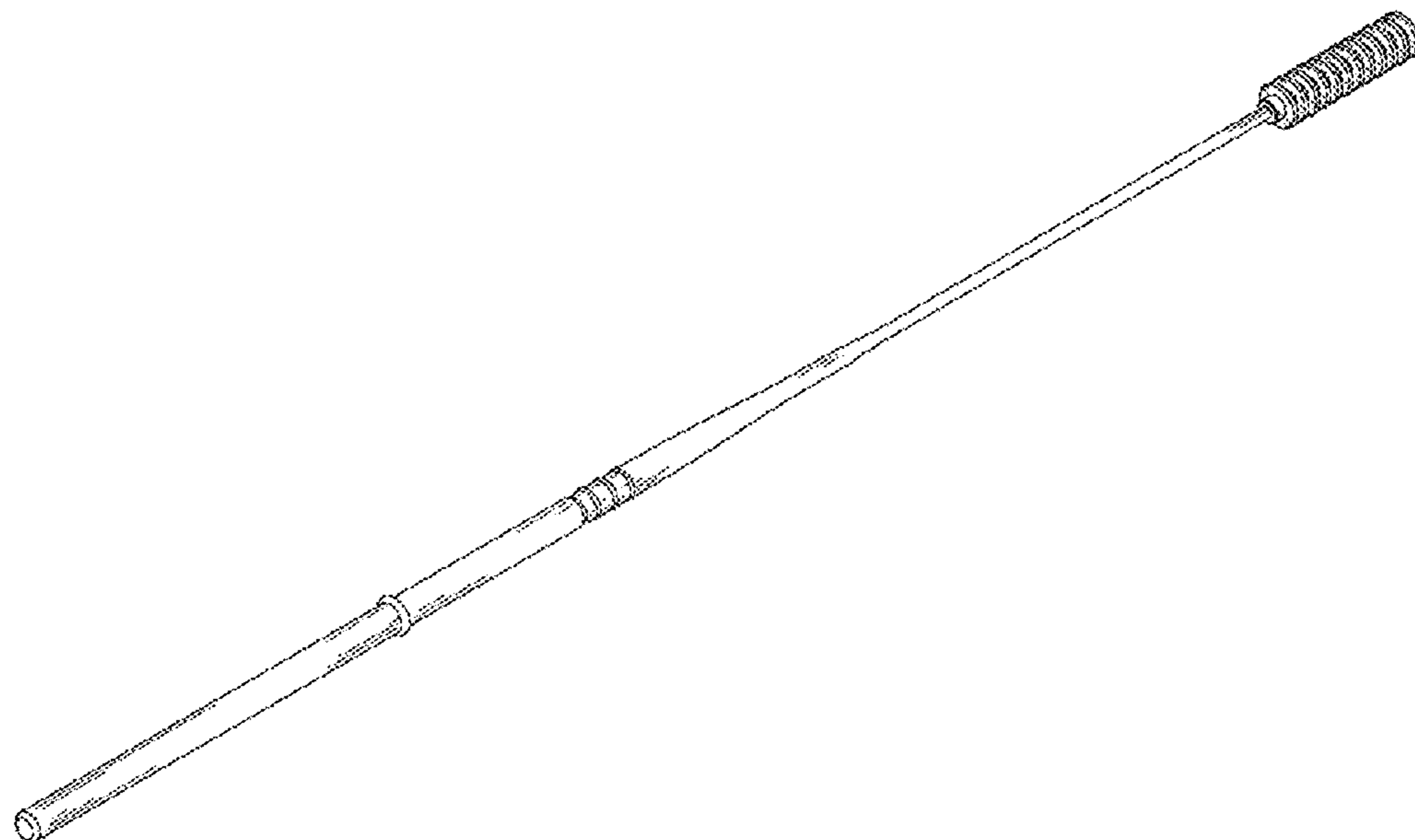
(57) **CLAIM**

We claim the ornamental design for a specimen collection equipment, as shown and described.

DESCRIPTION

FIG. 1 is a perspective view of a specimen collection equipment, showing our new design;
FIG. 2 is a front elevational view thereof;
FIG. 3 is a rear elevational view thereof;
FIG. 4 is a left side elevational view thereof;
FIG. 5 is a right side elevational view thereof;
FIG. 6 is a top plan view thereof; and,
FIG. 7 is a bottom plan view thereof.

1 Claim, 5 Drawing Sheets



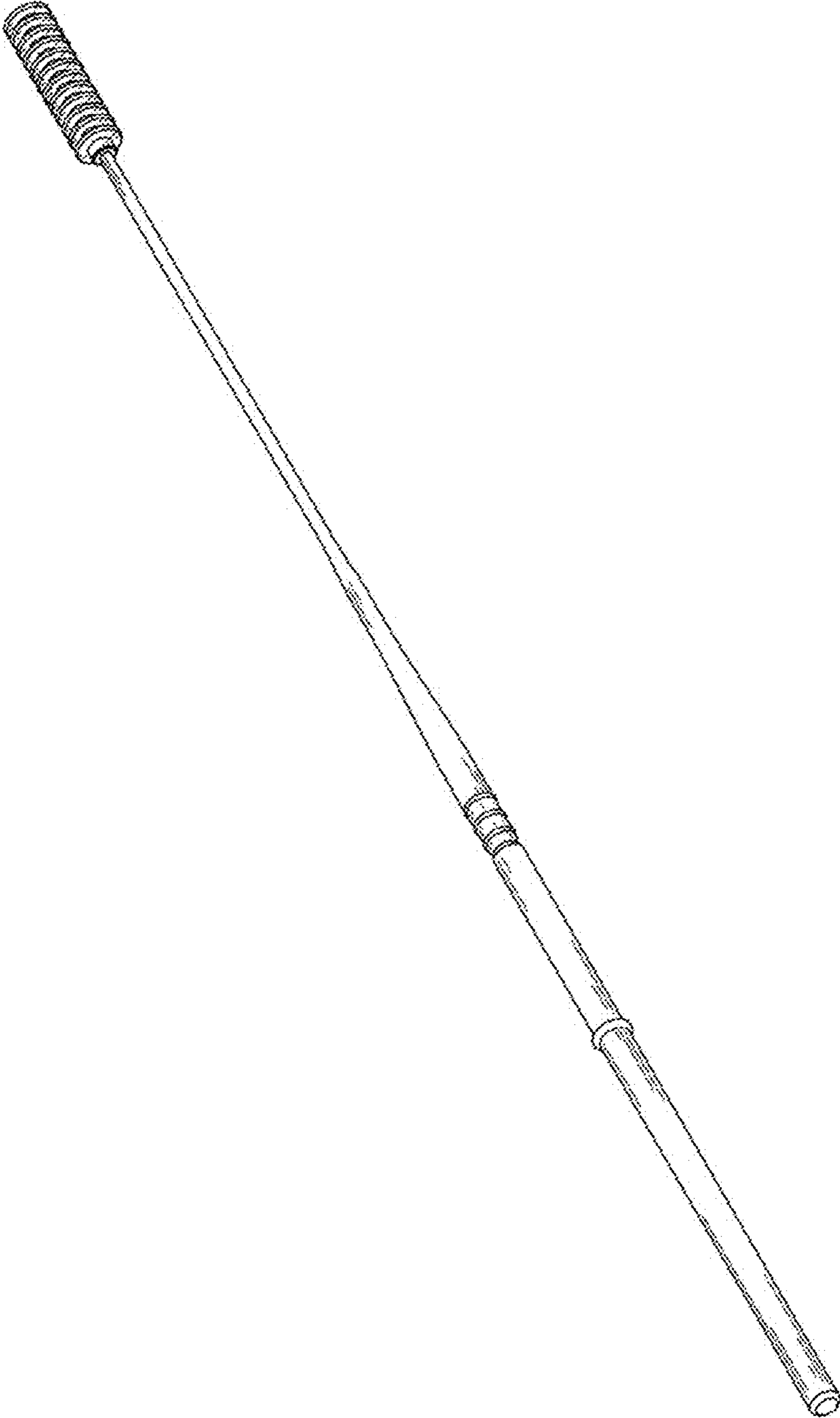


FIG. 1



FIG. 2



FIG. 3




FIG. 4




FIG. 5

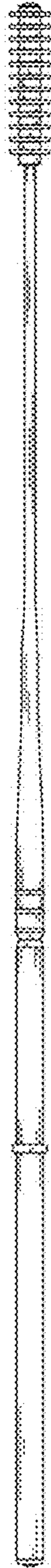


FIG. 6




FIG. 7