



US00D943746S

(12) **United States Design Patent** (10) **Patent No.:** **US D943,746 S**  
**Han** (45) **Date of Patent:** **\*\* Feb. 15, 2022**

(54) **NEEDLE FOR SKIN STIMULATOR**  
(71) Applicant: **DTS MG Co., Ltd**, Seoul (KR)  
(72) Inventor: **Ki Soo Han**, Seoul (KR)  
(73) Assignee: **DTS MG CO., LTD**, Seoul (KR)  
(\*\*) Term: **15 Years**

(21) Appl. No.: **29/717,985**

(22) Filed: **Dec. 20, 2019**

(51) **LOC (13) Cl.** ..... **24-02**

(52) **U.S. Cl.**  
USPC ..... **D24/147; D8/20**

(58) **Field of Classification Search**  
USPC ..... D24/146, 147, 133, 127, 211, 214;  
D8/16, 19, 20, 95, 98; D28/44, 44.1,  
D28/44.2, 45, 52, 53, 54  
CPC ..... A61B 17/322; A61B 17/3225; A61B  
2017/00747; A61B 2017/00761; A61B  
2017/320004; A61B 2017/320008; A61B  
2017/3225  
See application file for complete search history.

(56) **References Cited**

**U.S. PATENT DOCUMENTS**

D4,255 S \* 7/1870 Rhodes ..... D8/20  
318,316 A \* 5/1885 Smith ..... B23D 61/121  
83/849  
2,301,539 A \* 11/1942 Hechler ..... B23D 63/10  
76/46

D586,633 S \* 2/2009 Taylor ..... D8/20  
D665,533 S \* 8/2012 Hazard ..... D28/44  
D745,351 S \* 12/2015 Tyner ..... D8/20  
D745,352 S \* 12/2015 Tyner ..... D8/20  
D829,907 S \* 10/2018 Wonderley ..... D24/147  
D829,908 S \* 10/2018 Wonderley ..... D24/147  
D830,552 S \* 10/2018 Wonderley ..... D24/147

\* cited by examiner

*Primary Examiner* — Lilyana Bekic

*Assistant Examiner* — Lee D. Starr

(74) *Attorney, Agent, or Firm* — Lex IP Meister, PLLC

(57) **CLAIM**

The ornamental design for a needle for skin stimulator, as shown and described.

**DESCRIPTION**

FIG. 1 is a perspective view of a needle for skin stimulator showing my new design;  
FIG. 2 is a front elevational view thereof;  
FIG. 3 is a left side elevational view thereof;  
FIG. 4 is a right side elevational view thereof;  
FIG. 5 is a top plan view thereof;  
FIG. 6 is an enlarged sectional view thereof; taken along line VI-VI of FIG. 2;  
FIG. 7 is a perspective view thereof; showing the needle for skin stimulator in an environment of use; and,  
FIG. 8 is a second perspective view thereof; showing the needle for skin stimulator in an environment of use.  
The broken lines in FIGS. 7 and 8 depict environmental subject matter and form no part of the claimed design.

**1 Claim, 7 Drawing Sheets**




FIG. 1




FIG. 2

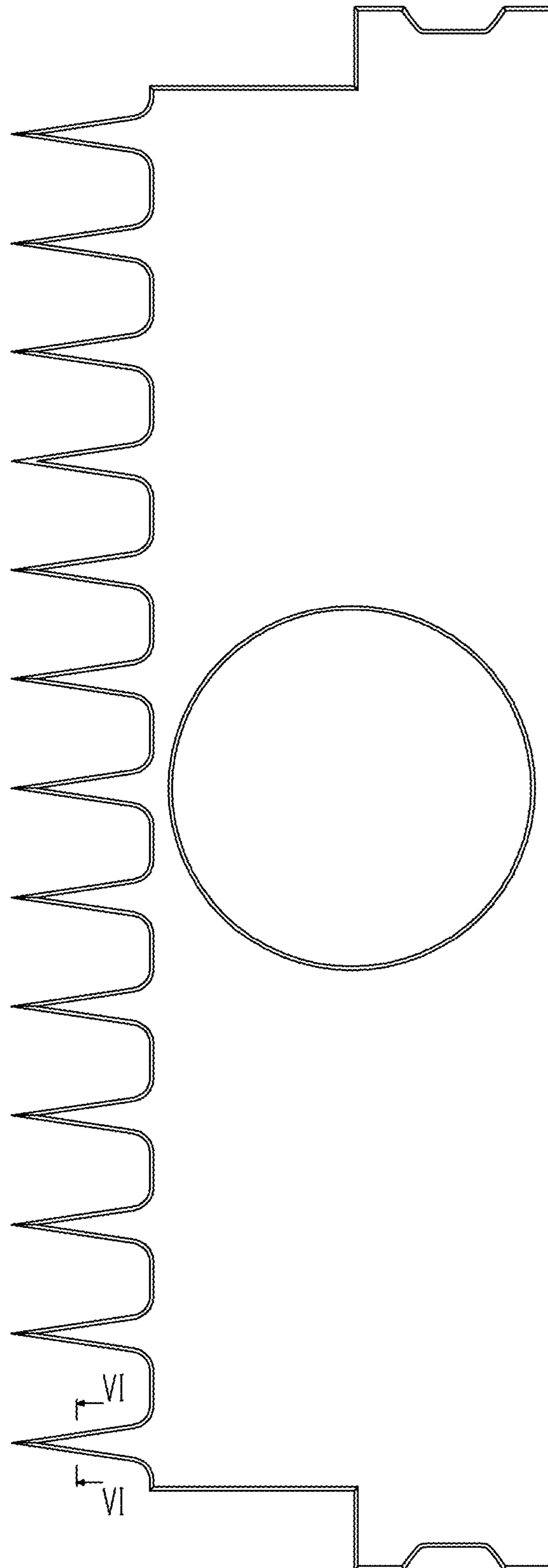


FIG. 3



FIG. 4



FIG. 5

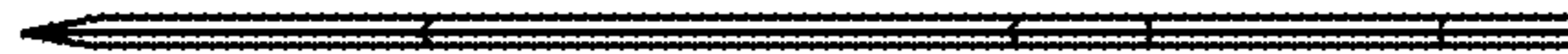


FIG. 6



FIG. 7

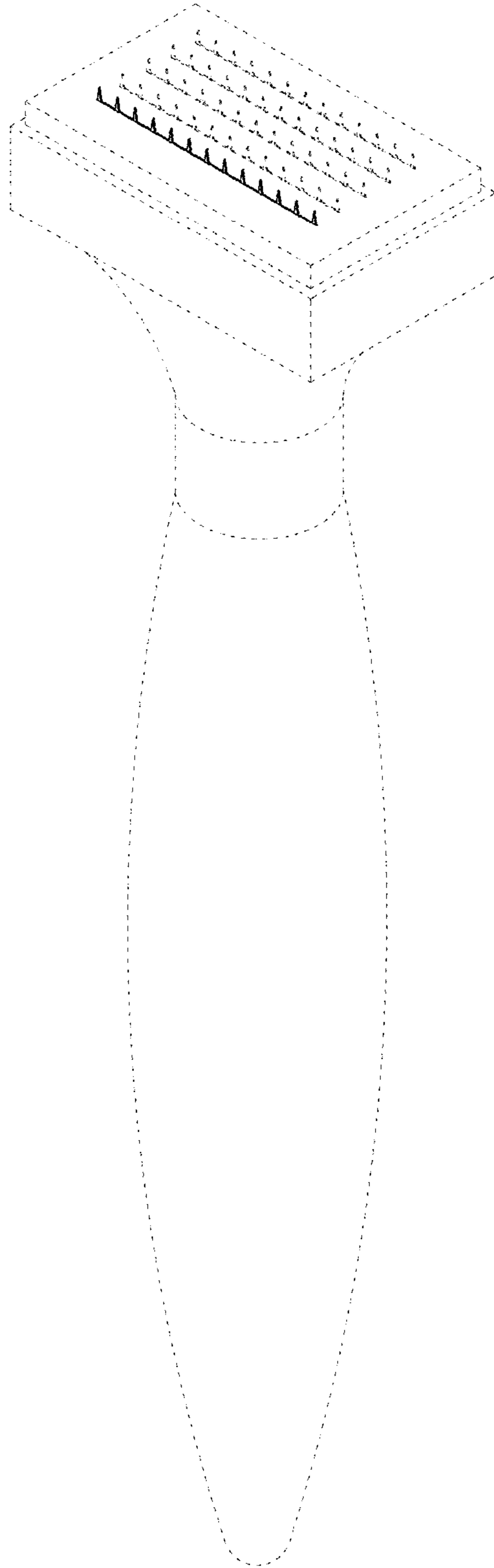


FIG. 8

