



US00D943745S

(12) **United States Design Patent**
Cao et al.

(10) **Patent No.:** **US D943,745 S**

(45) **Date of Patent:** **** Feb. 15, 2022**

(54) **ULTRASONIC CUTTER HEAD**
(71) Applicant: **BEIJING SMTP TECHNOLOGY CO., LTD.**, Beijing (CN)
(72) Inventors: **Qun Cao**, Beijing (CN); **Songtao Zhan**, Beijing (CN); **Zhiling Dai**, Beijing (CN)
(73) Assignee: **BEIJING SMTP TECHNOLOGY CO., LTD.**, Beijing (CN)

D613,406 S 4/2010 Agabiti
D667,117 S 9/2012 Darian et al.
D741,481 S * 10/2015 Darian D24/146
D882,083 S * 4/2020 Qun D24/146
D882,789 S * 4/2020 Qun D24/146
D888,955 S * 6/2020 Qun D24/146
2008/0188878 A1 * 8/2008 Young A61B 17/144
606/169
2019/0343537 A1 * 11/2019 Fennessy A61L 31/022
2021/0030435 A1 * 2/2021 Cao A61B 17/144

(**) Term: **15 Years**

(21) Appl. No.: **29/722,495**

(22) Filed: **Jan. 30, 2020**

(30) **Foreign Application Priority Data**

Jul. 31, 2019 (CN) 201930414085.1

(51) **LOC (13) Cl.** **24-02**

(52) **U.S. Cl.**
USPC **D24/146**

(58) **Field of Classification Search**
USPC D24/146, 144, 133; D8/7, 9, 19, 20, 95, D8/98
CPC A61B 17/14; A61B 17/142; A61B 17/144; A61B 17/320068; A61B 17/320082; A61B 17/3207; A61B 17/3209
See application file for complete search history.

(56) **References Cited**

U.S. PATENT DOCUMENTS

D354,206 S * 1/1995 Kunzle D8/9
D485,141 S * 1/2004 Rack D8/20

* cited by examiner

Primary Examiner — Lilyana Bekic

Assistant Examiner — Lee D. Starr

(74) *Attorney, Agent, or Firm* — Dilworth IP, LLC

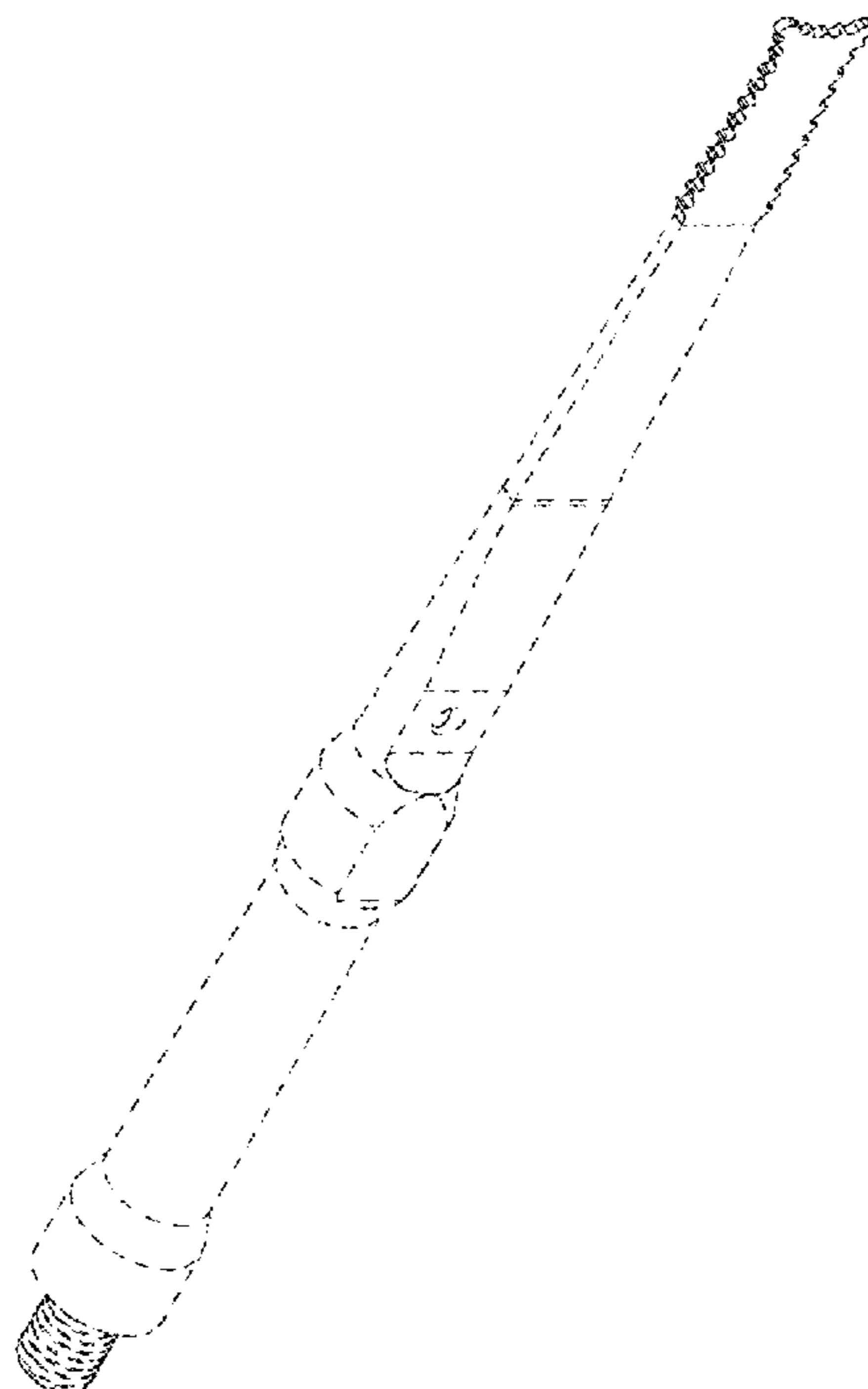
(57) **CLAIM**

The ornamental design for an ultrasonic cutter head, as shown and described.

DESCRIPTION

FIG. 1 is a front view of the ultrasonic cutter head; FIG. 2 is a rear view thereof; FIG. 3 is a left side view thereof; FIG. 4 is a right side view thereof; FIG. 5 is an enlarged top view thereof; FIG. 6 is an enlarged bottom view thereof; and, FIG. 7 is a perspective view thereof. The broken lines shown in the drawings depict portions of the ultrasonic cutter head that form no part of the claimed design. The dash-dot broken lines define the bounds of the claimed design and form no part thereof.

1 Claim, 7 Drawing Sheets






FIG. 1




FIG. 2




FIG. 3




FIG. 4

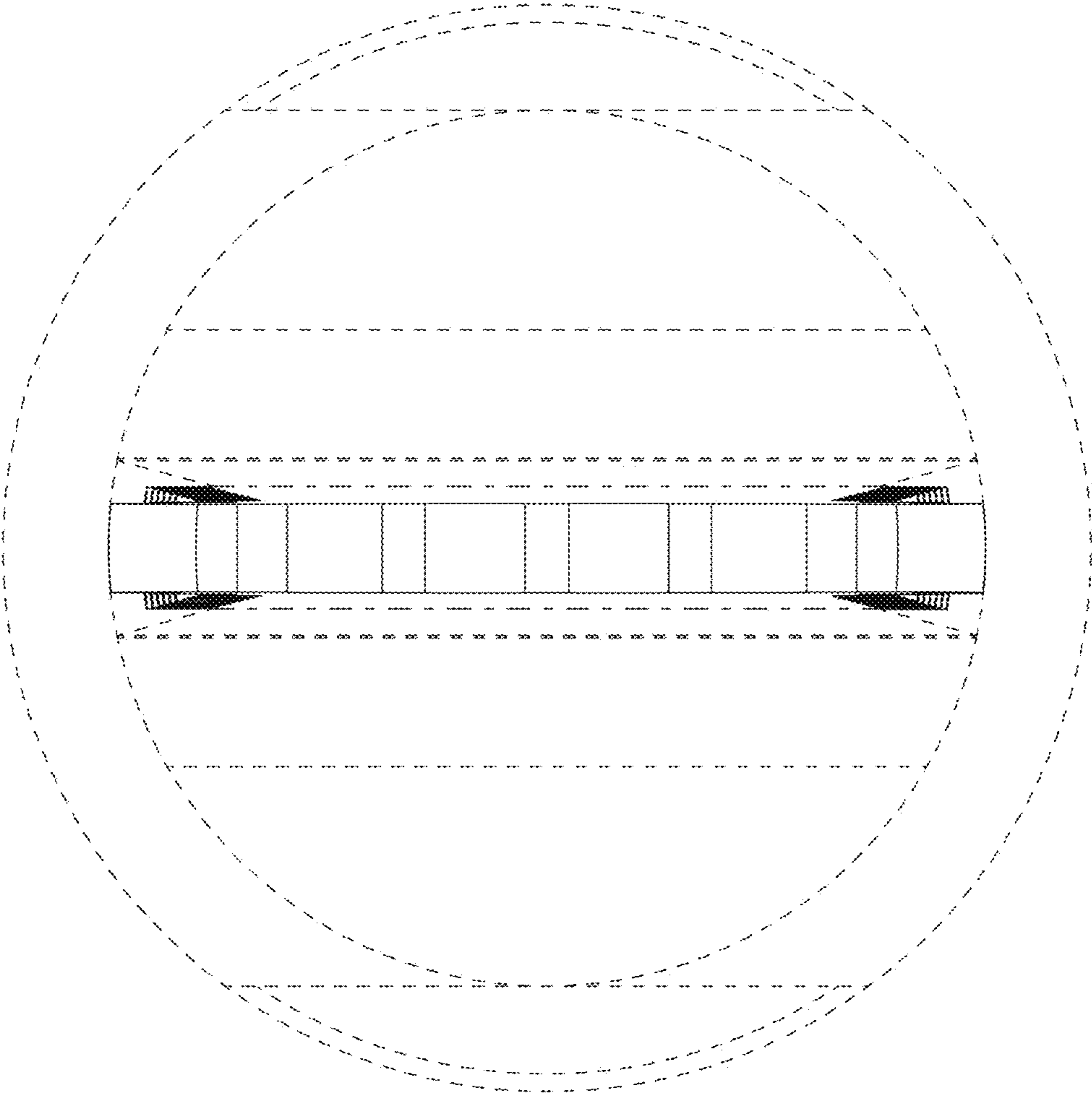


FIG.5

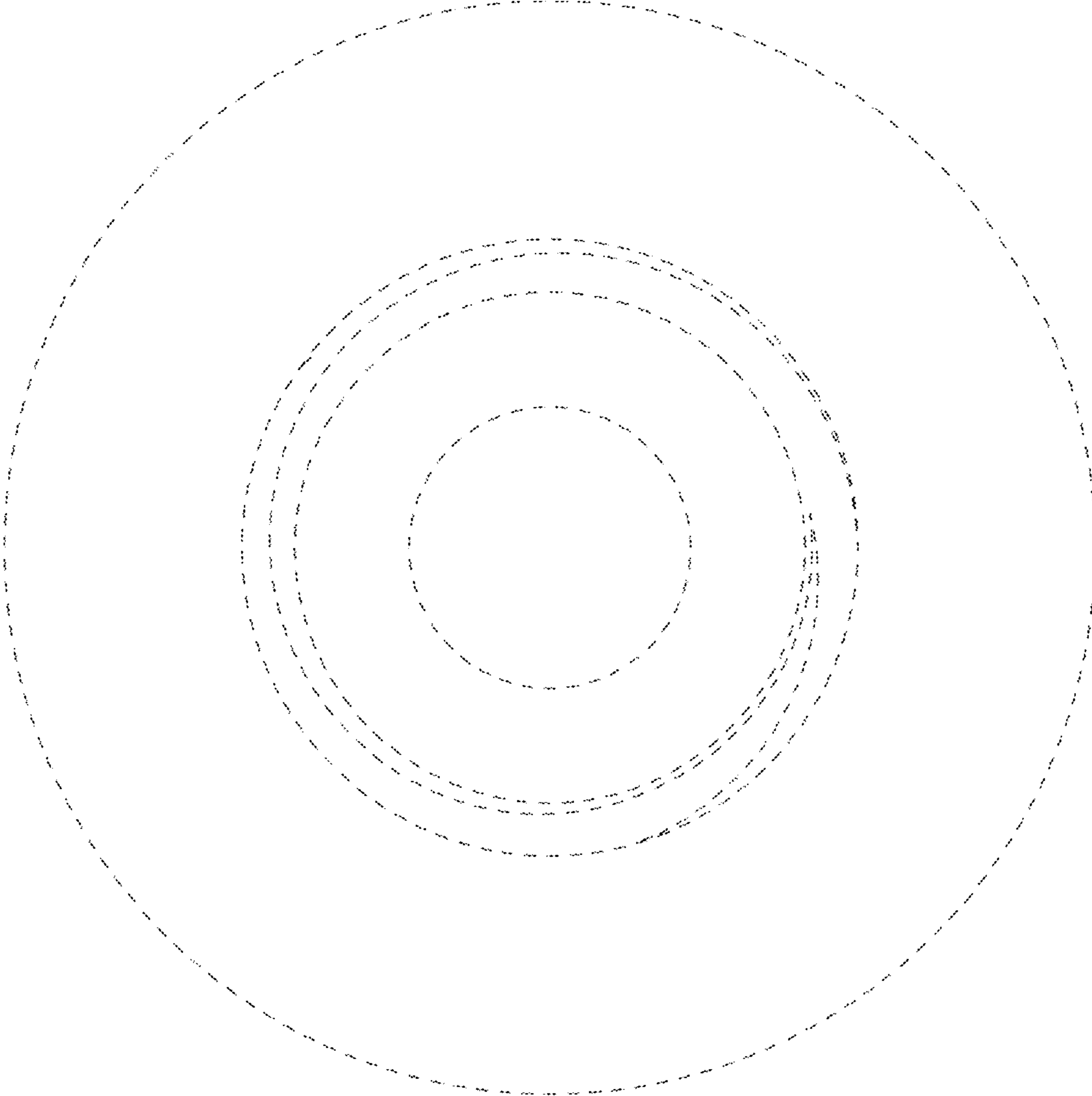


FIG. 6

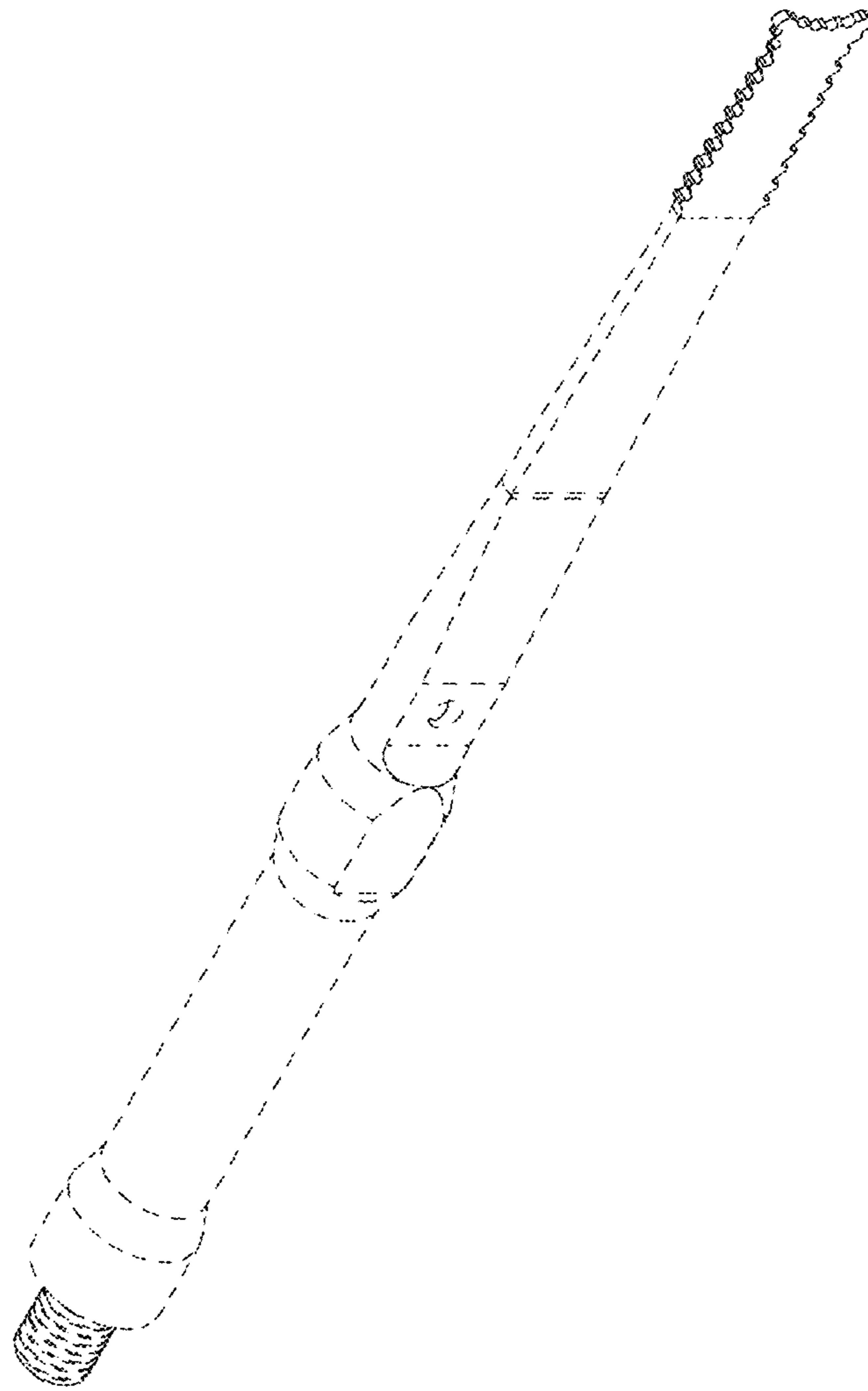


FIG. 7