



US00D943718S

(12) **United States Design Patent** (10) **Patent No.:** **US D943,718 S**
Jin (45) **Date of Patent:** **** Feb. 15, 2022**

(54) **TOILET SEAT**

(71) Applicant: **Zhejiang Jike Industry & Trade Co., Ltd.**, Yongkang (CN)

(72) Inventor: **Dazhong Jin**, Yongkang (CN)

(**) Term: **15 Years**

(21) Appl. No.: **29/723,478**

(22) Filed: **Feb. 7, 2020**

(51) **LOC (13) Cl.** **23-02**

(52) **U.S. Cl.**
USPC **D23/311**

(58) **Field of Classification Search**
USPC D23/295, 300-301, 311-312; D8/307
See application file for complete search history.

(56) **References Cited**

U.S. PATENT DOCUMENTS

- 6,339,851 B1 * 1/2002 Bergkvist A47K 13/26
4/239
- D621,489 S * 8/2010 Tu D23/311
- D688,934 S * 9/2013 Blanthorne D8/307

- D724,711 S * 3/2015 Capraro D23/296
- D918,354 S * 5/2021 Xu D23/296
- 2015/0265109 A1 * 9/2015 Capraro A47K 13/06
4/239

* cited by examiner

Primary Examiner — Robert A Delehanty

(74) *Attorney, Agent, or Firm* — Rumit Ranjit Kanakia

(57) **CLAIM**

I claim the ornamental design for a toilet seat, as shown and described.

DESCRIPTION

FIG. 1 is a perspective view of a toilet seat showing my new design;
 FIG. 2 is a front view of the toilet seat as shown in FIG. 1;
 FIG. 3 is a back view of the toilet seat as shown in FIG. 1;
 FIG. 4 is a right-side view of the toilet seat as shown in FIG. 1;
 FIG. 5 is a left-side view of the toilet seat as shown in FIG. 1;
 FIG. 6 is a Top view of the toilet seat as shown in FIG. 1;
 and,
 FIG. 7 is a Bottom view of the toilet seat as shown in FIG. 1.

1 Claim, 7 Drawing Sheets






FIG. 1




FIG. 2




FIG. 3

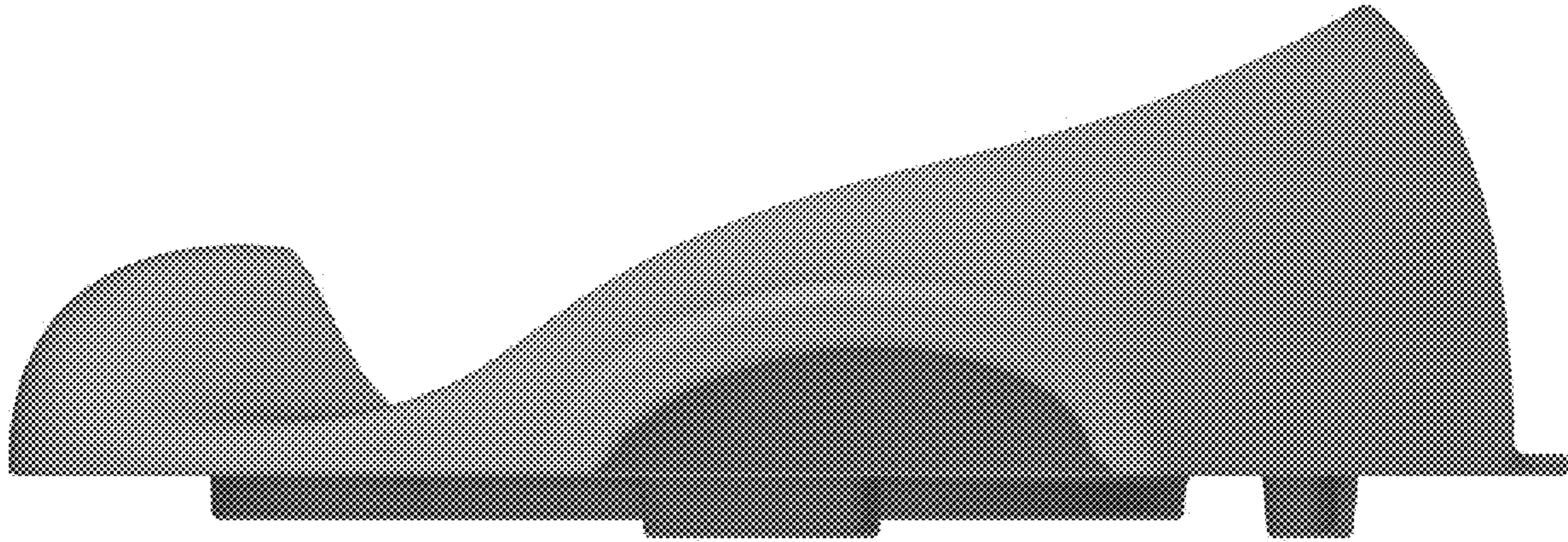


FIG. 4

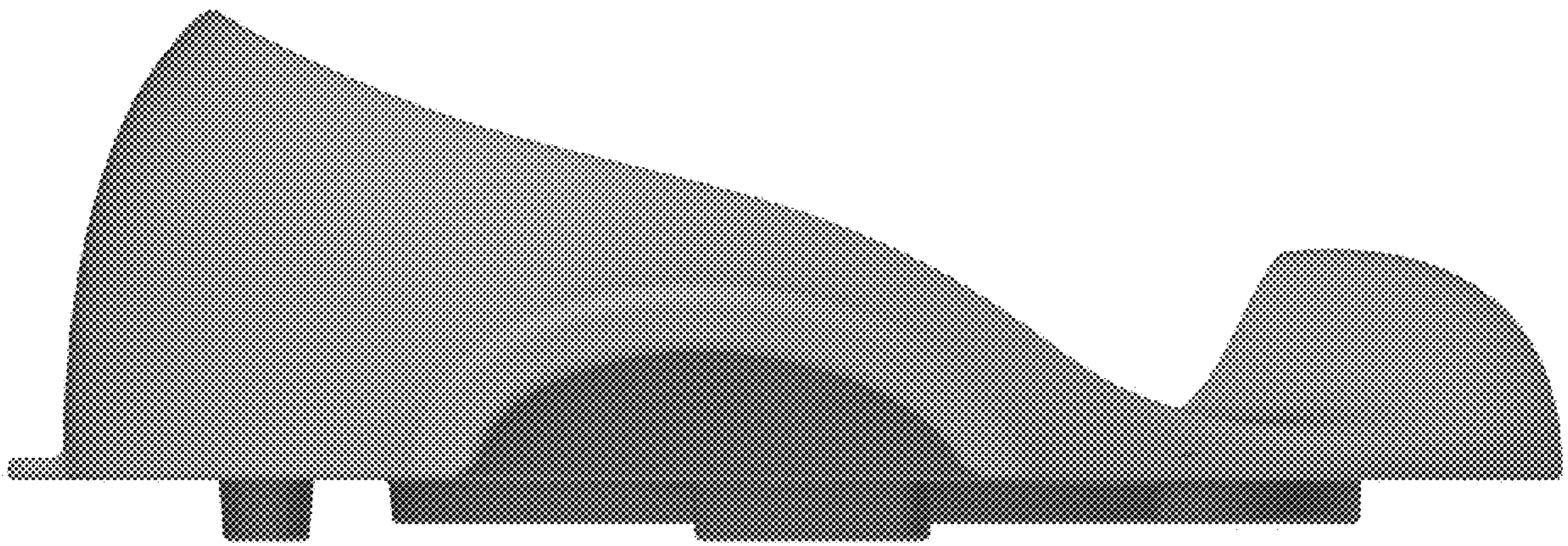


FIG. 5



FIG. 6



FIG. 7