



US00D943713S

(12) **United States Design Patent**
Kelley

(10) **Patent No.:** **US D943,713 S**

(45) **Date of Patent:** **** Feb. 15, 2022**

(54) **HOSE BARBED CYLINDER**

(71) Applicant: **Mark A. Kelley**, Hahira, GA (US)

(72) Inventor: **Mark A. Kelley**, Hahira, GA (US)

(**) Term: **15 Years**

(21) Appl. No.: **29/761,967**

(22) Filed: **Dec. 14, 2020**

(51) **LOC (13) Cl.** **23-01**

(52) **U.S. Cl.**
USPC **D23/262**; D23/266

(58) **Field of Classification Search**
USPC D23/200, 206–209, 233–237, 259,
D23/322–323, 213, 230–232, 245, 365,
D23/262–263, 266, 268, 231–232, 265;
210/222–223; 209/39; D13/147, 154,
D13/156; 138/26, 30; 285/9.1, 83, 275,
285/129.1, 133.11, 207.5, 208, 210, 213,
285/239, 277, 148.14, 148.21, 268, 148.2,
285/179, 308, 53, 148.19, 148.22, 332;
D24/112–113, 127, 129, 133, 135,
D24/137–138, 141; 137/614.04, 149.6,
137/515, 798; D8/14.1, 45, 382;
D15/21, 28; 604/533, 538
CPC ... F28F 23/02; F28F 2250/08; F16L 2201/30;
F16L 25/00; F16L 55/04; F16K 51/36;
F16K 1/42; F16K 7/17; B01D 27/08;
B01D 24/10; B01D 33/50; B05B 1/18;
C02F 1/003; E03C 1/02

See application file for complete search history.

(56) **References Cited**

U.S. PATENT DOCUMENTS

1,873,304 A * 8/1932 De Mooy F16L 37/23
285/277

2,111,956 A * 3/1938 Baldwin F16L 37/0927
285/105

D333,178 S * 2/1993 Novy 285/239

D407,802 S * 4/1999 Hatfield D23/262

5,918,913 A * 7/1999 Lewis F16L 37/0985
285/148.14

D570,457 S * 6/2008 Brown D23/262
7,488,004 B1 * 2/2009 Romani A47L 7/009
285/275

D725,749 S * 3/2015 Mezzalira D23/259

D731,429 S * 6/2015 Chung D13/132

D817,895 S * 5/2018 Uchida D13/156

D832,983 S * 11/2018 Naslund D23/262

D871,560 S * 12/2019 Davey D23/262

2006/0006644 A1 * 1/2006 Roberts F16L 33/30
285/242

2010/0244438 A1 * 9/2010 Johanson F16L 33/30
285/148.21

(Continued)

OTHER PUBLICATIONS

Colder Quick-Disconnect Insert, Acetal; First Available Date May 25, 2010; Visited Online Dec. 13, 2021; https://www.amazon.com/Colder-APC22004-Quick-Disconnect-Insert-Acetal/dp/B003M1RW3W/ref=pd_sbs_6/147-6145628-5825765?pd_rd_w=SIM0m&pf_rd_p=cd718a0c-f7e0-41b6-9f23-6496d85d1998&pf_rd_r=GXQK00TGN8S5G3SNEQWZ&pd_rd_r=2e98eb60-347e-4827-98a0-6b9b2143cc00&pd_rd_wg=yD6Wz&pd_rd_i=B003M1RW3W&psc=1 (Year: 2010).*

Primary Examiner — Amy C Wierenga

(74) *Attorney, Agent, or Firm* — Withers & Keys, LLC

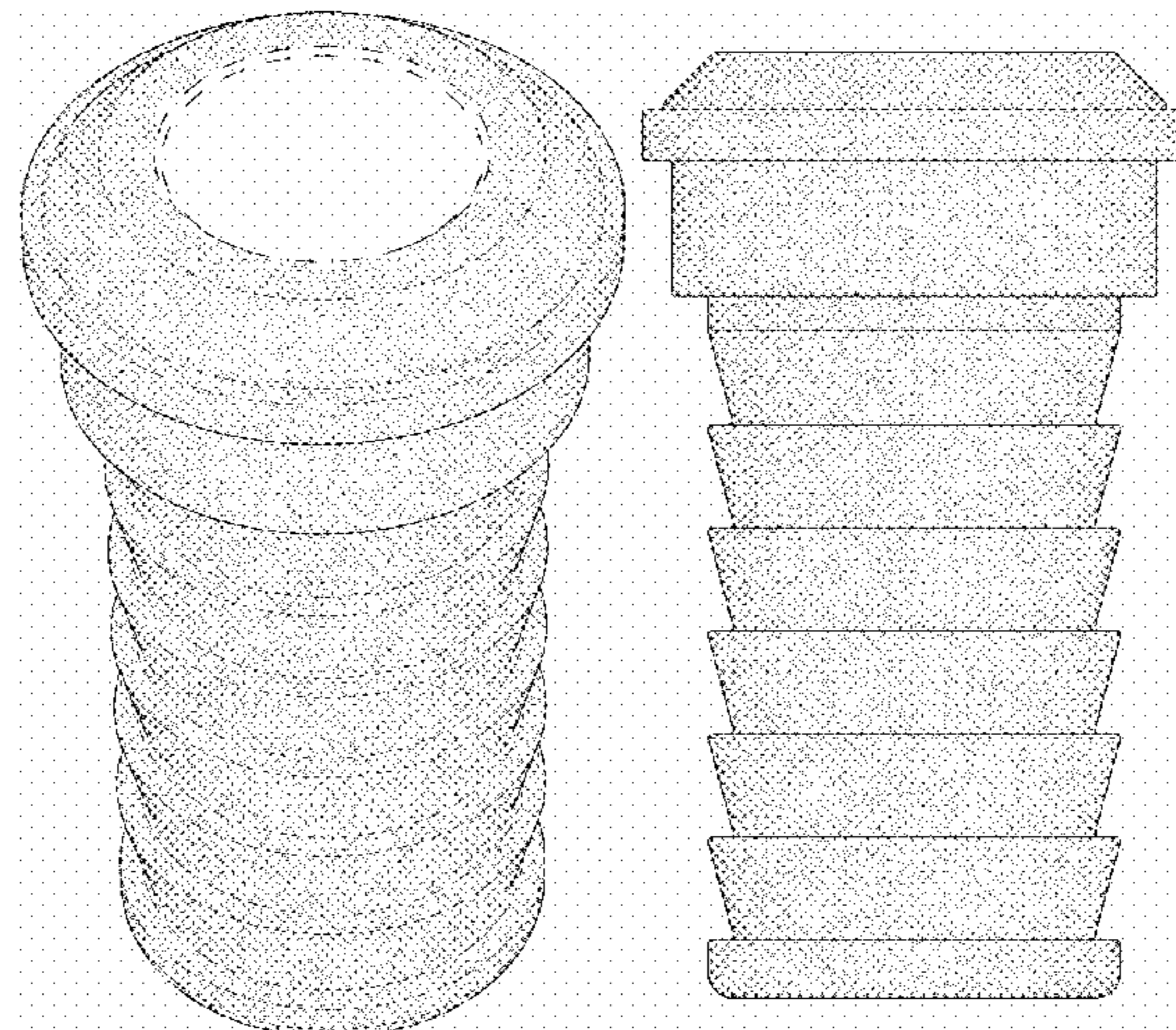
(57) **CLAIM**

The ornamental design for a hose barbed cylinder, as shown and described.

DESCRIPTION

FIG. 1 is a perspective view of a hose barbed cylinder showing my new design;
FIG. 2 is a left-side view thereof;
FIG. 3 is a right-side view thereof;
FIG. 4 is front view thereof;
FIG. 5 is a rear view thereof;
FIG. 6 is a bottom view thereof; and,
FIG. 7 is a top view thereof.
The broken lines illustrate portions of the hose barbed cylinder that form no part of the claimed design.

1 Claim, 7 Drawing Sheets



(56)

References Cited

U.S. PATENT DOCUMENTS

2010/0258658 A1* 10/2010 Christensen F16L 33/04
239/723
2020/0284379 A1* 9/2020 You F16L 33/30
2020/0400258 A1* 12/2020 Chu F16L 37/04
2021/0018126 A1* 1/2021 Elbaz F16L 33/02

* cited by examiner

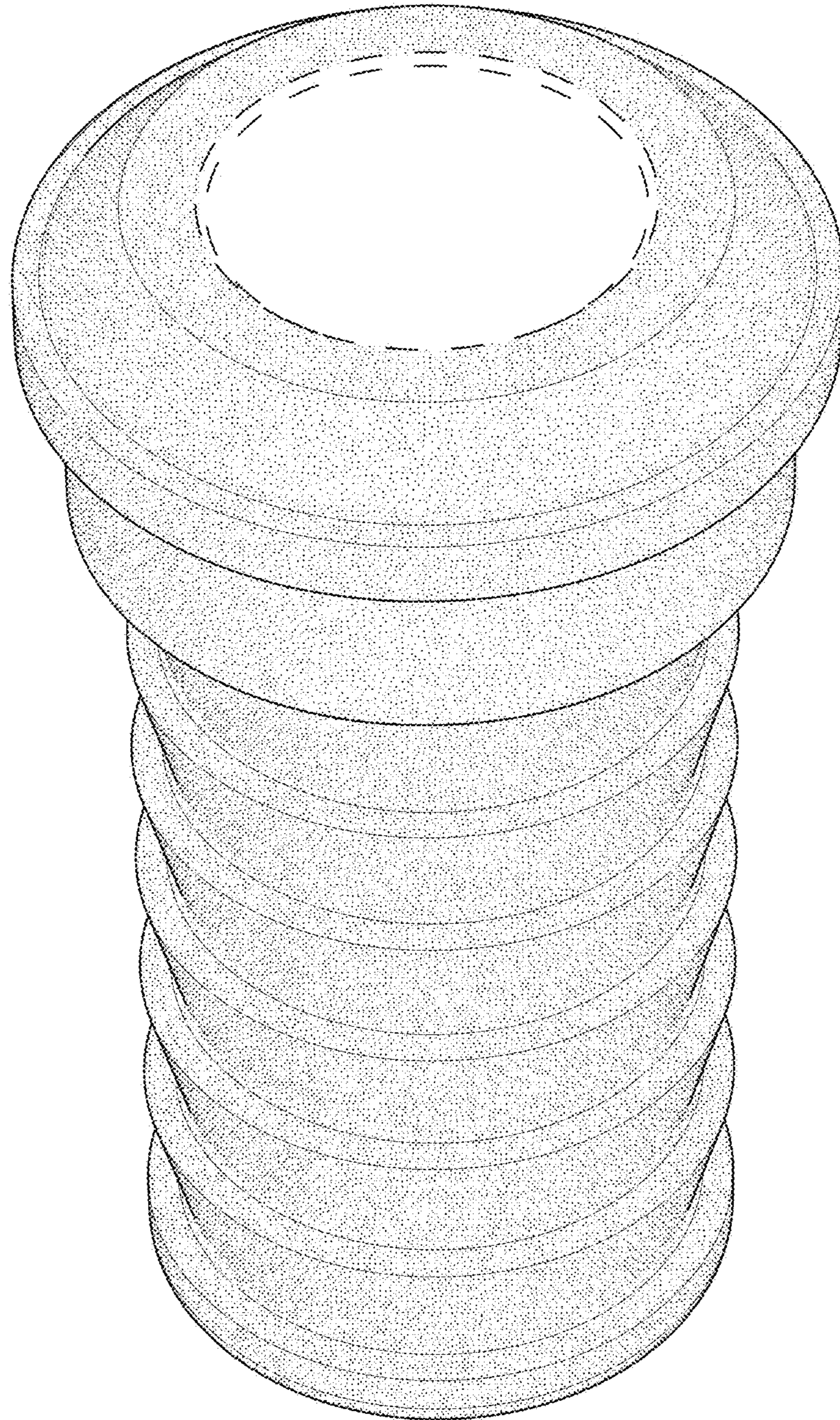


FIG.1

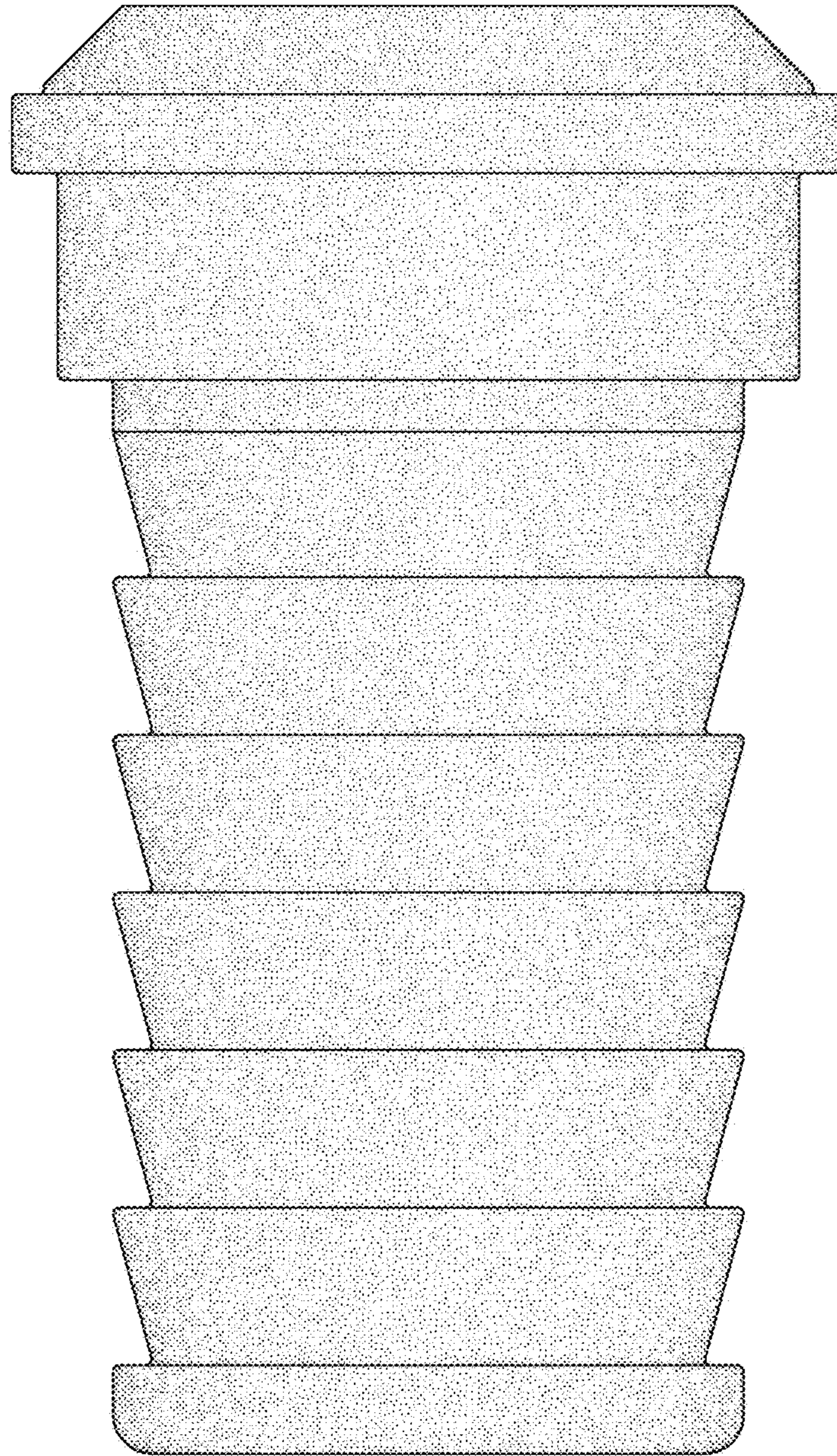


FIG.2

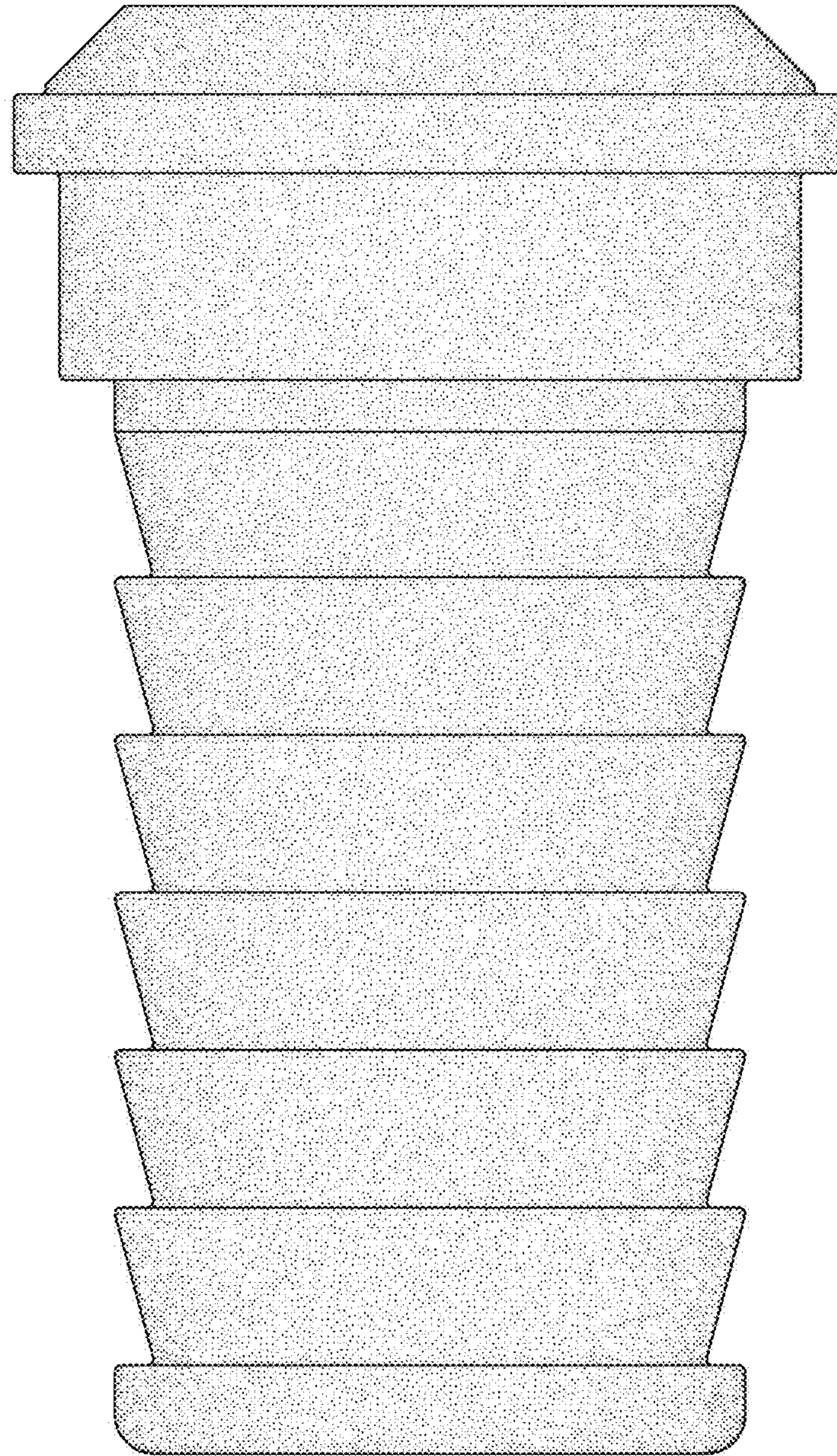


FIG.3

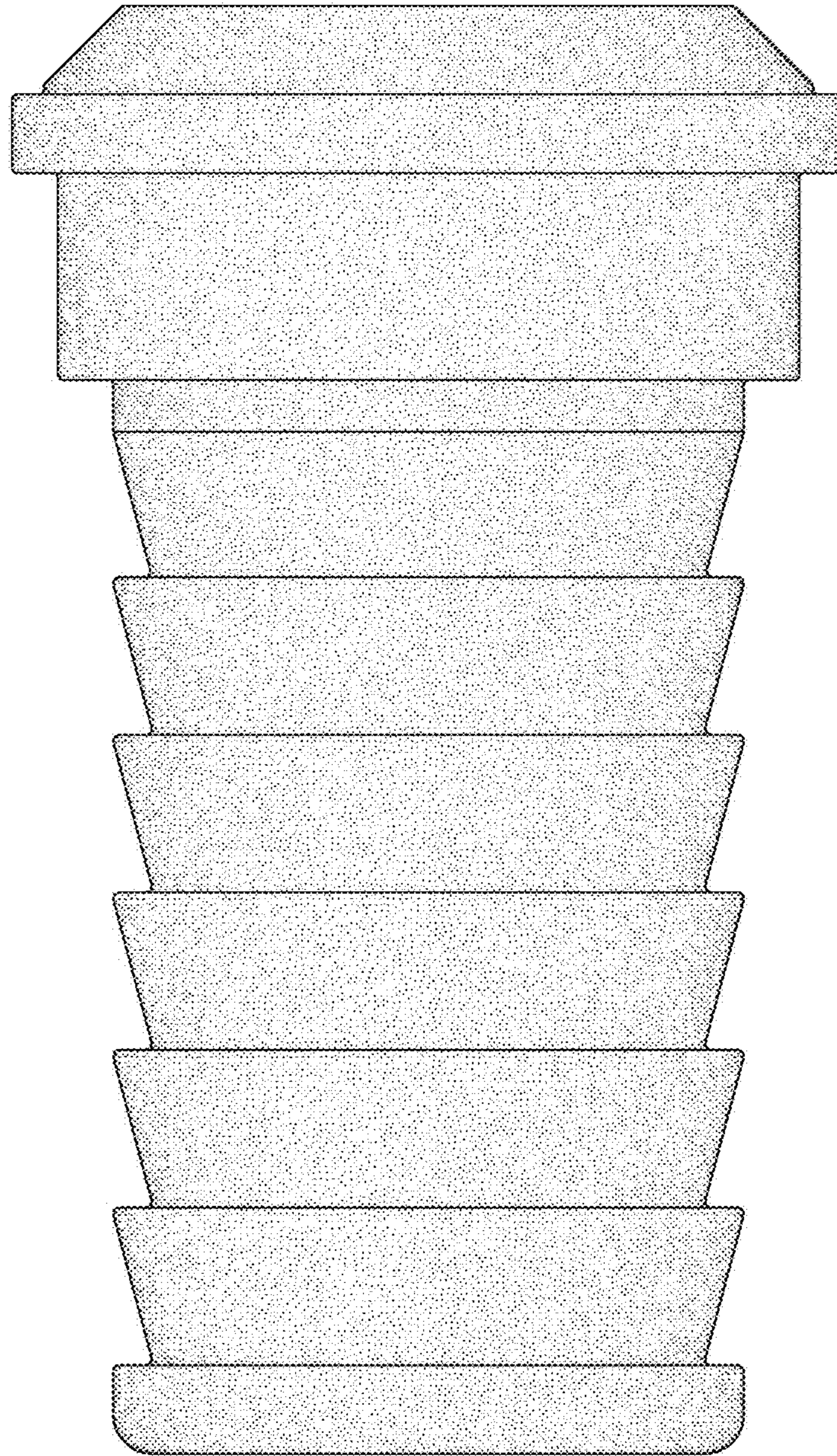


FIG.4

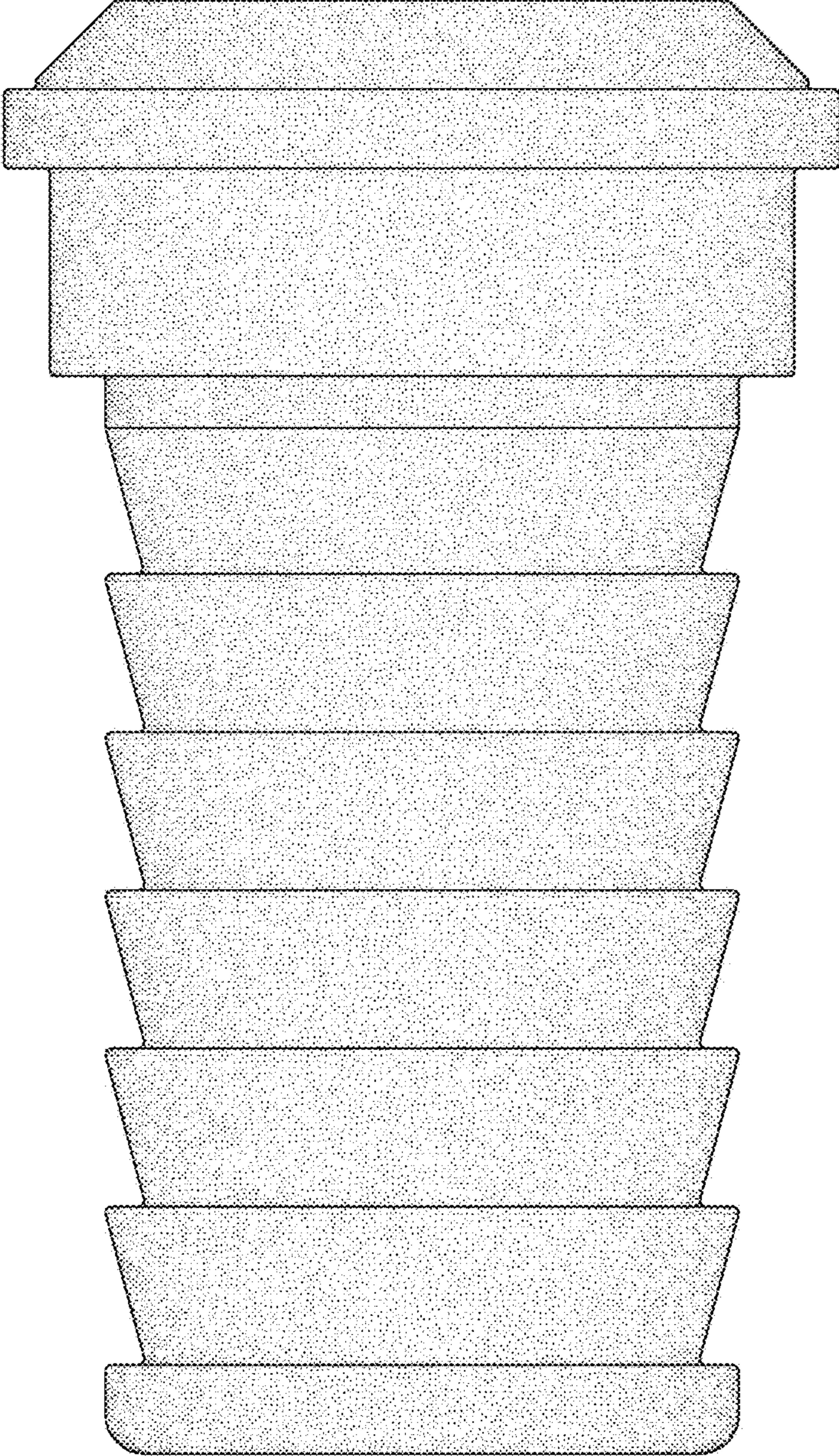


FIG.5

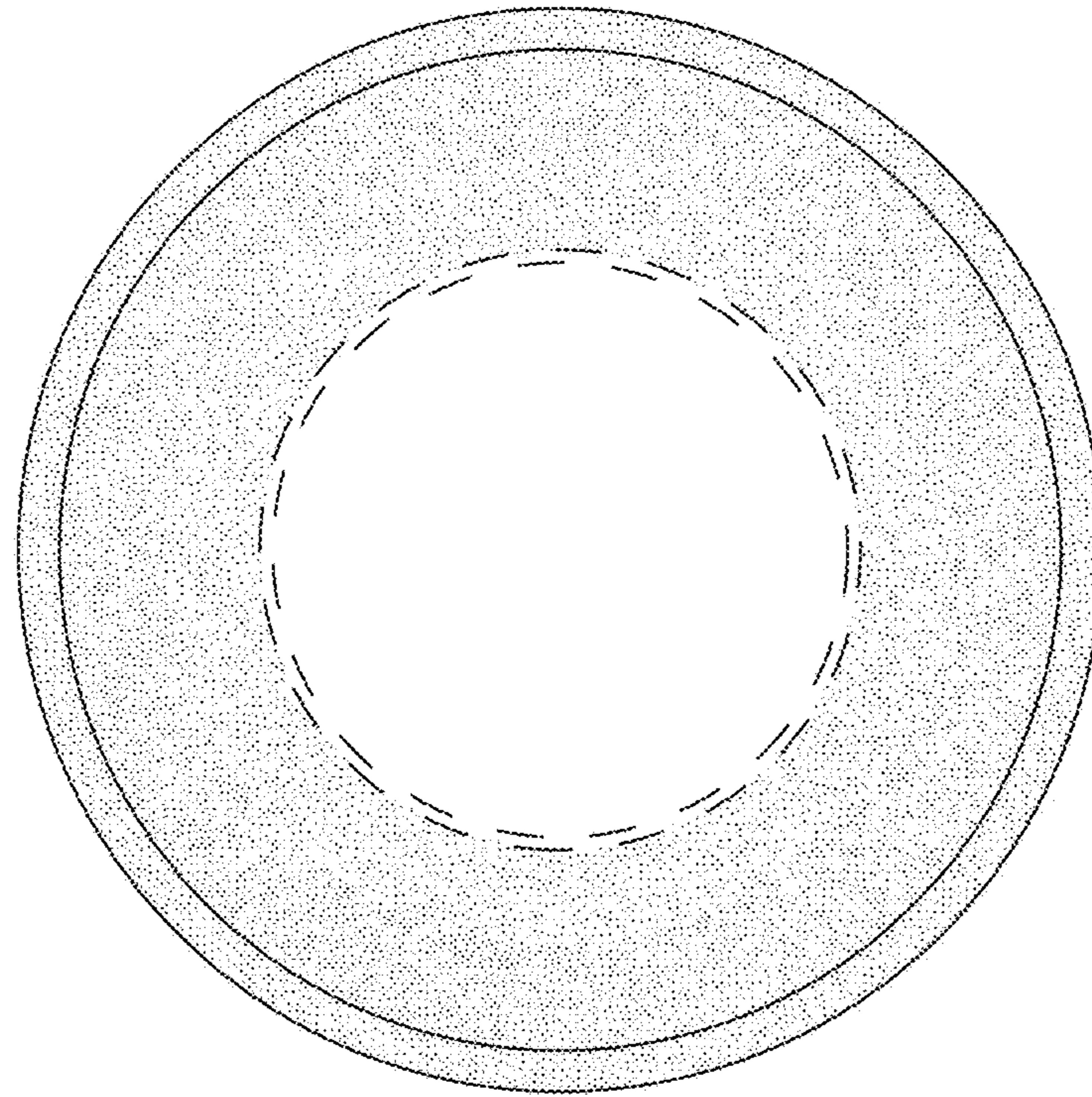


FIG.6

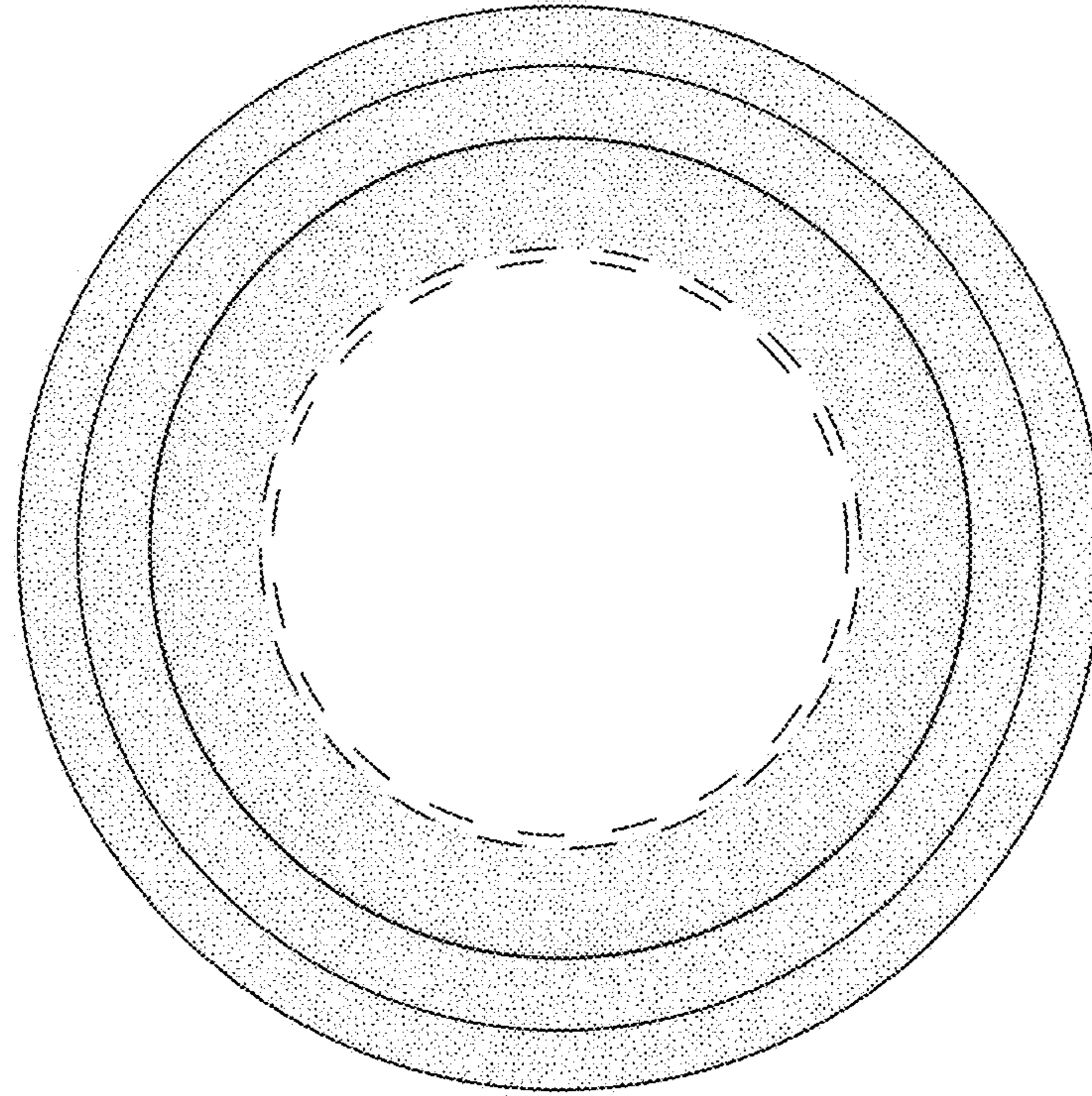


FIG.7