



US00D943693S

(12) **United States Design Patent**
Engel et al.

(10) **Patent No.:** **US D943,693 S**

(45) **Date of Patent:** **** Feb. 15, 2022**

- (54) **GOLF CLUB**
- (71) Applicant: **Cobra Golf Incorporated**, Carlsbad, CA (US)
- (72) Inventors: **Christopher G. Engel**, Aliso Viejo, CA (US); **Armando Herrera**, Chula Vista, CA (US); **Ang-Ju Lee**, Carlsbad, CA (US); **Douglas E. Roberts**, Carlsbad, CA (US); **Sean Tang**, Irvine, CA (US)
- (73) Assignee: **Cobra Golf Incorporated**, Carlsbad, CA (US)
- (**) Term: **15 Years**
- (21) Appl. No.: **29/712,093**
- (22) Filed: **Nov. 5, 2019**
- (51) **LOC (13) Cl.** **21-02**
- (52) **U.S. Cl.**
USPC **D21/759**
- (58) **Field of Classification Search**
USPC D21/733, 752, 759
CPC A63B 53/00; A63B 53/04; A63B 53/0466; A63B 2053/002; A63B 2053/0445; A63B 2053/0433; A63B 2053/0491; A63B 2053/0437; A63B 60/00; A63B 60/46
See application file for complete search history.

- 5,776,011 A * 7/1998 Su A63B 53/04 473/345
- 6,386,987 B1 * 5/2002 Lejeune, Jr. A63B 69/3632 473/219
- D479,294 S * 9/2003 Evans D21/759
- D500,824 S * 1/2005 Imamoto D21/759
- D503,762 S * 4/2005 Wood D21/759
- D504,480 S * 4/2005 Nishitani D21/759
- D504,481 S * 4/2005 Nishitani D21/759
- 7,338,388 B2 * 3/2008 Schweigert A63B 53/0466 473/342
- 8,845,453 B1 * 9/2014 Ehlers A63B 53/0466 473/327
- 8,864,601 B1 * 10/2014 Ehlers A63B 53/04 473/327
- 9,486,676 B1 * 11/2016 Thall A63B 53/10
- 10,213,660 B1 * 2/2019 Beno A63B 53/0466
- 10,343,034 B2 * 7/2019 Henrikson A63B 53/0466
- D865,887 S * 11/2019 Greaney D21/759
- D865,888 S * 11/2019 Greaney D21/759

(Continued)

Primary Examiner — Mitchell I. Siegel

(74) *Attorney, Agent, or Firm* — Quarles & Brady LLP

(57) **CLAIM**

The ornamental design for a golf club, as shown and described.

DESCRIPTION

FIG. 1 is a top, left, and front perspective view of an ornamental design for a golf club; FIG. 2 is a front elevational view of the golf club of FIG. 1; FIG. 3 is a top plan view of the golf club of FIG. 1; and, FIG. 4 is a reduced top, left, and front perspective view of the golf club of FIG. 1, being shown with a broken line shaft and handle.

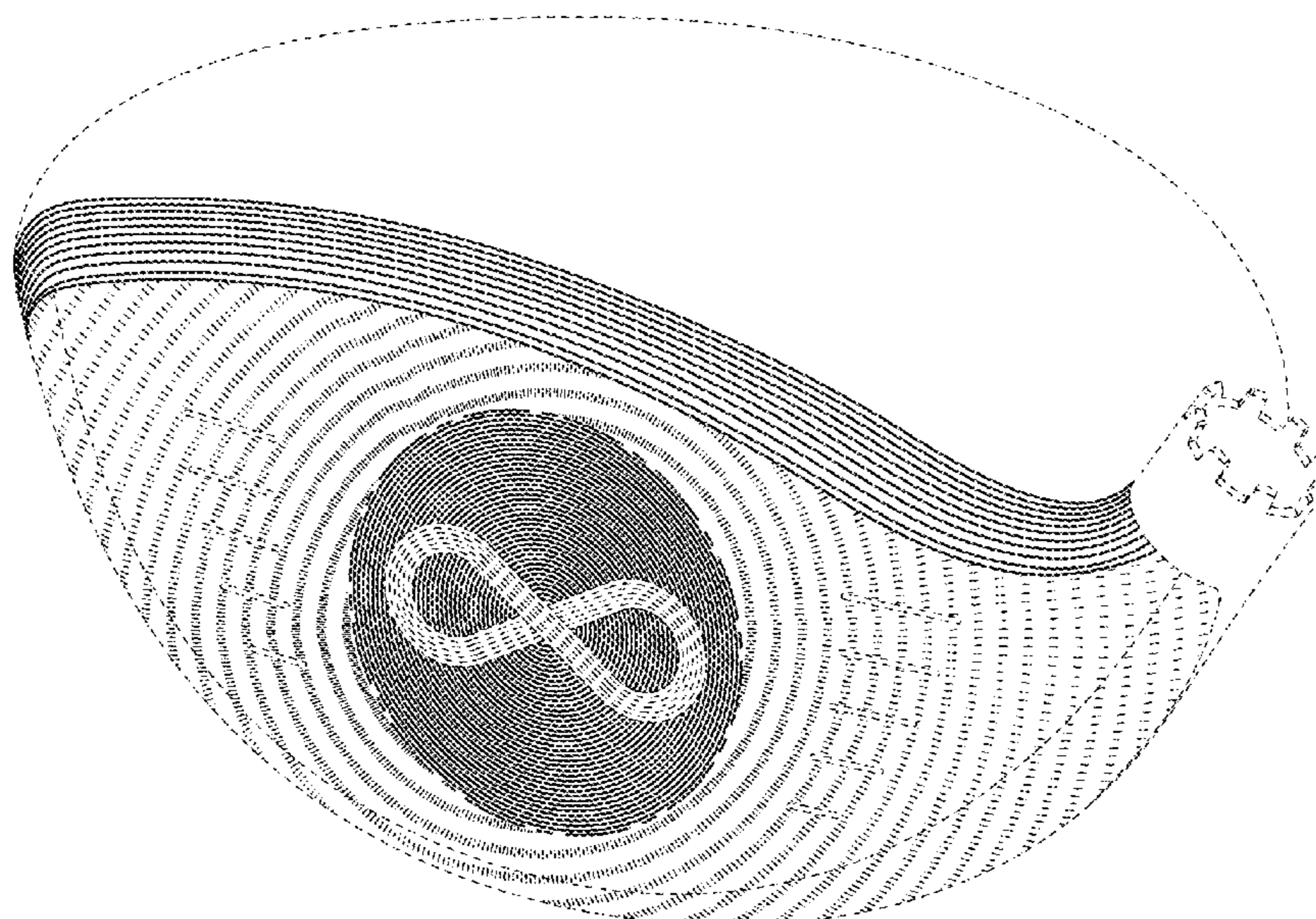
The dash-dash-dash broken lines illustrate portions of the golf club that form no part of the claimed design. The dash-dot-dash broken lines illustrate boundary lines and form no part of the claimed design.

1 Claim, 4 Drawing Sheets

(56) **References Cited**

U.S. PATENT DOCUMENTS

- 1,435,318 A * 11/1922 Mattern A63B 60/00 473/342
- D71,942 S * 2/1927 Hodgkins D21/733
- D189,827 S * 2/1961 Davis, Jr. D21/759
- 5,190,289 A * 3/1993 Nagai A63B 60/00 473/327
- 5,547,427 A * 8/1996 Rigal A63B 53/04 473/345



(56)

References Cited

U.S. PATENT DOCUMENTS

D884,101 S *	5/2020	Evans	D21/759
10,835,787 B1 *	11/2020	Evans	A63B 53/0466
10,857,430 B2 *	12/2020	Henrikson	A63B 53/0416
2008/0051212 A1 *	2/2008	Voges	A63B 53/04 473/331
2013/0331197 A1 *	12/2013	Hackenberg	A63B 60/02 473/251

* cited by examiner




FIG. 1




FIG. 2

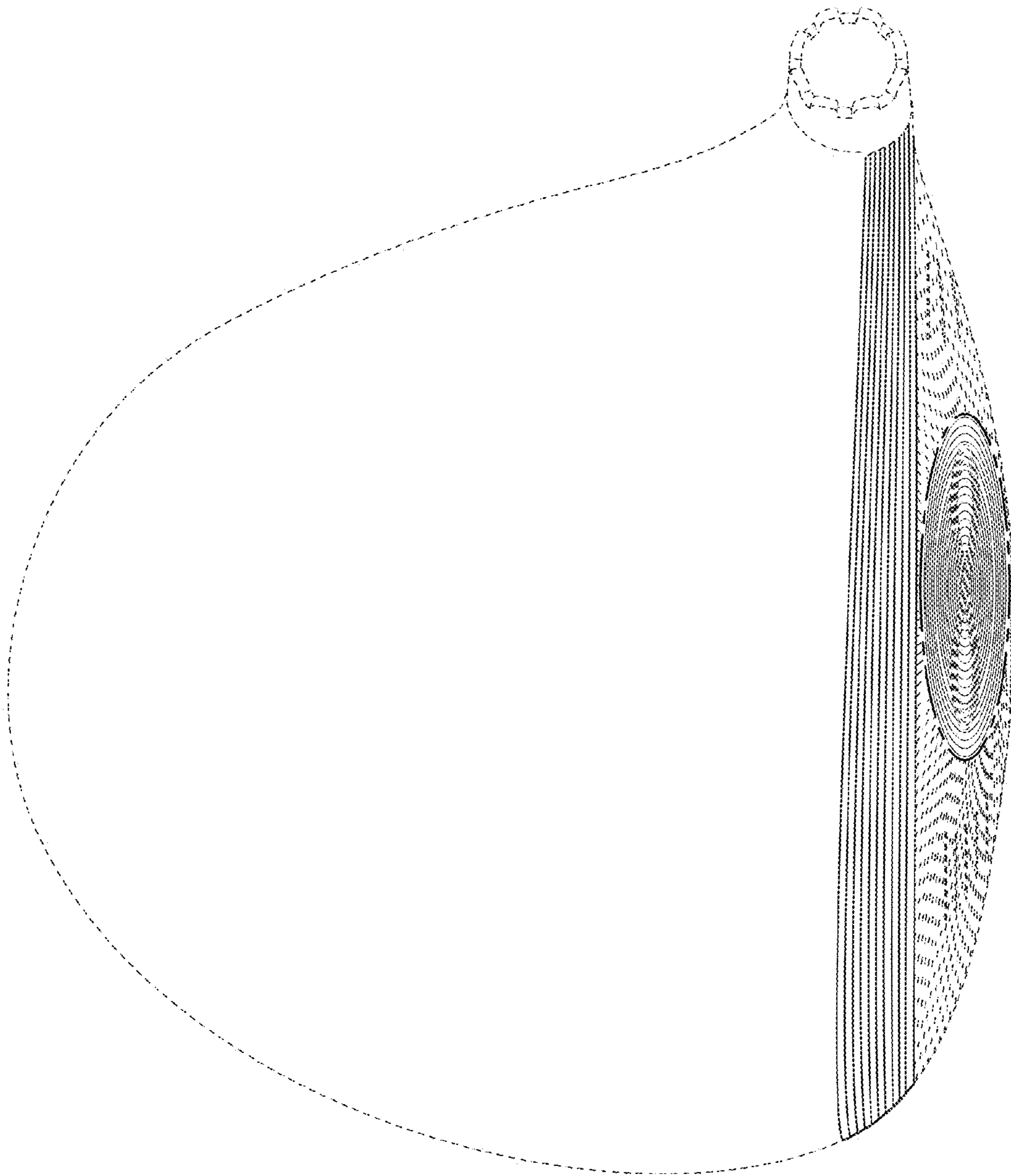


FIG. 3




FIG. 4