

US00D943671S

(12) **United States Design Patent** (10) **Patent No.:** **US D943,671 S**
Shen (45) **Date of Patent:** **** Feb. 15, 2022**

(54) **WRITING TABLET**
(71) Applicant: **Shenzhen Lvkun Business Consulting Co., Ltd., Shenzhen (CN)**
(72) Inventor: **Tian Shen, Jiujiang (CN)**
(73) Assignee: **Shenzhen Lvkun Business Consulting Co., Ltd., Shenzhen (CN)**
(**) Term: **15 Years**
(21) Appl. No.: **29/769,425**
(22) Filed: **Feb. 5, 2021**
(51) **LOC (13) Cl.** **19-06**
(52) **U.S. Cl.**
USPC **D19/113**
(58) **Field of Classification Search**
USPC D19/113, 114; D14/129, 371; D21/329, D21/469; D6/304
CPC B43L 1/00; B43L 1/008; B43L 1/04; B43L 1/06; B43L 1/08; B43L 1/10; B43L 1/12; B43L 1/126; B43L 5/00
See application file for complete search history.

(56) **References Cited**
U.S. PATENT DOCUMENTS
11,134 A * 6/1854 Morris B43L 1/00 434/422
34,664 A * 3/1862 Shaw B43L 1/10 434/425
D6,684 S * 5/1873 Coffin D19/113
204,740 A * 6/1878 Johnson B43L 1/06 434/417
D310,521 S * 9/1990 Leung D14/390
D356,335 S * 3/1995 Mak D19/113
D356,824 S * 3/1995 Mak D19/113
D358,476 S * 5/1995 Winkos D3/235
D495,705 S * 9/2004 Borsboom D14/371
D507,302 S * 7/2005 Chen D19/113
D513,614 S * 1/2006 Tsao D14/371

D515,566 S * 2/2006 Hwang D14/371
D515,568 S * 2/2006 Hoehn D14/371
D515,569 S * 2/2006 Hoehn D14/371
D515,570 S * 2/2006 Hoehn D14/371
D515,571 S * 2/2006 Hsieh D14/371
D515,573 S * 2/2006 Liaw D14/371
D518,045 S * 3/2006 Tsao D14/371
D528,519 S * 9/2006 Lin D14/126
D533,527 S * 12/2006 Tsai D14/129
D558,270 S * 12/2007 Beno D19/113
D596,178 S * 7/2009 Chu D14/371
7,874,842 B2 * 1/2011 Beno B32B 27/36 434/408
D659,693 S 5/2012 TerMeer et al.
D735,189 S * 7/2015 Ji D14/341
D872,386 S * 1/2020 Seadler D30/160
(Continued)

OTHER PUBLICATIONS

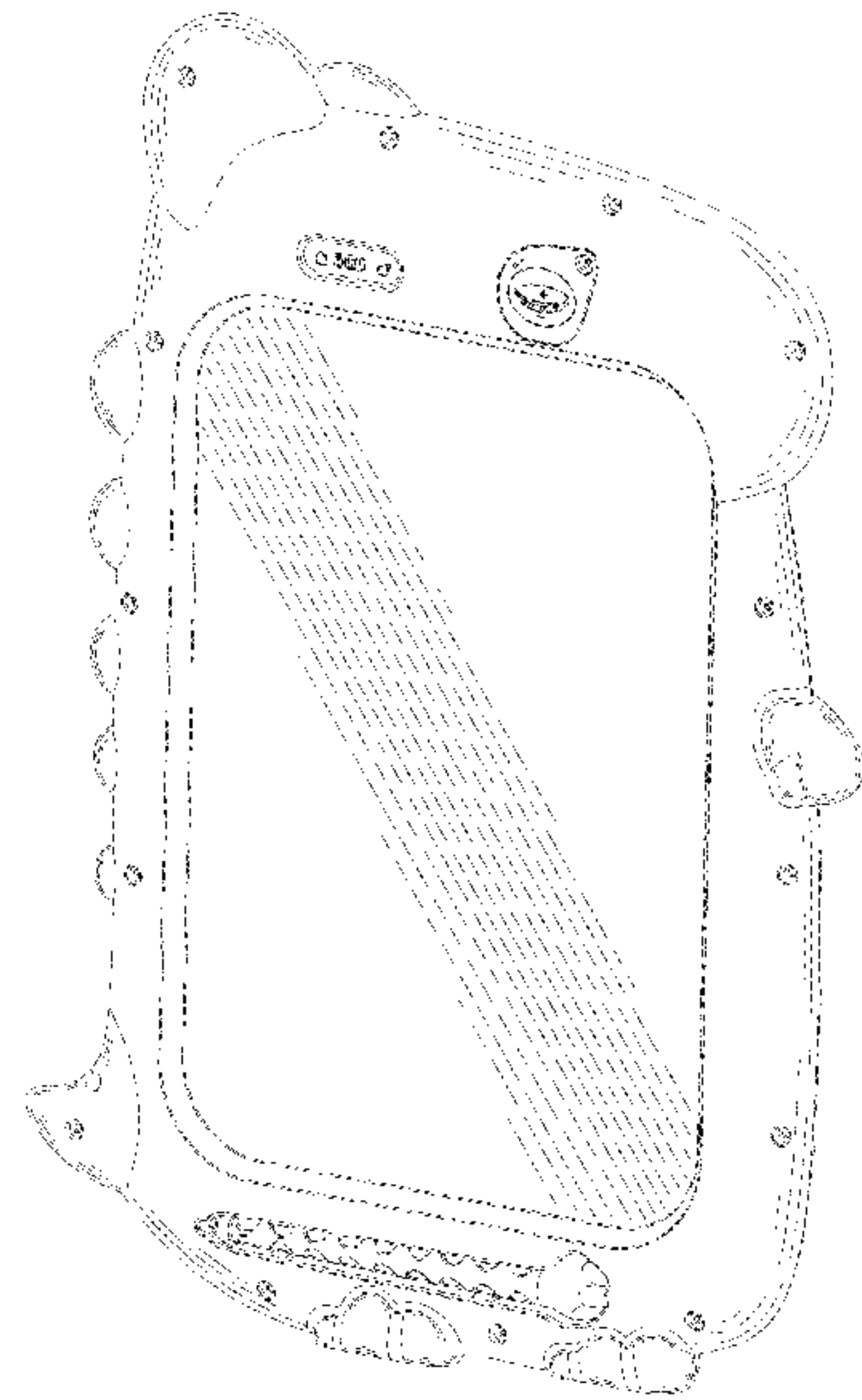
LCD Writing Tablet, by CHEERFUN, 71 ratings, ASIN: B095SNM8L2, online on Amazon.com, Date of Question: Jul. 16, 2021.*
Primary Examiner — Elizabeth A. Albert
(74) *Attorney, Agent, or Firm* — True Shepherd LLC; Andrew C. Cheng

(57) **CLAIM**
The ornamental design for writing tablet, as shown and described.

DESCRIPTION

FIG. 1 is a perspective view of a writing tablet showing my new design;
FIG. 2 is another perspective view thereof;
FIG. 3 is a front view thereof;
FIG. 4 is a rear view thereof;
FIG. 5 is a bottom plan view thereof;
FIG. 6 is a top plan view thereof;
FIG. 7 is a left side view thereof; and,
FIG. 8 is a right side view thereof.

1 Claim, 8 Drawing Sheets



(56)

References Cited

U.S. PATENT DOCUMENTS

D889,542 S 7/2020 Morris
D899,521 S 10/2020 Li
10,809,828 B2 * 10/2020 Weiss G06F 3/03542
D928,230 S * 8/2021 Li D19/113
D933,622 S * 10/2021 Li D14/129
D937,831 S * 12/2021 Patterson D14/371

* cited by examiner



FIG. 1

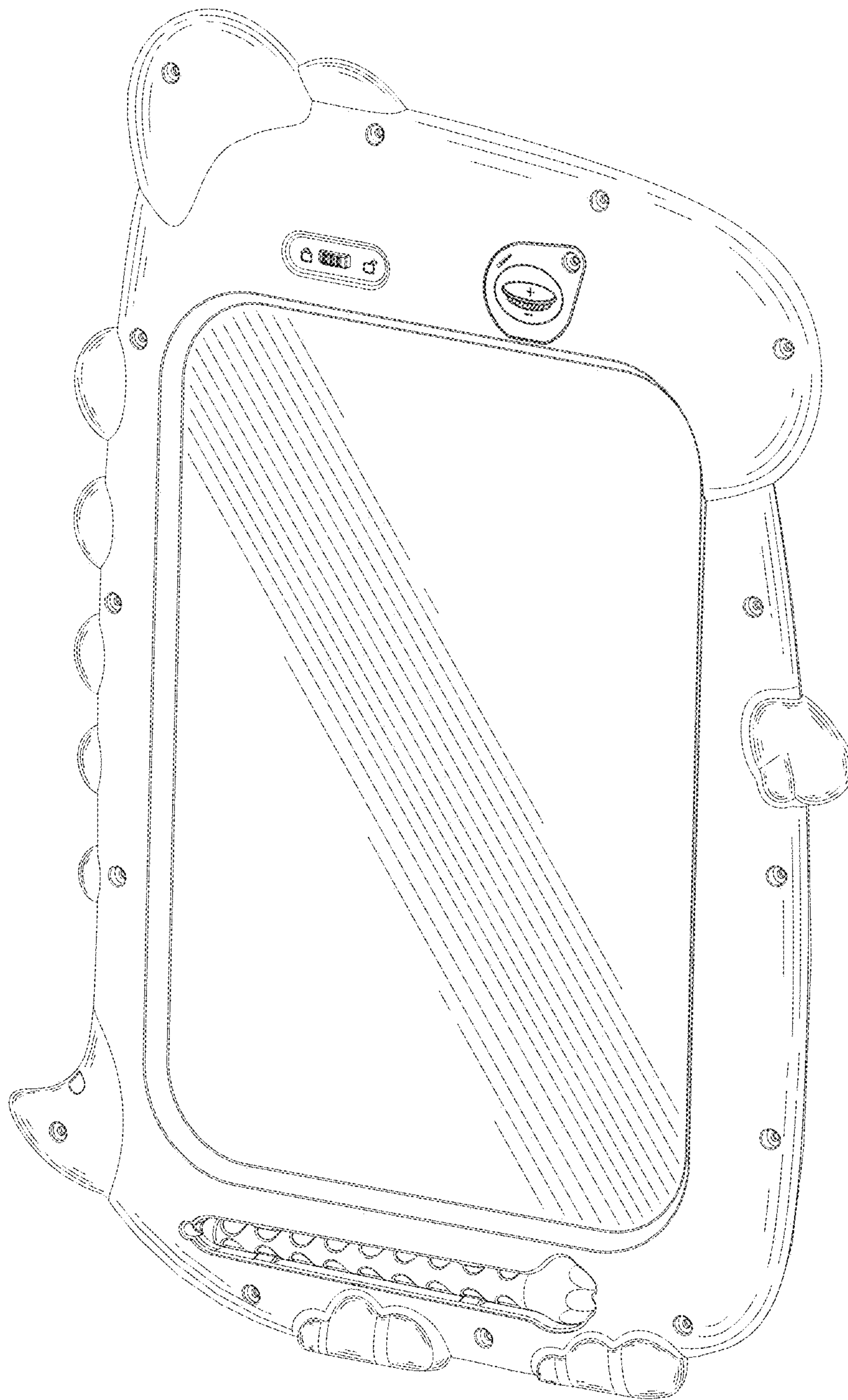


FIG. 2

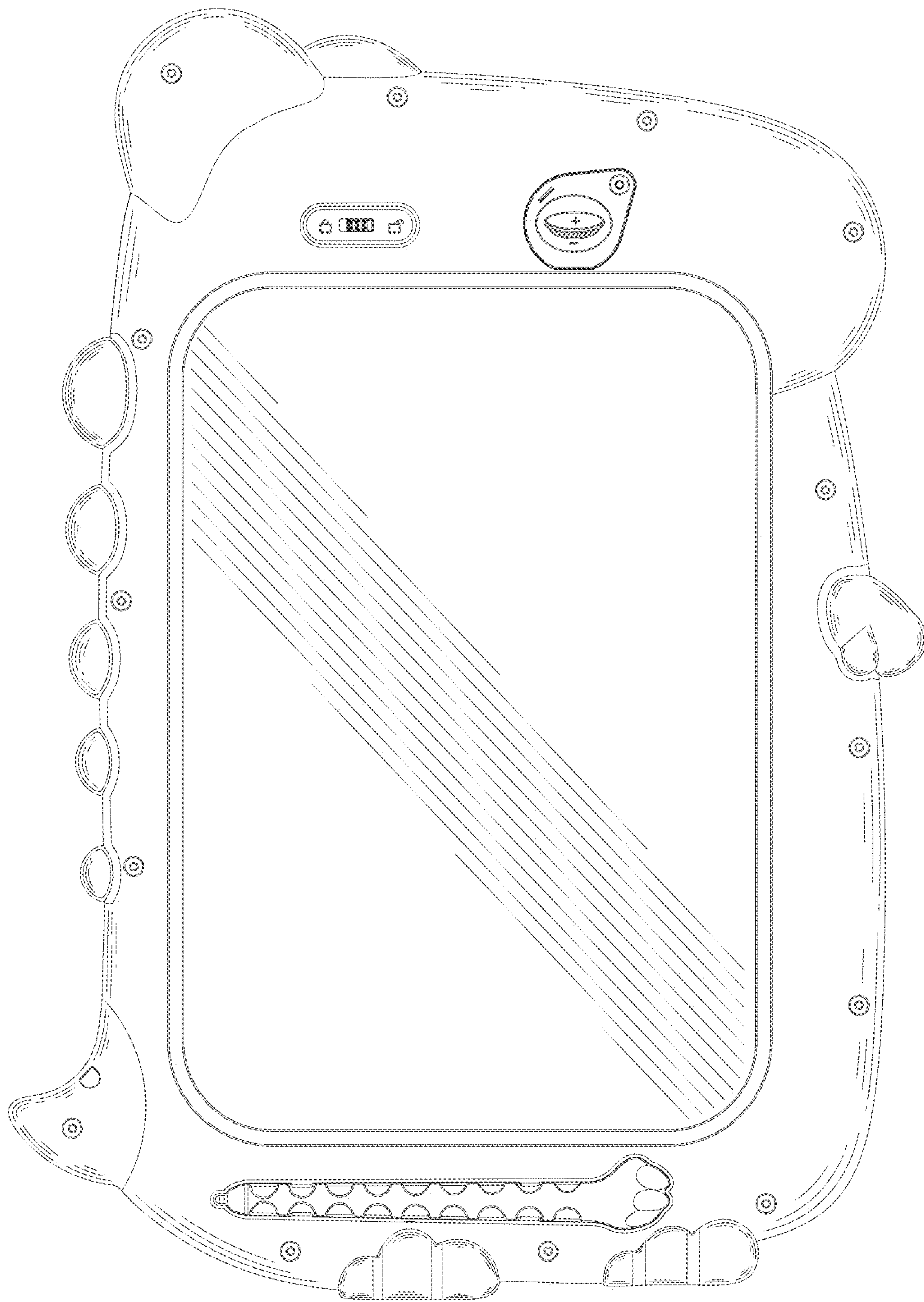


FIG. 3

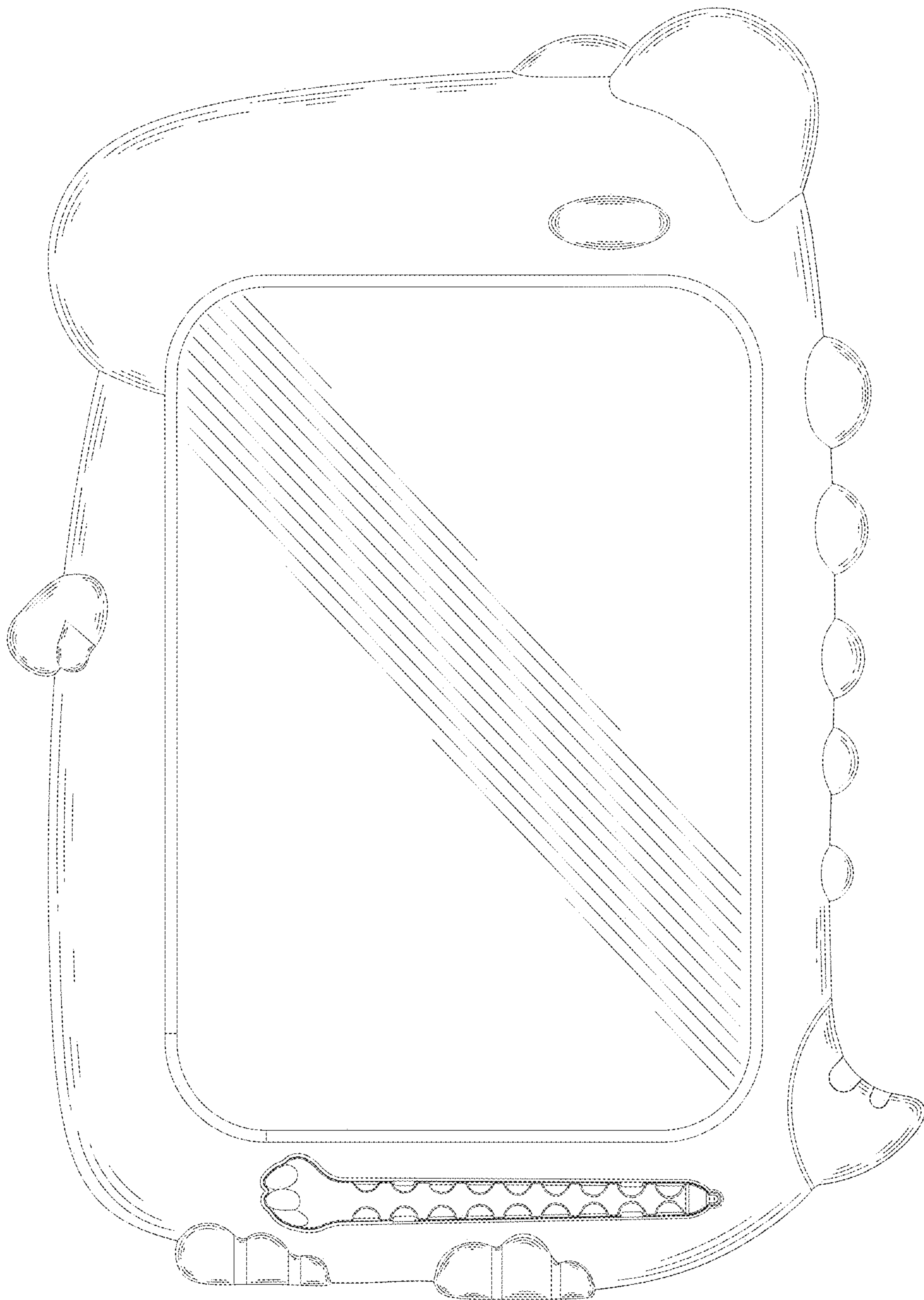


FIG. 4




FIG. 5




FIG. 6



FIG. 7



FIG. 8