



US00D943581S

(12) **United States Design Patent**  
**Zhan**

(10) **Patent No.:** **US D943,581 S**

(45) **Date of Patent:** **\*\* Feb. 15, 2022**

(54) **MOUSE**

(71) Applicant: **Shenzhen Huan Hu Techonology Co., Ltd.**, Shenzhen (CN)

(72) Inventor: **Xiongfeng Zhan**, Guangdong (CN)

(73) Assignee: **SHENZHEN HUAN HU TECHNOLOGY CO., LTD.**, Shenzhen (CN)

(\*\*) Term: **15 Years**

(21) Appl. No.: **29/750,747**

(22) Filed: **Sep. 16, 2020**

(51) **LOC (13) Cl.** ..... **14-02**

(52) **U.S. Cl.**  
USPC ..... **D14/409; D14/406**

(58) **Field of Classification Search**  
USPC ..... D14/402–411, 356, 388, 389, 383–385, D14/417, 426; 345/156–167; 463/36–38; 358/471, 473; 273/148 B  
CPC ..... G06F 3/03543; G06F 2203/0333; G06F 3/039; G06F 3/038; G06F 2203/0384  
See application file for complete search history.

(56) **References Cited**

**U.S. PATENT DOCUMENTS**

D853,386 S \* 7/2019 Kujawski ..... D14/409  
D853,387 S \* 7/2019 Kujawski ..... D14/409  
D882,575 S \* 4/2020 Jinkinson ..... D14/409

D892,799 S \* 8/2020 Jinkinson ..... D14/409  
D903,674 S \* 12/2020 Xu ..... D14/409  
D903,675 S \* 12/2020 Xu ..... D14/409  
D903,677 S \* 12/2020 Xu ..... D14/409  
D910,020 S \* 2/2021 Jinkinson ..... D14/409  
D910,633 S \* 2/2021 Yook ..... D14/409  
D911,340 S \* 2/2021 Lee ..... D14/409  
D912,052 S \* 3/2021 Xu ..... D14/409  
D920,333 S \* 5/2021 Chong ..... D14/409  
D920,978 S \* 6/2021 Chong ..... D14/409  
D923,007 S \* 6/2021 Depay ..... D14/409  
D924,238 S \* 7/2021 Chong ..... D14/409  
D925,536 S \* 7/2021 Carey ..... D14/409

\* cited by examiner

*Primary Examiner* — Austin Murphy

(74) *Attorney, Agent, or Firm* — Dragon Sun Law Firm, PC; Jinggao Li, Esq.

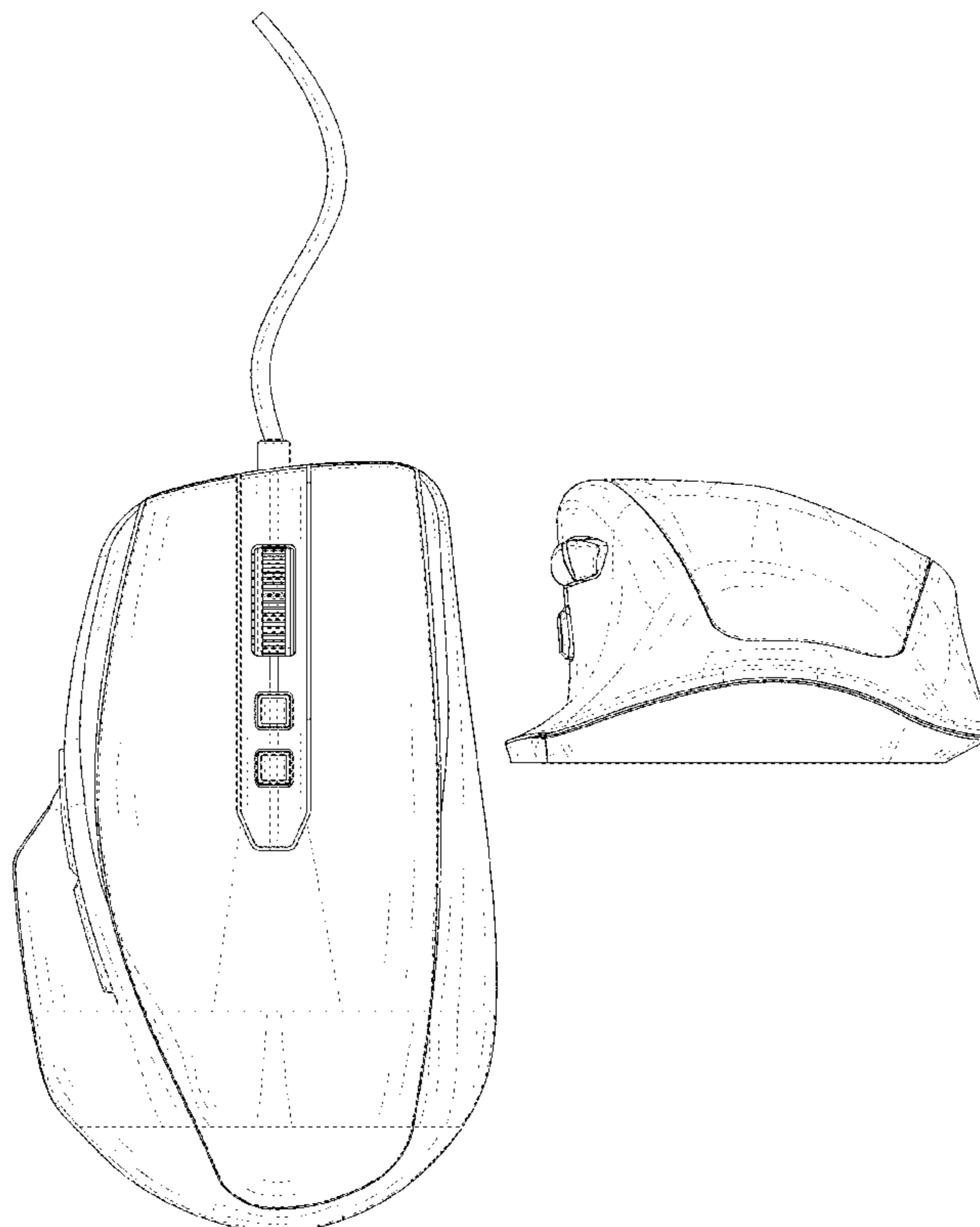
(57) **CLAIM**

The ornamental design for a mouse, as shown and described.

**DESCRIPTION**

FIG. 1 is a prospective view of a mouse showing my new design;  
FIG. 2 is a front view thereof;  
FIG. 3 is a rear view thereof  
FIG. 4 is a left side view thereof;  
FIG. 5 is a right side view thereof;  
FIG. 6 is a top plan view thereof; and,  
FIG. 7 is a bottom plan view thereof.  
The broken lines in the drawings illustrate portions of the mouse and form no part of the claimed design.

**1 Claim, 7 Drawing Sheets**



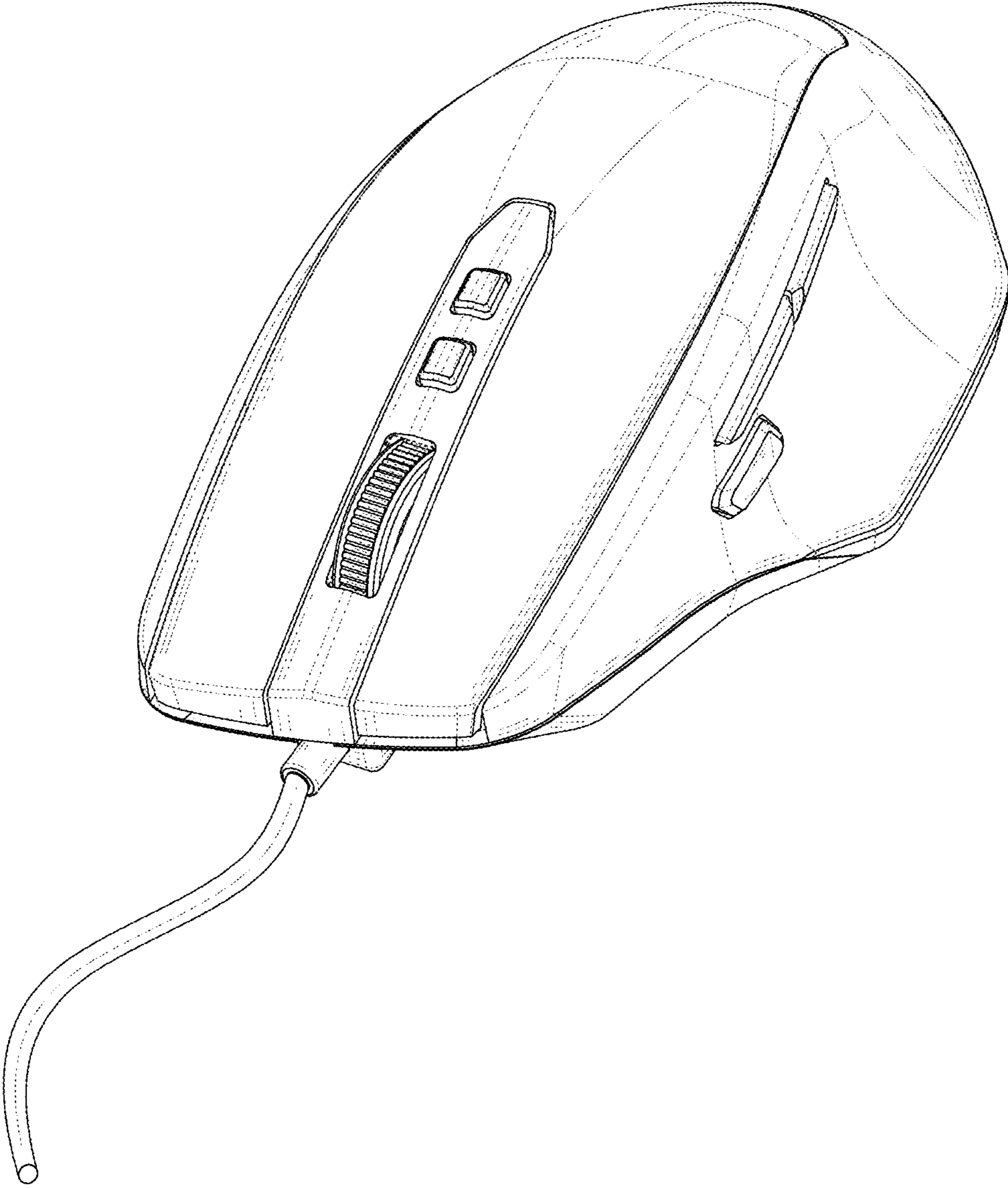


FIG. 1

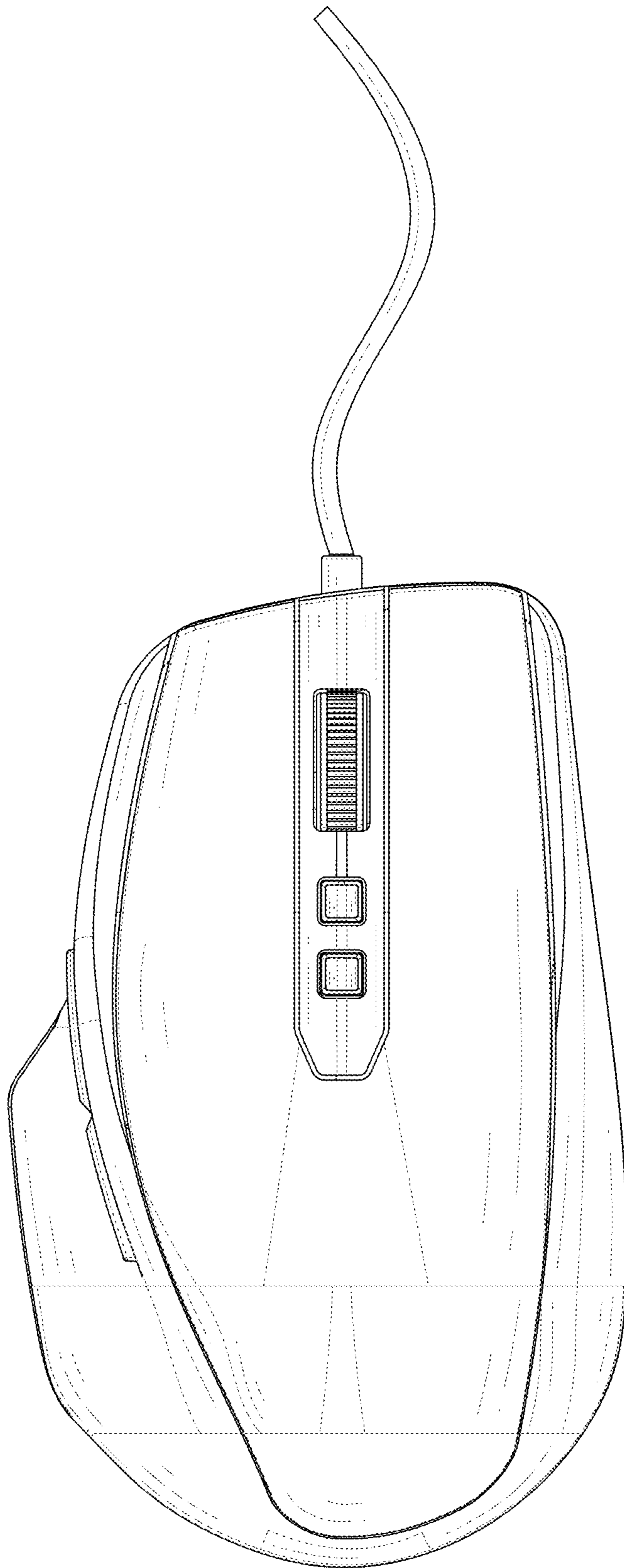


FIG. 2

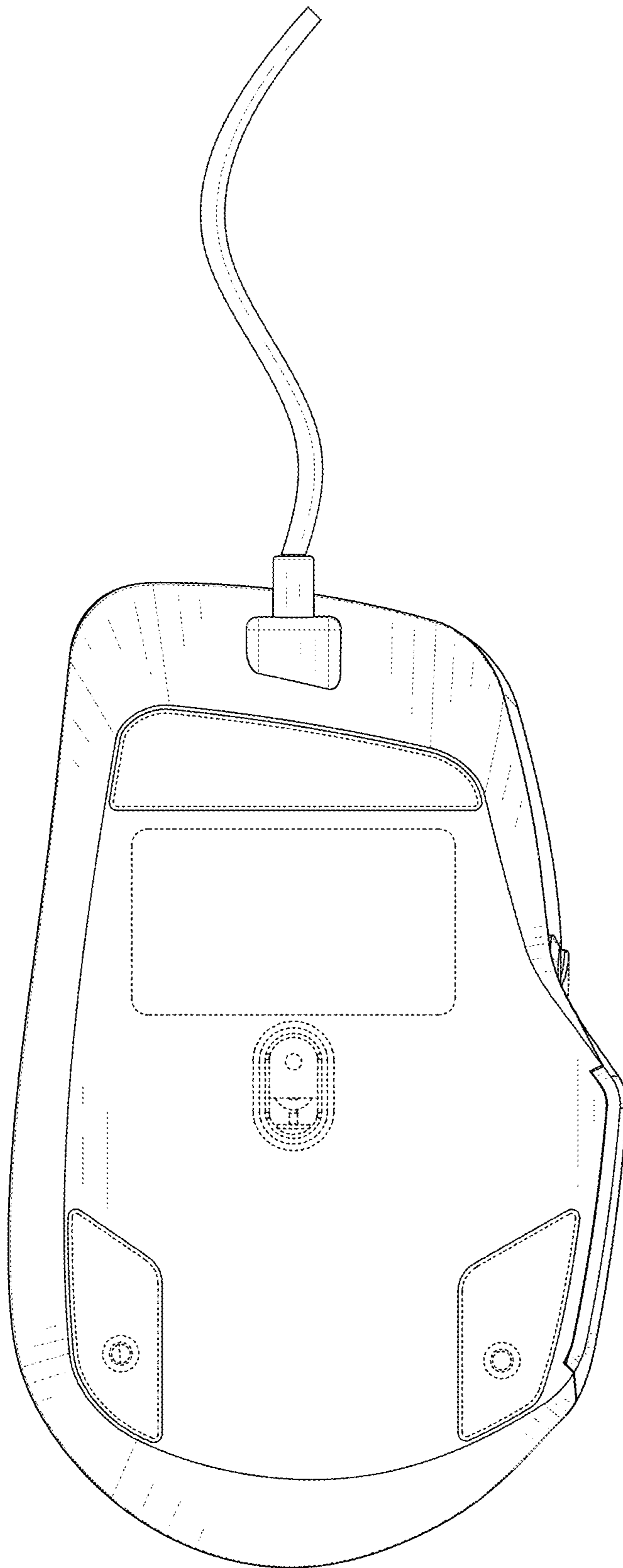


FIG. 3

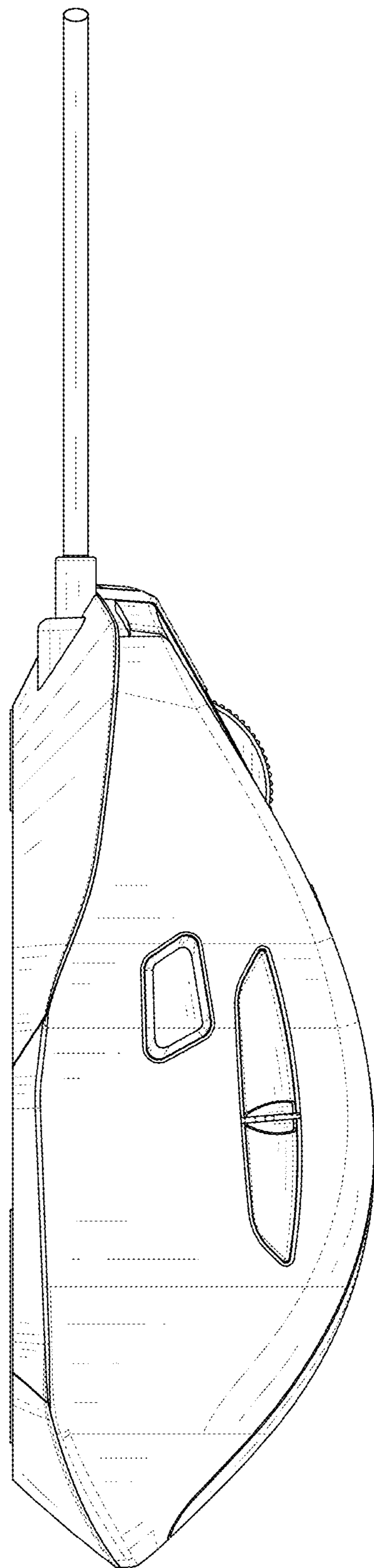


FIG. 4

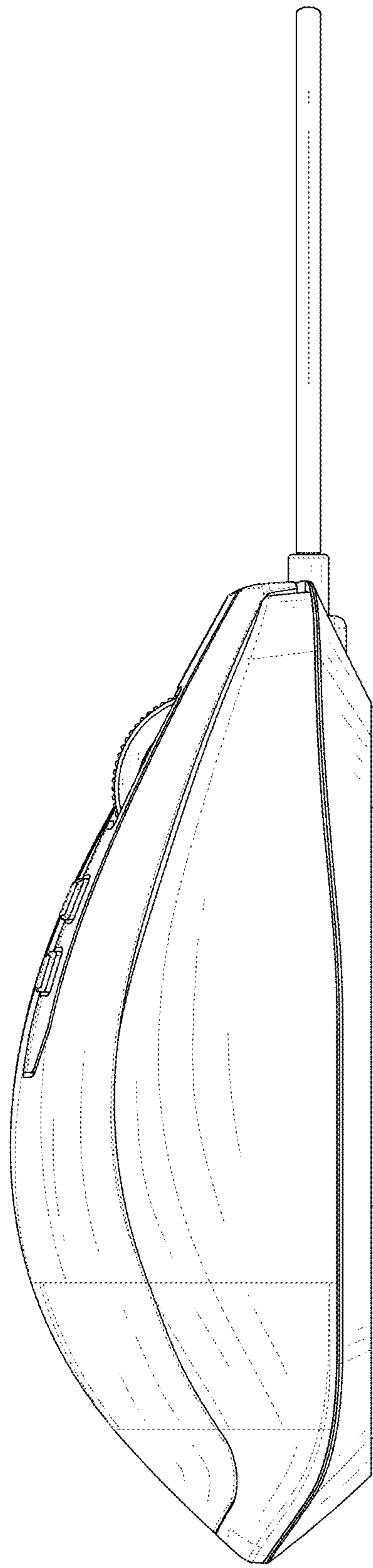


FIG. 5

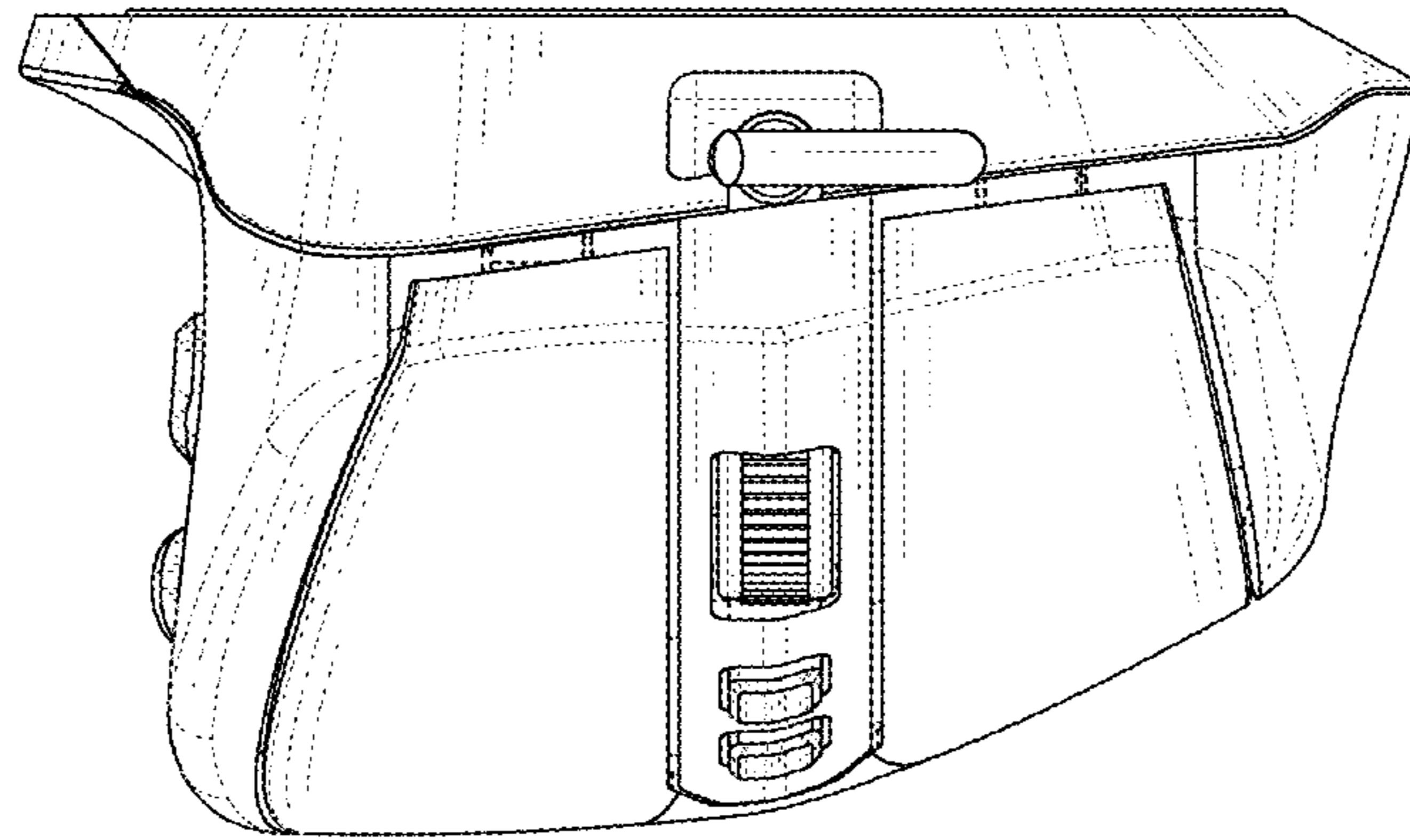


FIG. 6

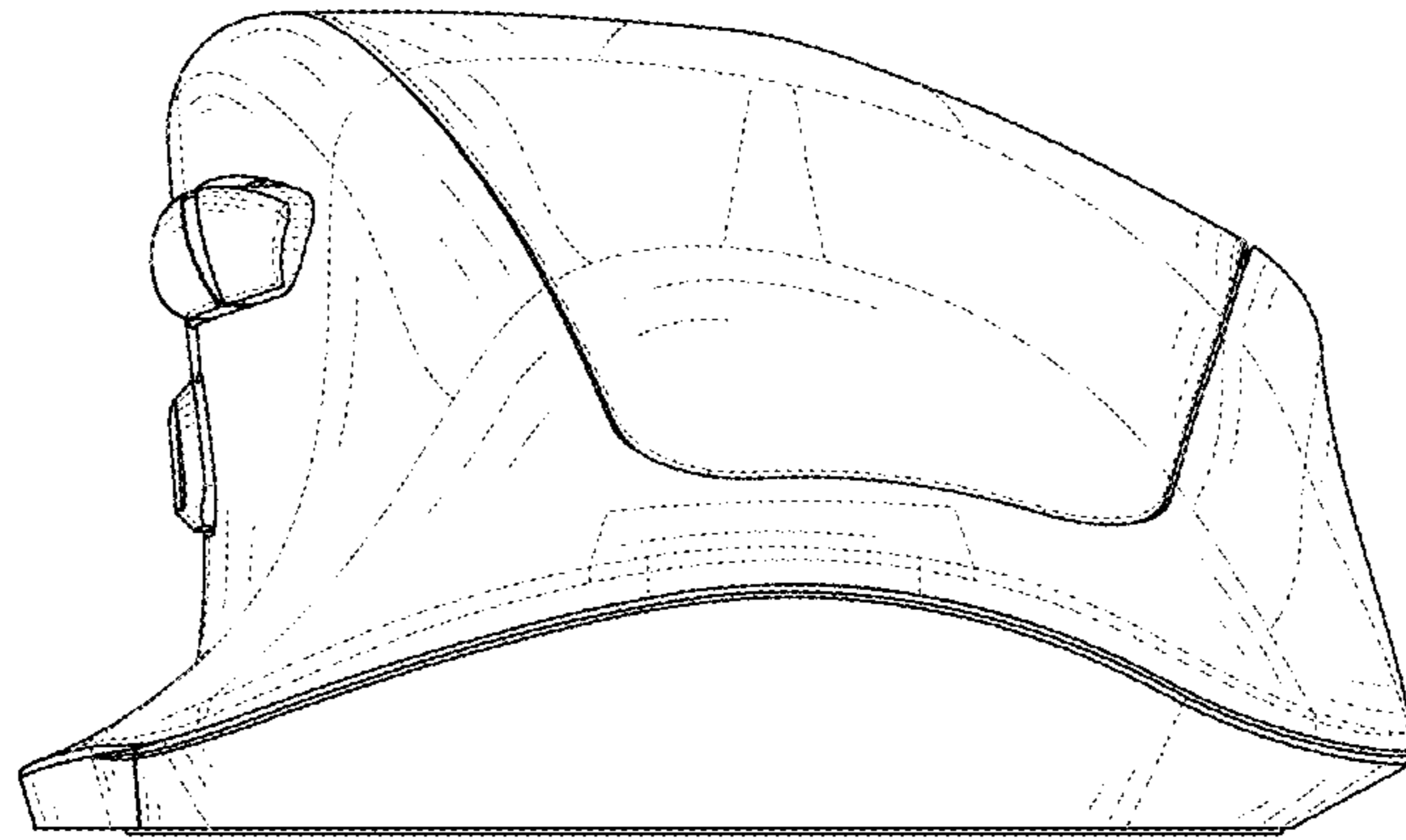


FIG. 7