



US00D943554S

(12) **United States Design Patent**
Zhang

(10) **Patent No.:** **US D943,554 S**
(45) **Date of Patent:** **** Feb. 15, 2022**

(54) **SET OF EARPHONES AND CHARGING CASE**

4,925,059 A * 5/1990 Harvey B65D 43/164
220/4.22

(Continued)

(71) Applicant: **Shenzhen DUNTUO Electronics Co., Ltd**, Shenzhen (CN)

FOREIGN PATENT DOCUMENTS

(72) Inventor: **Tao Zhang**, Shenzhen (CN)

EM 006807616-0001 * 9/2019
EM 006952644-0001 * 9/2019

(**) Term: **15 Years**

(Continued)

(21) Appl. No.: **29/714,948**

Primary Examiner — Paula Allen Greene
(74) *Attorney, Agent, or Firm* — Prakash Nama; Global IP Services, PLLC

(22) Filed: **Nov. 27, 2019**

(30) **Foreign Application Priority Data**

(57) **CLAIM**

Oct. 8, 2019 (CN) 201930544784.8

The ornamental design for a set of earphones and charging case, as shown and described.

(51) **LOC (13) Cl.** **14-01**

(52) **U.S. Cl.**
USPC **D14/223**

DESCRIPTION

(58) **Field of Classification Search**

USPC D14/223, 205, 224; D13/108; D3/201, D3/295, 294; D9/420, 424, 529, 521, D9/734; D28/76, 66, 78, 83; 132/301, 132/295; 206/702; 220/4.22; D24/174; 128/864, 865, 866; 381/380, 381, 322, 381/328, 323; 320/110; 455/90.3, 575.1, 455/569.1
CPC H02J 7/00034; H02J 7/00; H04R 1/10; H04R 25/00; H04R 25/02; H04R 1/1066; H04R 1/1016; H04R 5/033; H04R 5/0335; B65D 5/00; B65D 43/02; B65D 25/10

See application file for complete search history.

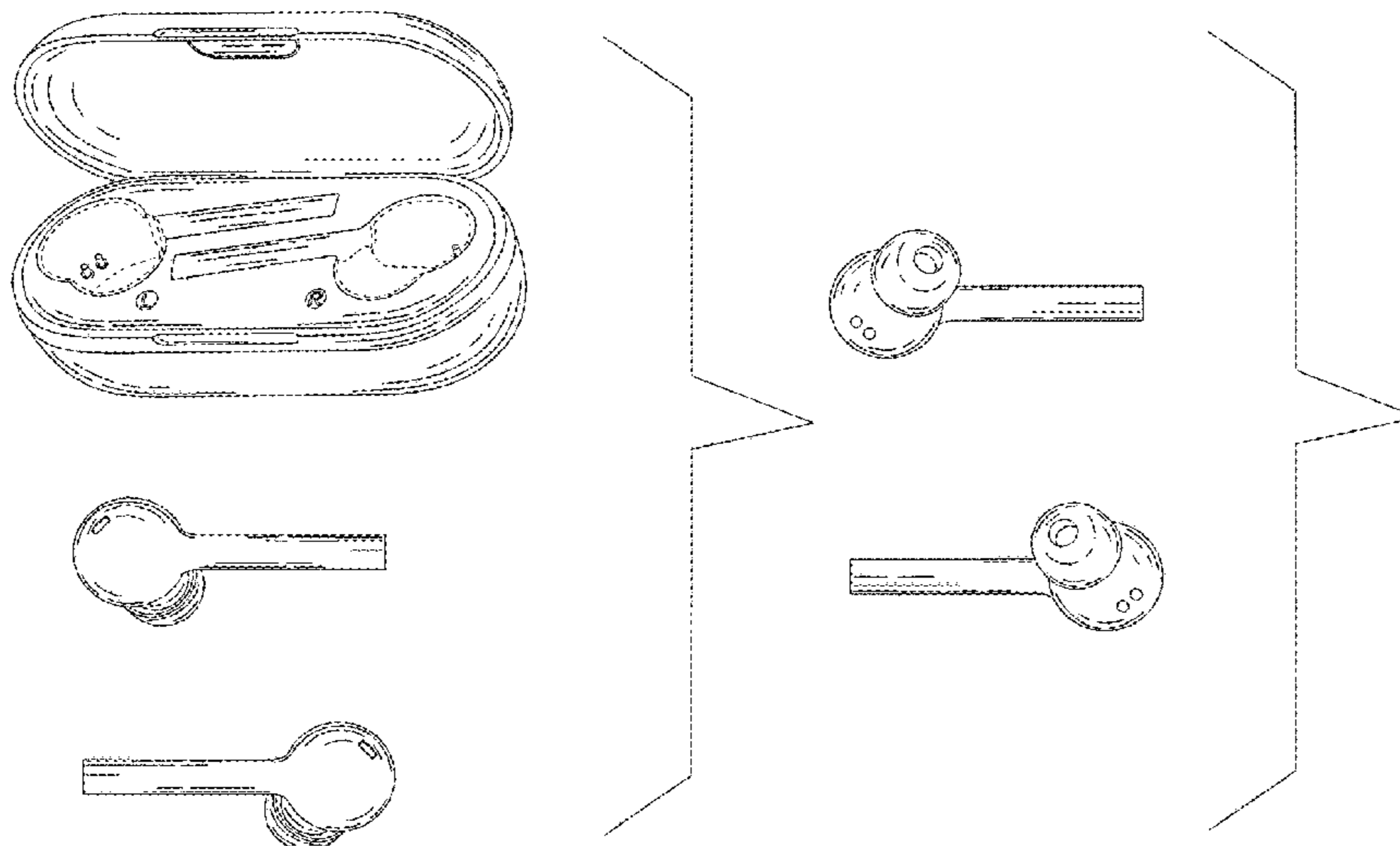
FIG. 1 is a perspective view of a set of earphones and charging case showing my new design; FIG. 2 is a front elevational view of the earphones; FIG. 3 is a rear elevational view thereof; FIG. 4 is a left side view thereof; FIG. 5 is a right side view thereof; FIG. 6 is a top plan view thereof; FIG. 7 is a bottom plan view thereof; FIG. 8 is a perspective view thereof; FIG. 9 is another perspective view thereof; FIG. 10 is a front elevational view of a charging case of the set of earphones and charging case, shown separately for ease of illustration; FIG. 11 is a rear elevational view thereof; FIG. 12 is a left side view thereof; FIG. 13 is a right side view thereof; FIG. 14 is a top plan view thereof; FIG. 15 is a bottom plan view thereof; and, FIG. 16 is a perspective view thereof. The broken lines depict environment that forms no part of the claimed design.

(56) **References Cited**

U.S. PATENT DOCUMENTS

1,513,776 A * 11/1924 Wells A45C 13/34
206/6
2,301,182 A * 11/1942 Kaser A45C 11/04
220/4.22
2,601,101 A * 6/1952 Derham A45C 13/005
16/250

1 Claim, 16 Drawing Sheets



(56)

References Cited

U.S. PATENT DOCUMENTS

5,505,328 A * 4/1996 Stribiak A01K 97/06
206/315.11
5,782,371 A * 7/1998 Baerenwald B65D 43/168
220/4.22
6,668,064 B1 * 12/2003 Lin H04R 1/1016
381/380
6,738,487 B1 * 5/2004 Nageno H04R 1/1016
381/322
D515,070 S * 2/2006 Andre D14/205
D553,077 S * 10/2007 Kim D13/108
D591,721 S * 5/2009 Densho D14/205
D591,722 S * 5/2009 Densho D14/205
D619,122 S * 7/2010 Nomura D14/223
D627,766 S * 11/2010 Arimoto D14/223
D633,086 S * 2/2011 Chen D14/223
D639,279 S * 6/2011 Andre D14/223
D662,493 S * 6/2012 Chen D14/223
D664,523 S * 7/2012 Naitou D14/223
D691,594 S * 10/2013 Akana D14/223
D738,110 S * 9/2015 Jiang D3/294
D757,682 S * 5/2016 Perez D14/205
D770,412 S * 11/2016 Son D14/205
D801,314 S * 10/2017 Akana D14/223
D817,640 S * 5/2018 Dang D3/294
D820,809 S * 6/2018 Akana D14/205
D822,009 S * 7/2018 Matoba D14/223
D831,619 S * 10/2018 Matoba D14/223
D832,824 S * 11/2018 Kim D14/223
D838,480 S * 1/2019 Son D3/294
D841,580 S * 2/2019 Bao D13/108
D841,581 S * 2/2019 Bonahoom D13/108
D847,125 S * 4/2019 Akana D14/223
D847,794 S * 5/2019 Guo D14/223
D848,979 S * 5/2019 Kim D14/223
D848,980 S * 5/2019 Kim D14/223
D848,982 S * 5/2019 Kim D14/223
D848,983 S * 5/2019 Kim D14/223
D861,647 S * 10/2019 Chen D14/223
D863,260 S * 10/2019 Zheng D14/223
D864,110 S * 10/2019 Yoshimura D13/108
D864,165 S * 10/2019 Roberts D14/223
D864,264 S * 10/2019 Tudor D15/138
D864,919 S * 10/2019 Bonahoom D14/223
D865,720 S * 11/2019 Deng D14/223
D869,445 S * 12/2019 Hu D14/223

D872,711 S * 1/2020 Hu D14/223
D873,217 S * 1/2020 Zhang D13/108
D878,048 S * 3/2020 Wang D3/294
D878,337 S * 3/2020 Yang D14/223
D881,810 S * 4/2020 Zhang D13/108
D882,553 S * 4/2020 Wu D14/223
D883,260 S * 5/2020 Hu D14/223
D883,960 S * 5/2020 Du D14/223
D886,454 S * 6/2020 Williamson D3/294
D887,351 S * 6/2020 Bonahoom D13/108
D887,396 S * 6/2020 Wang D14/223
10,701,472 B1 * 6/2020 Xu H02J 7/0044
D890,138 S * 7/2020 Peng D14/223
D893,462 S * 8/2020 Liu D14/223
D894,123 S * 8/2020 Xiong D13/108
D896,206 S * 9/2020 Xu D14/223
D896,788 S * 9/2020 Akana D14/223
D897,997 S * 10/2020 Zhang D14/223
D900,065 S * 10/2020 Distefano D14/223
D902,588 S * 11/2020 Zhang D3/294
D902,589 S * 11/2020 Li D3/295
D903,639 S * 12/2020 Yang D14/223
D904,023 S * 12/2020 Wang D3/294
D905,017 S * 12/2020 Chen D14/223
D905,018 S * 12/2020 Zhu D14/223
D906,238 S * 12/2020 Zhang D13/108
D907,606 S * 1/2021 Lin D14/223
D909,347 S * 2/2021 Akana D14/223
D910,600 S * 2/2021 Zhang D14/223
D913,223 S * 3/2021 Li D13/108
D916,683 S * 4/2021 Yao D14/223
D918,179 S * 5/2021 Zhao D14/223
D924,130 S * 7/2021 Zhang D13/108
D924,209 S * 7/2021 Wu D14/223
D924,851 S * 7/2021 Li D14/223
D932,472 S * 10/2021 Wang D14/223
2015/0382100 A1 * 12/2015 Azmi H04R 1/1016
381/380
2019/0069066 A1 * 2/2019 Song H04R 1/1041
2019/0304896 A1 * 10/2019 Then H01L 23/53295
2020/0252715 A1 * 8/2020 Zhou H04R 1/1041
2020/0382856 A1 * 12/2020 Liu H04R 1/2826

FOREIGN PATENT DOCUMENTS

EM 008368369-0001 * 12/2020
GB 9008029292-0001 * 7/2020

* cited by examiner

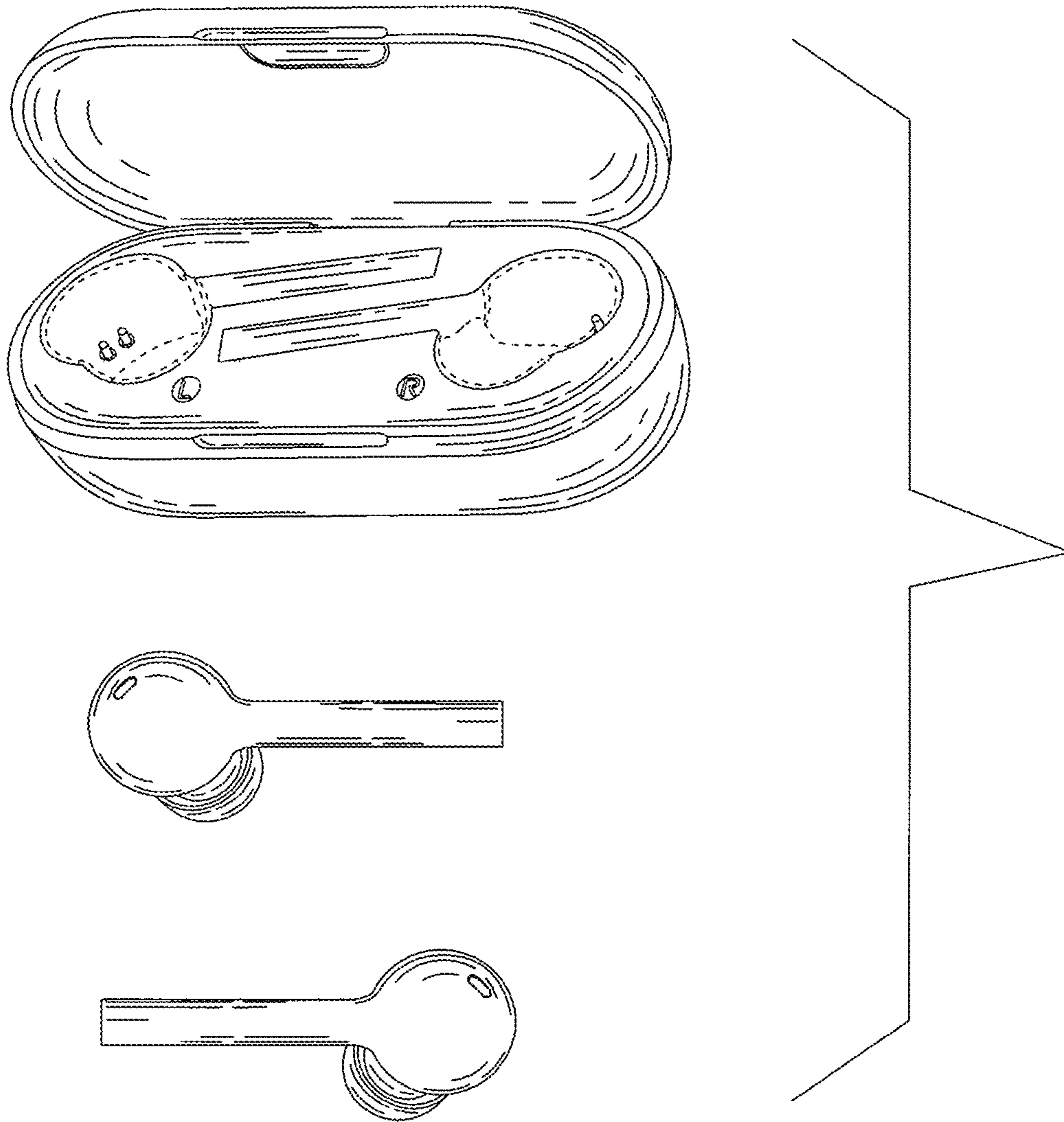


FIG. 1

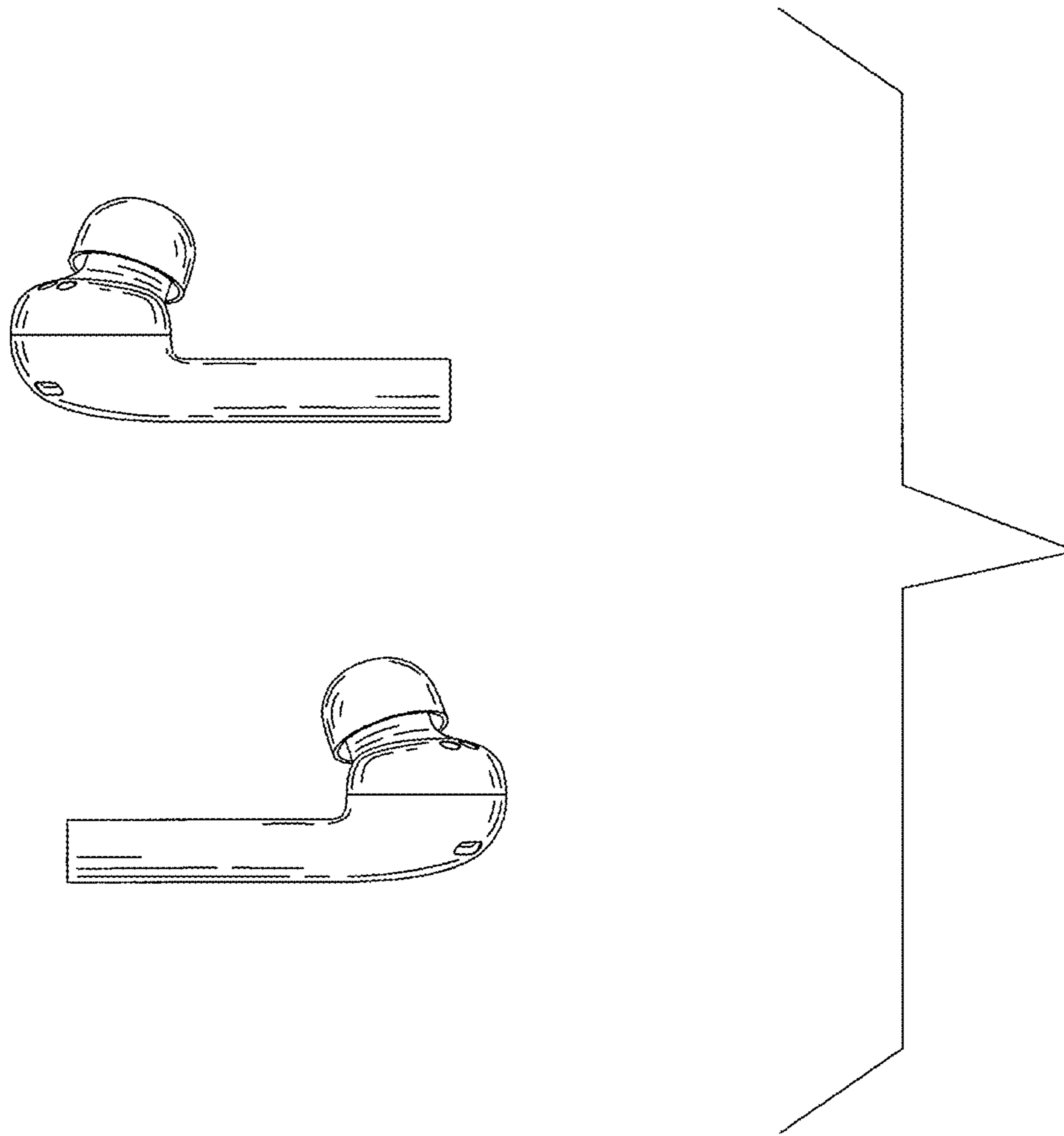


FIG. 2

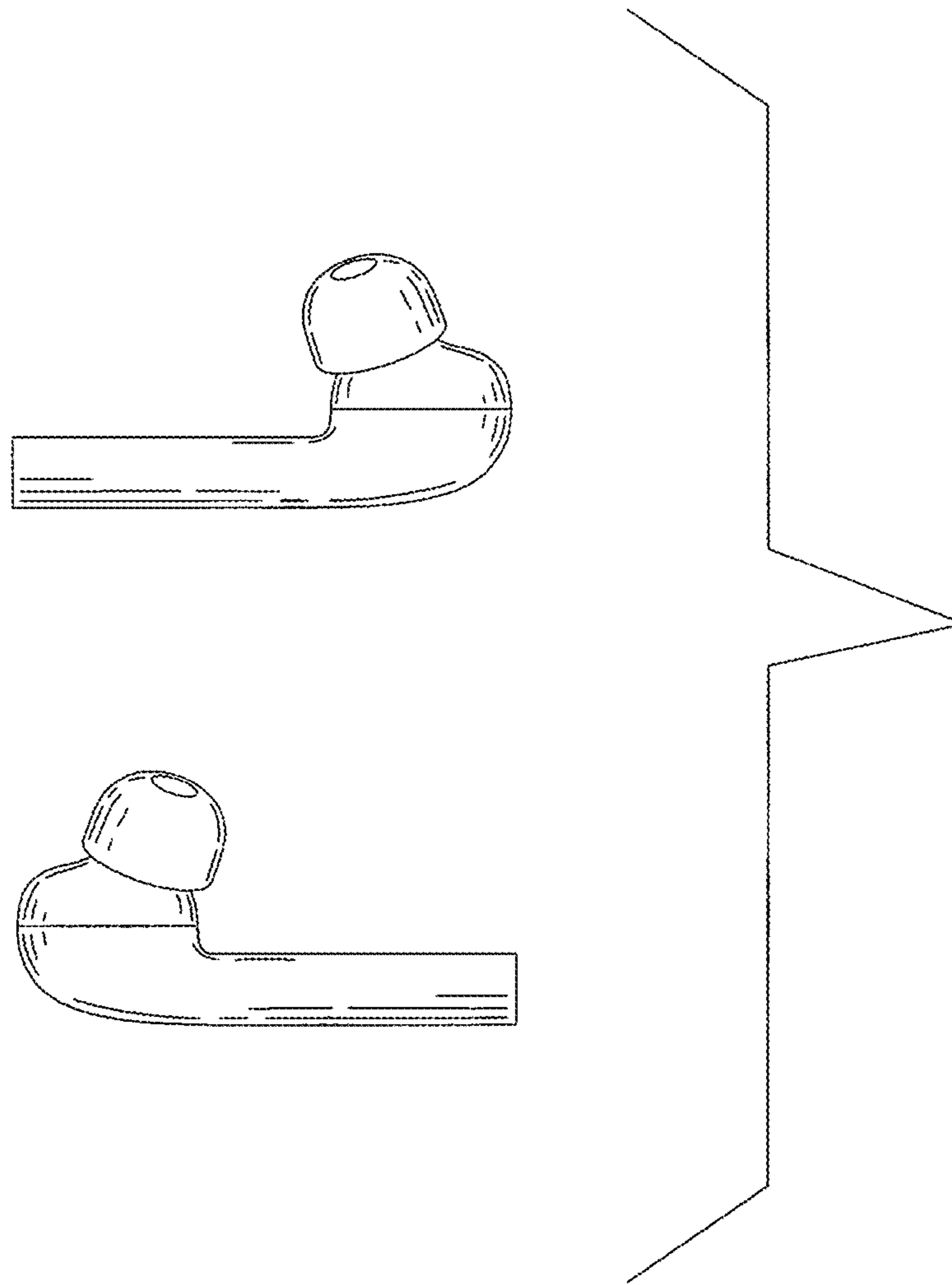


FIG. 3

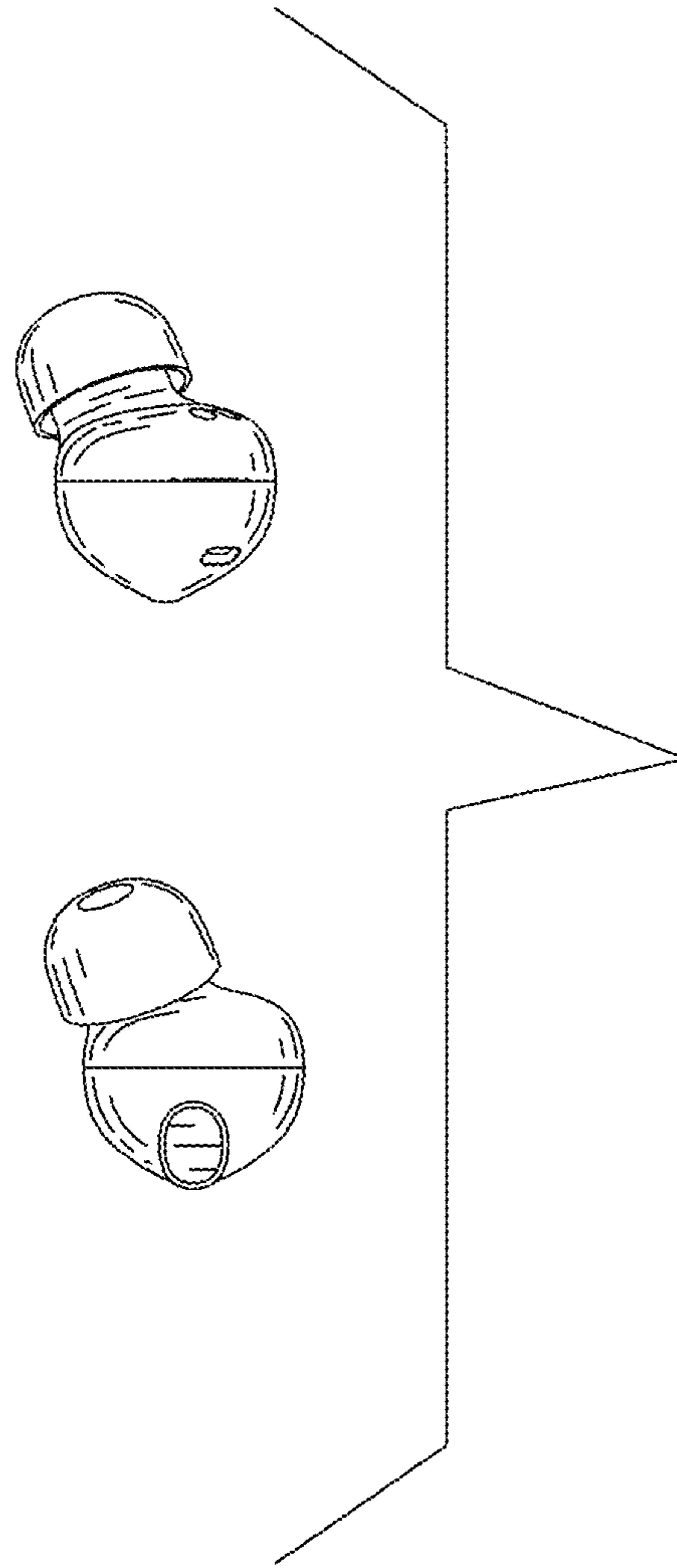


FIG. 4

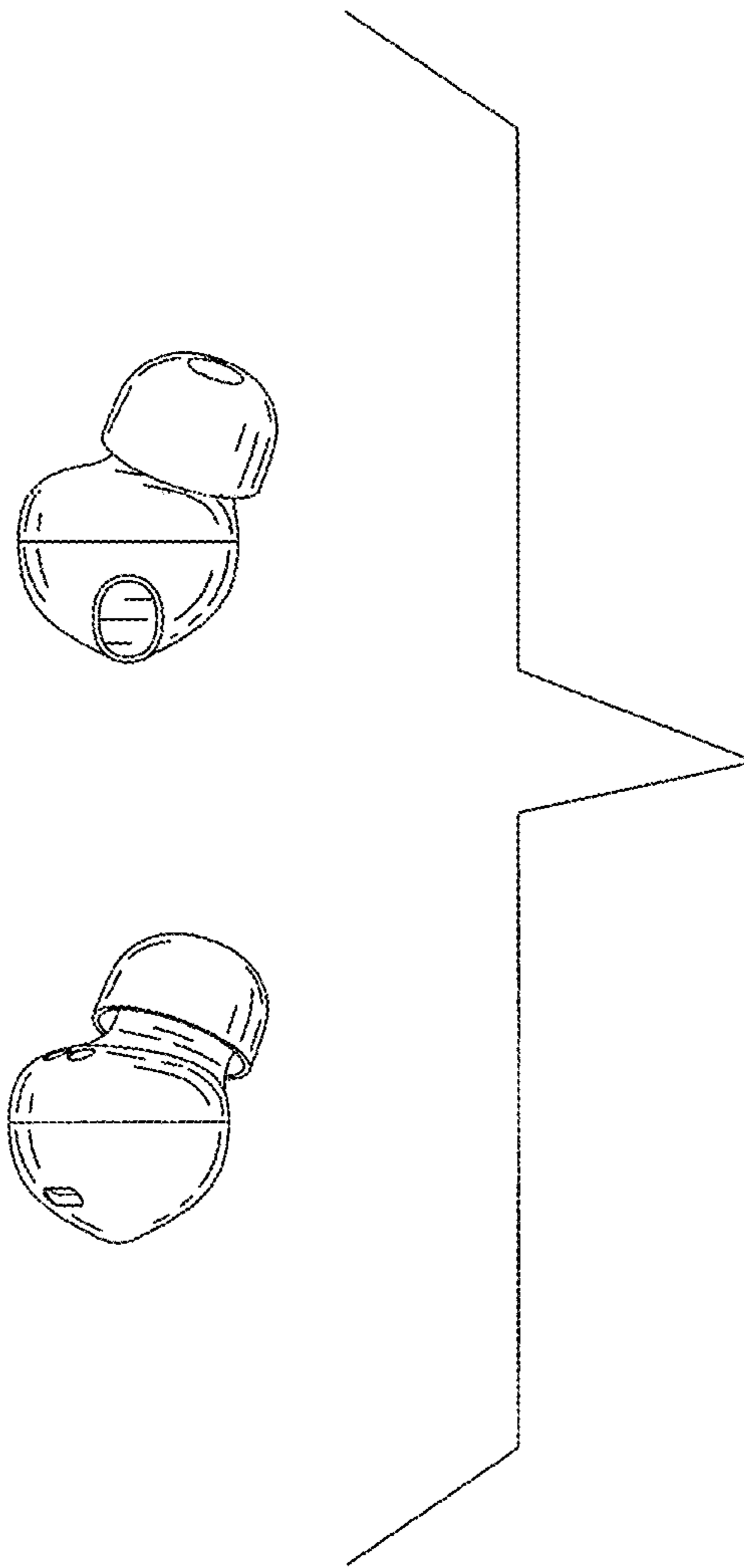


FIG. 5

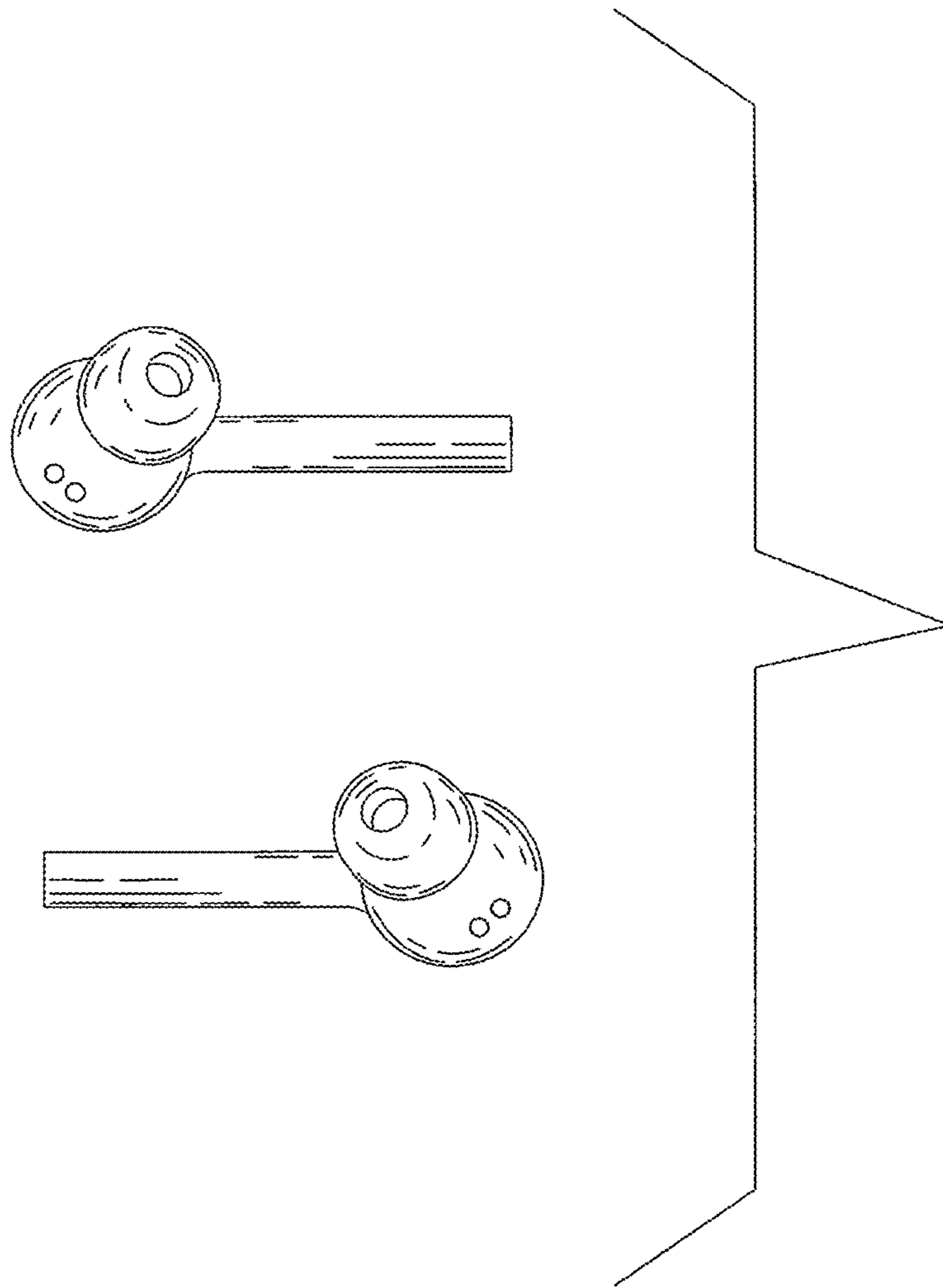


FIG. 6

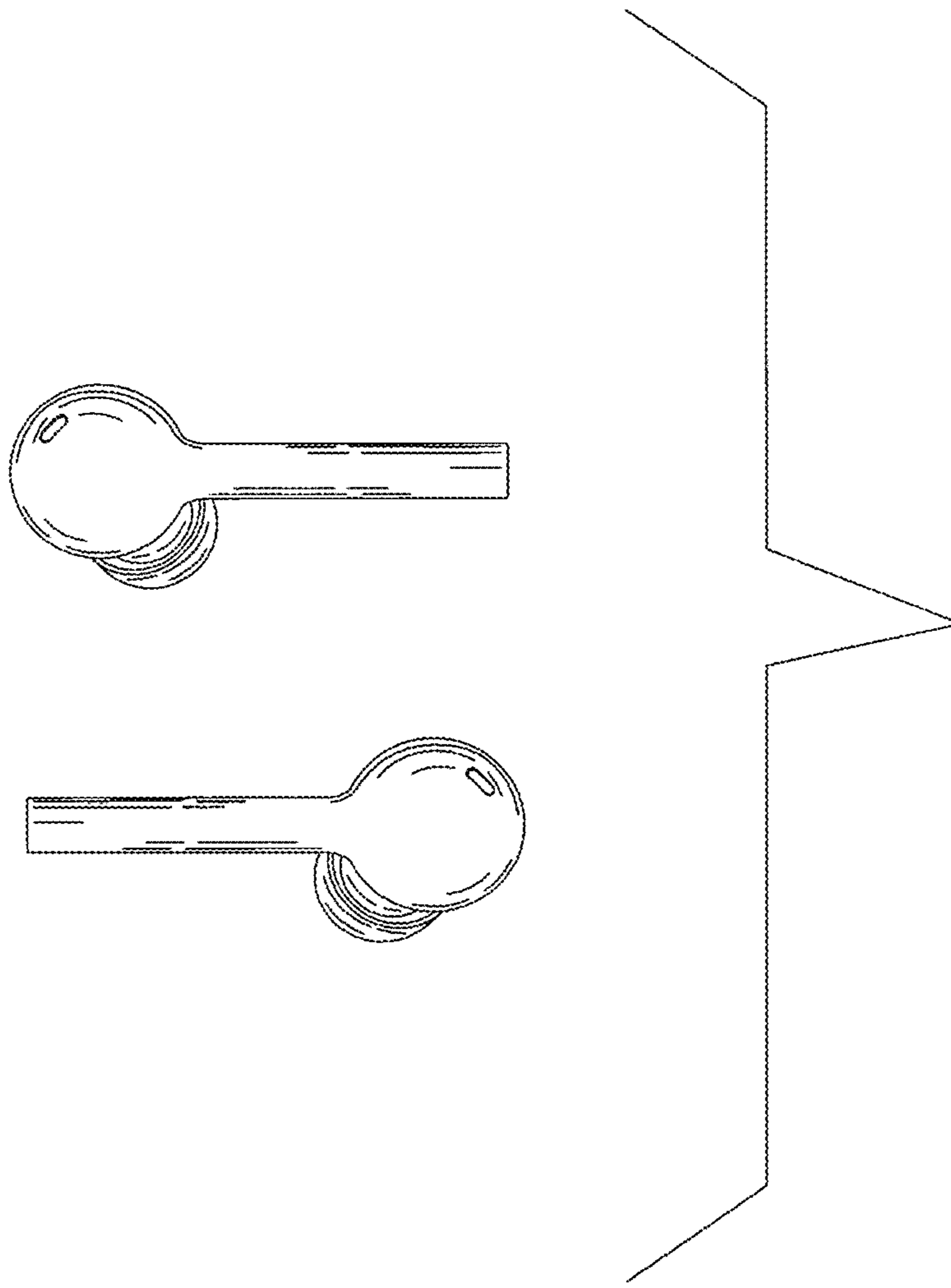


FIG. 7

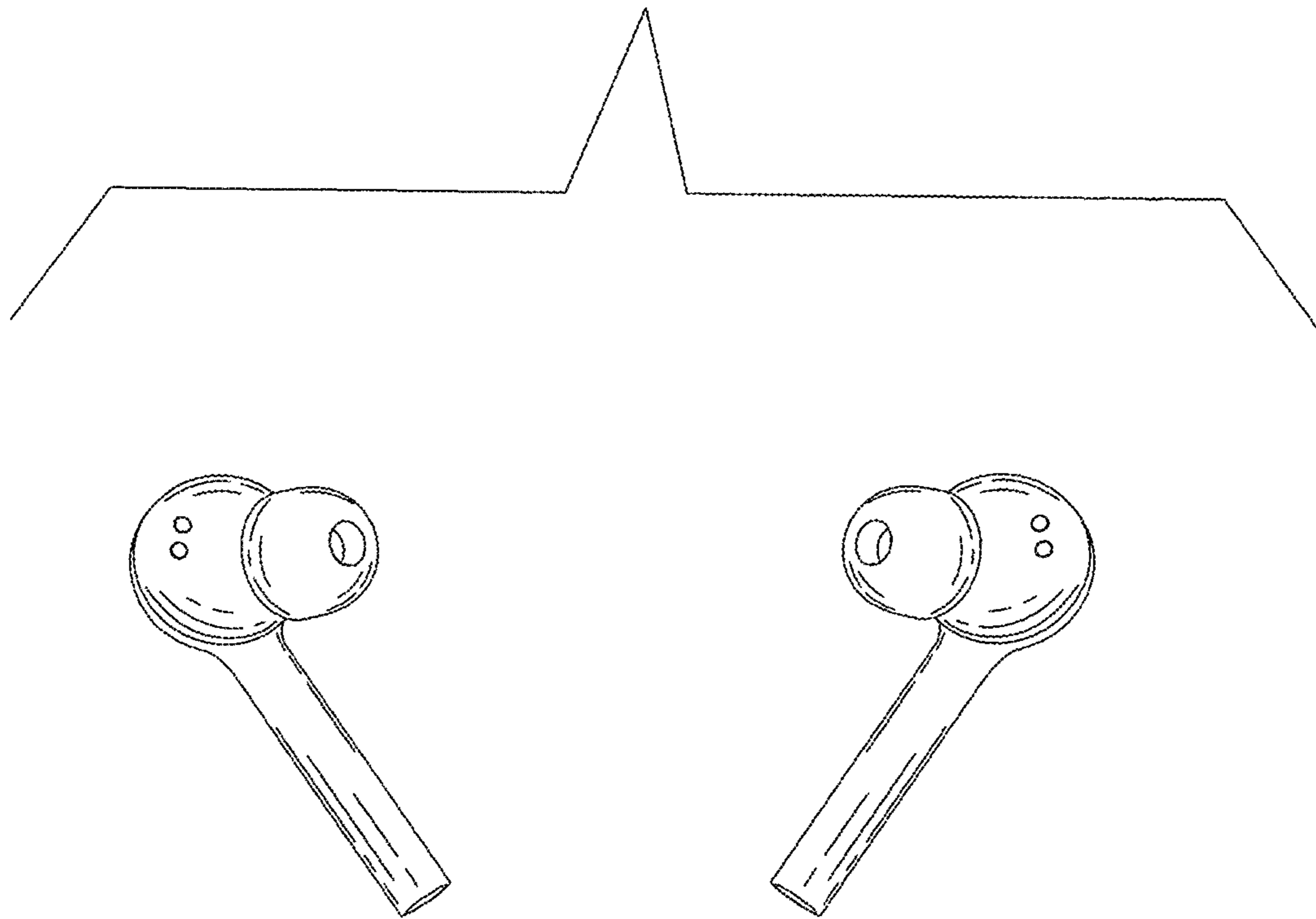


FIG. 8

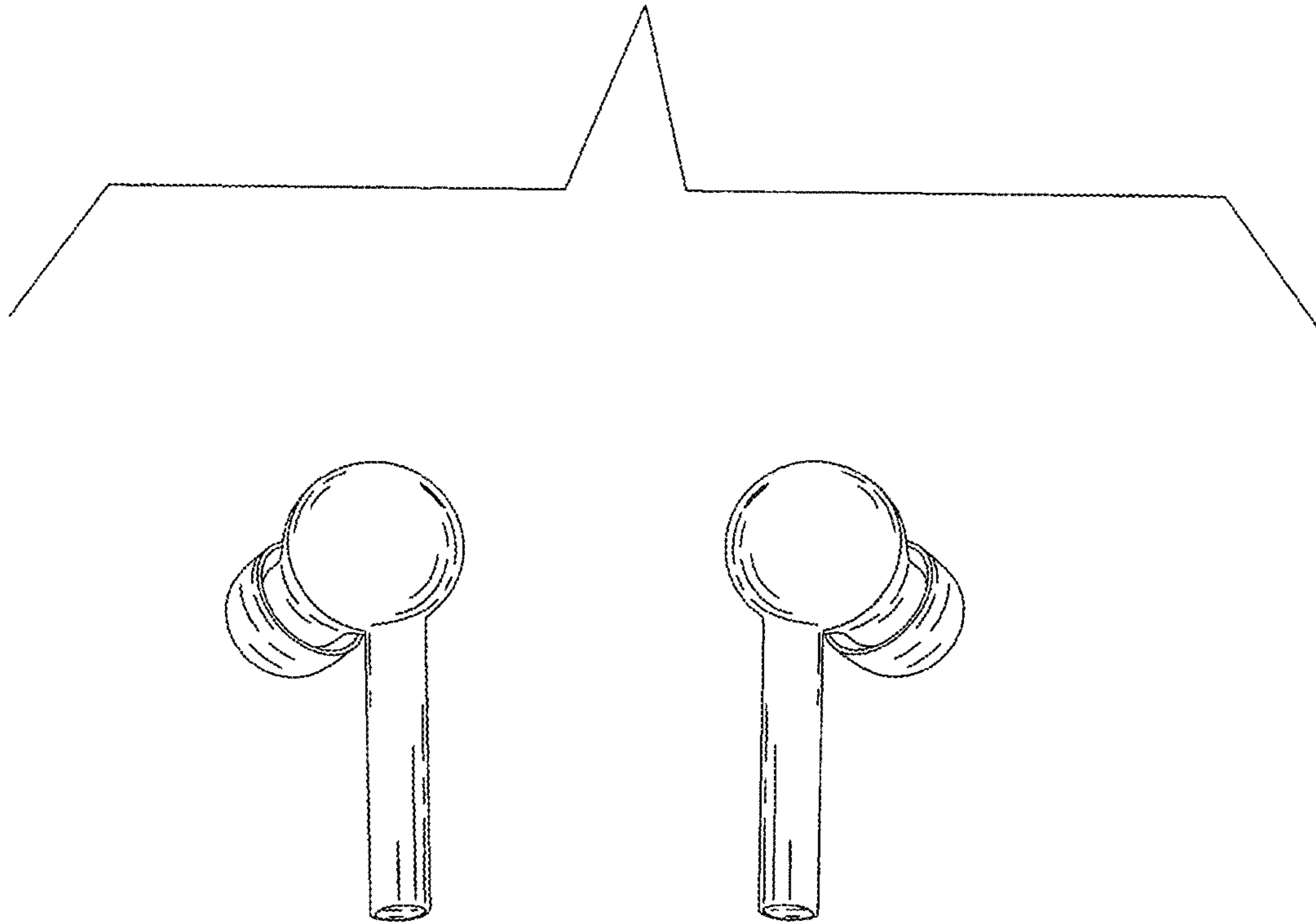


FIG. 9

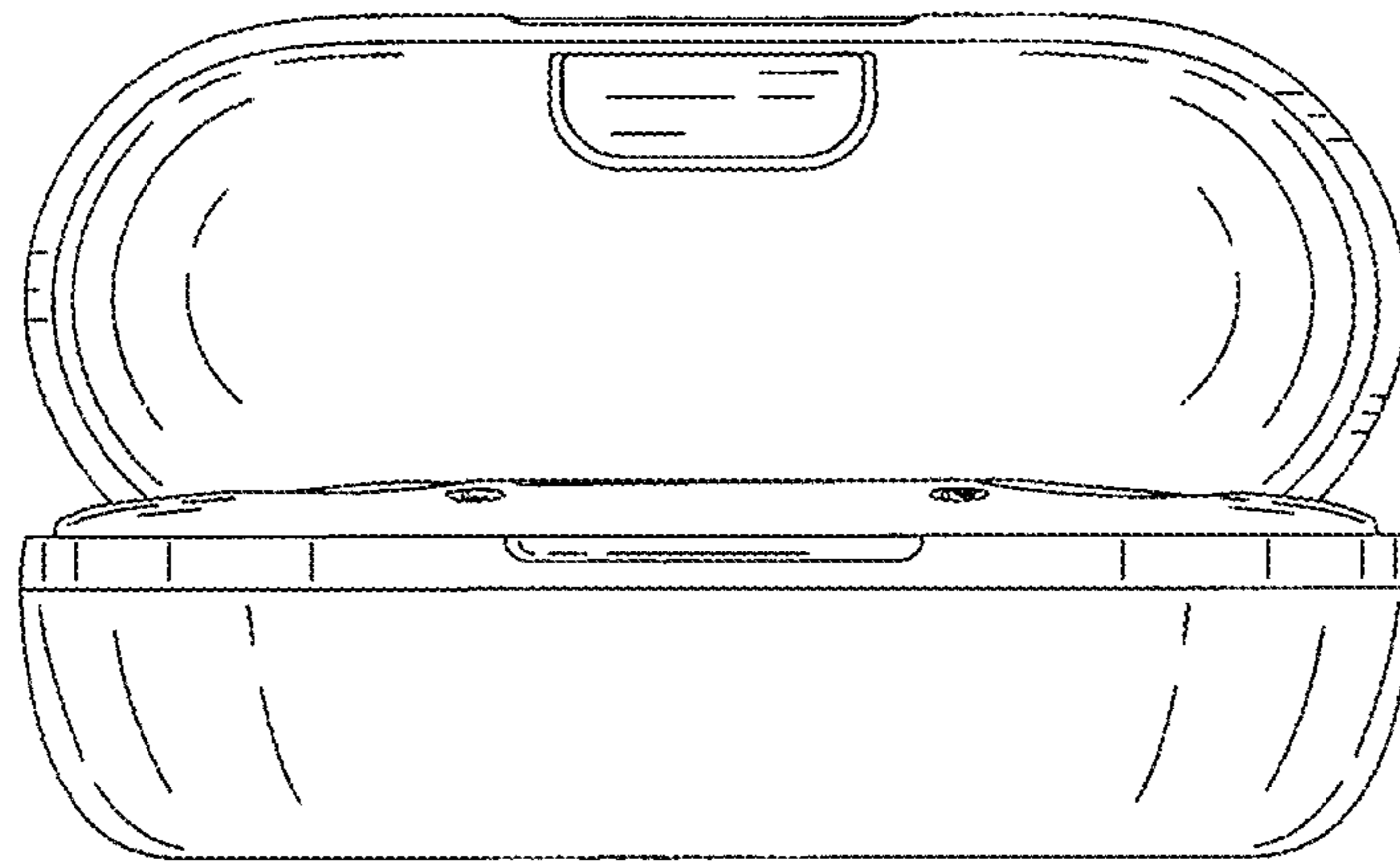


FIG. 10

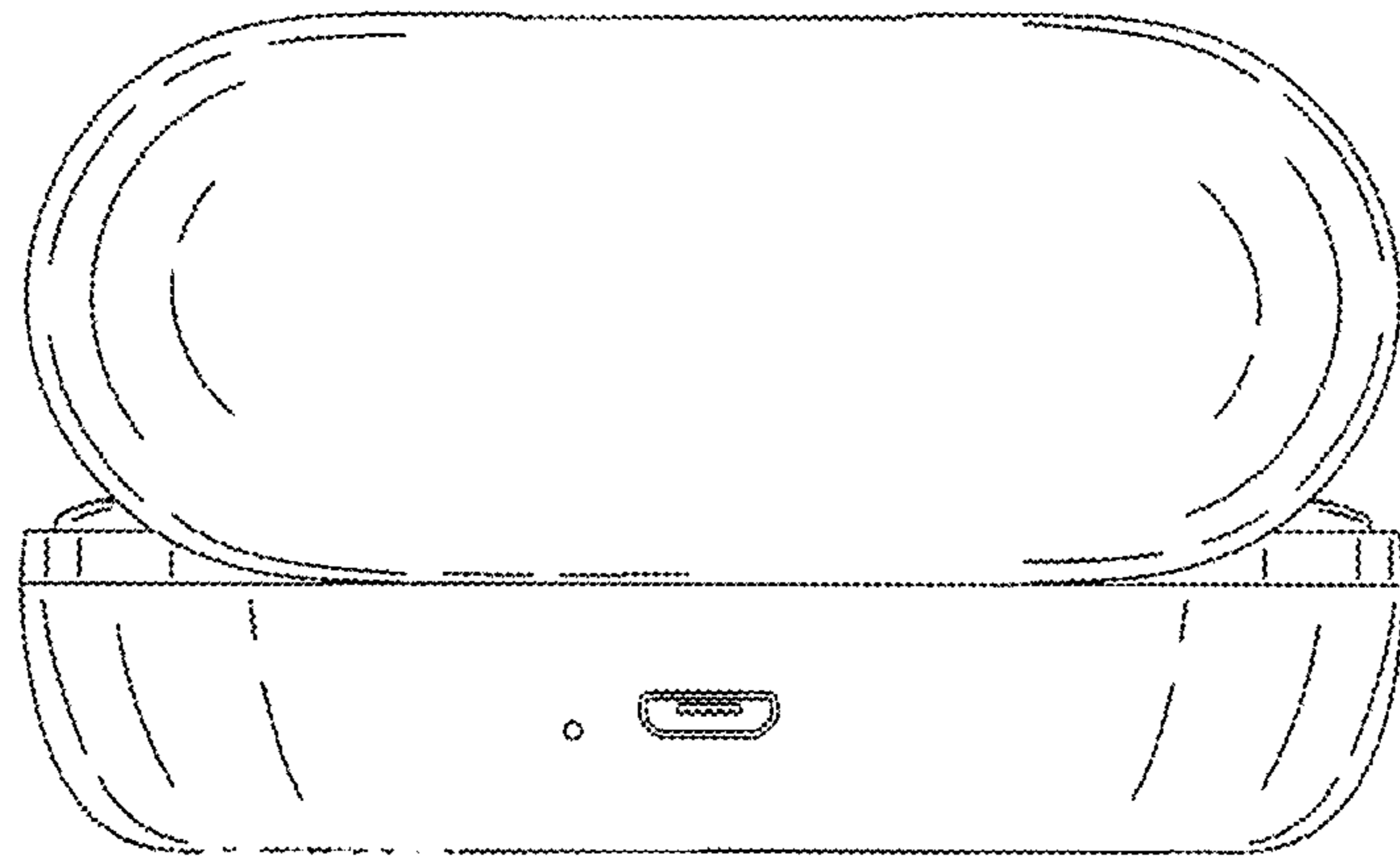


FIG. 11

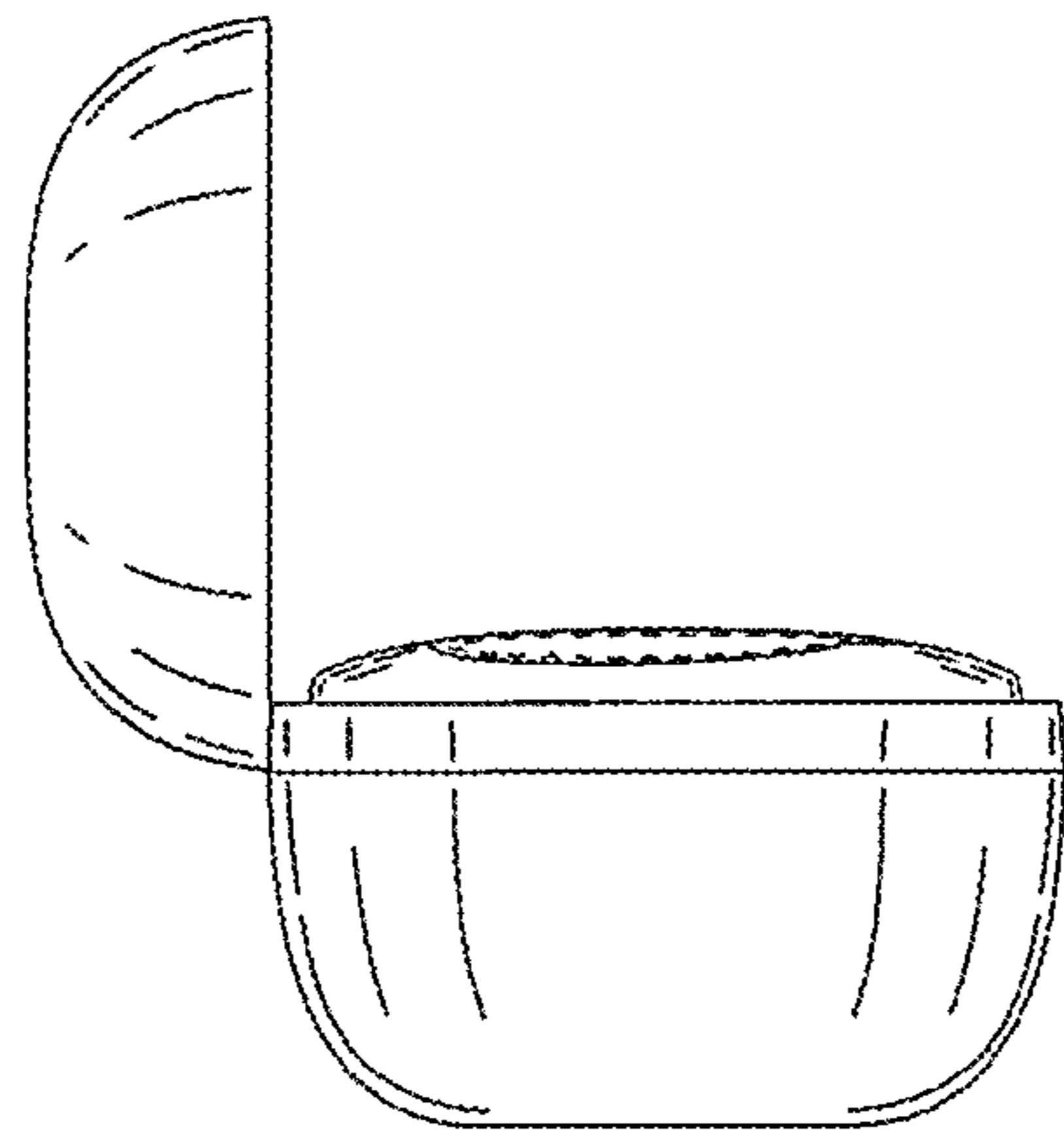


FIG. 12

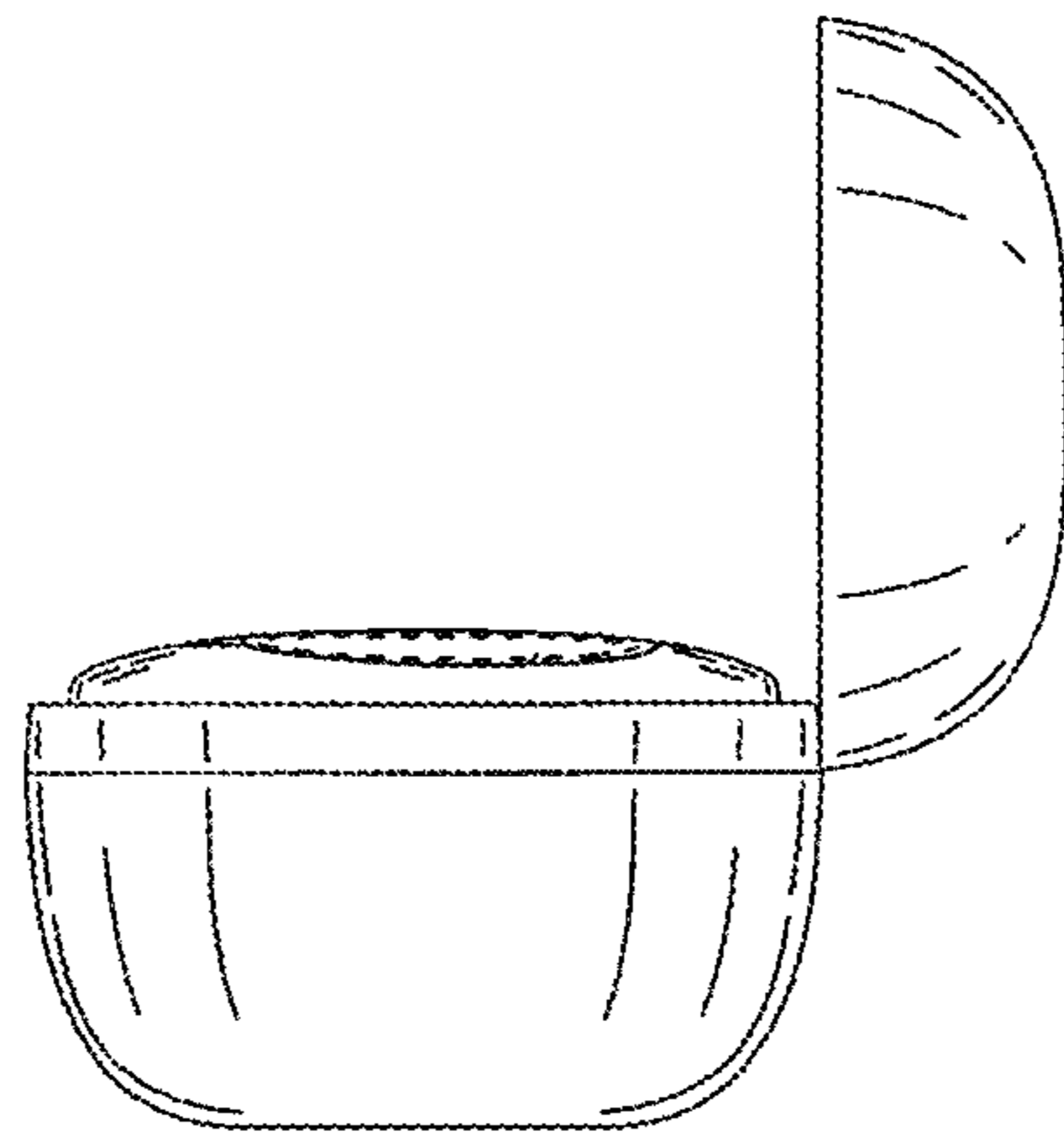


FIG. 13

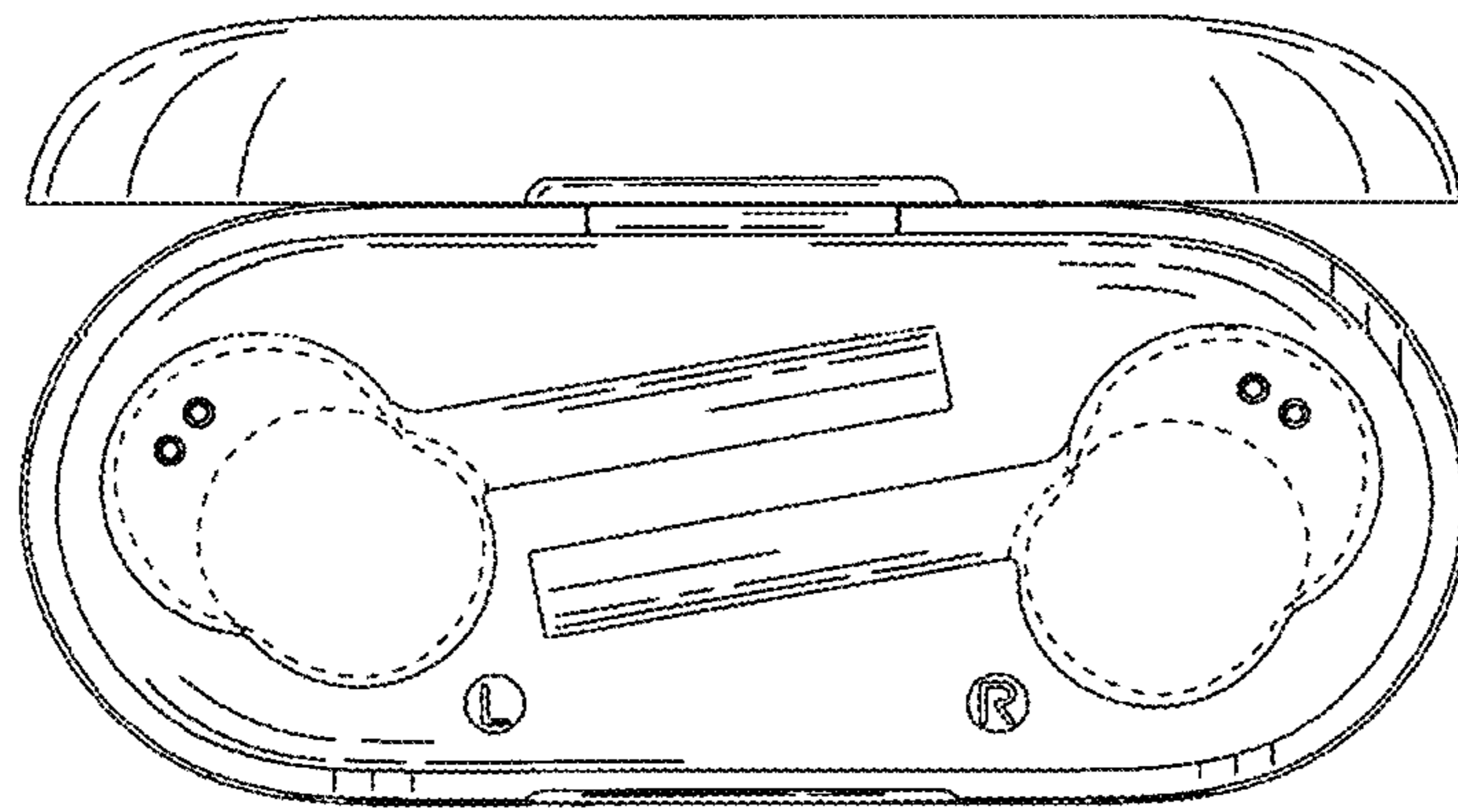


FIG. 14

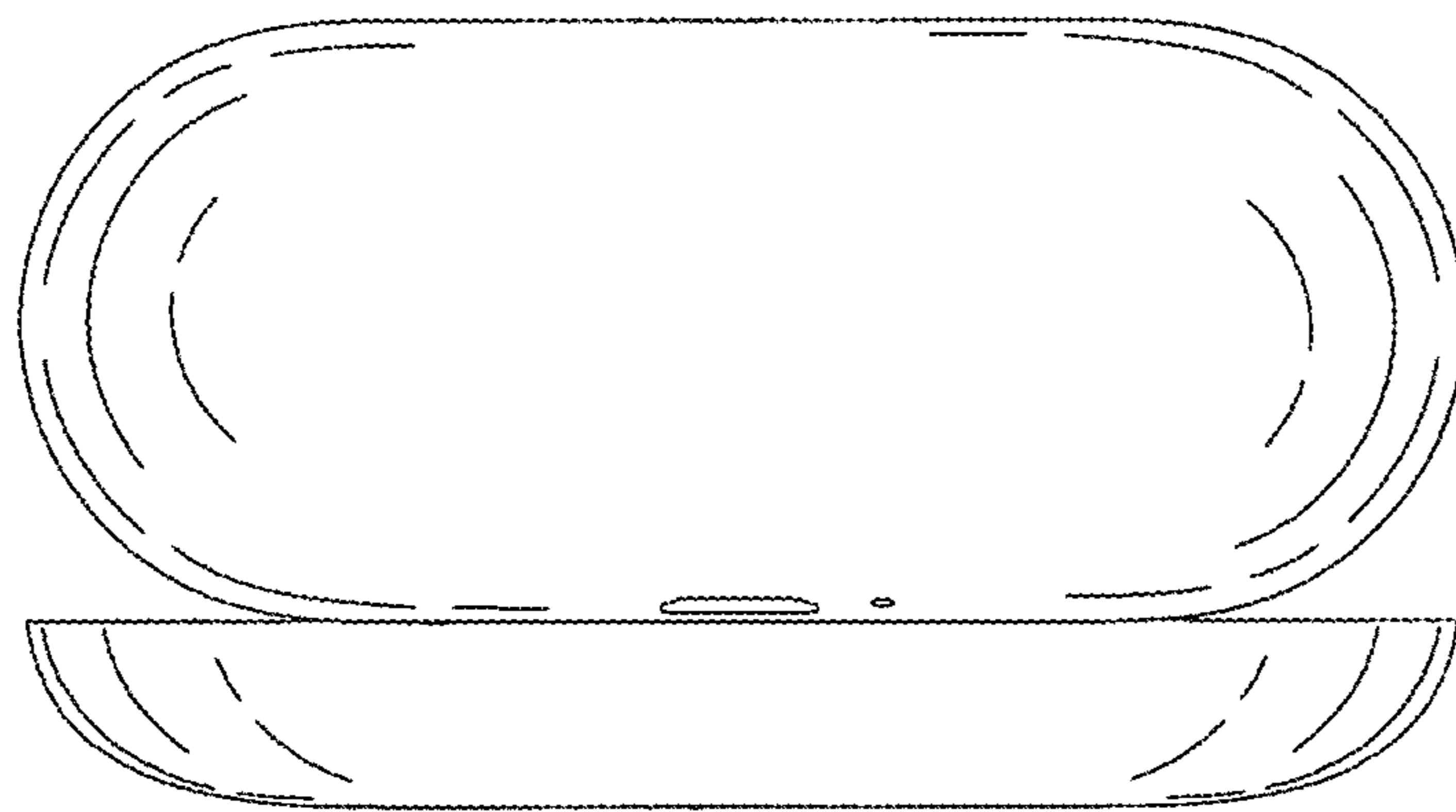


FIG. 15

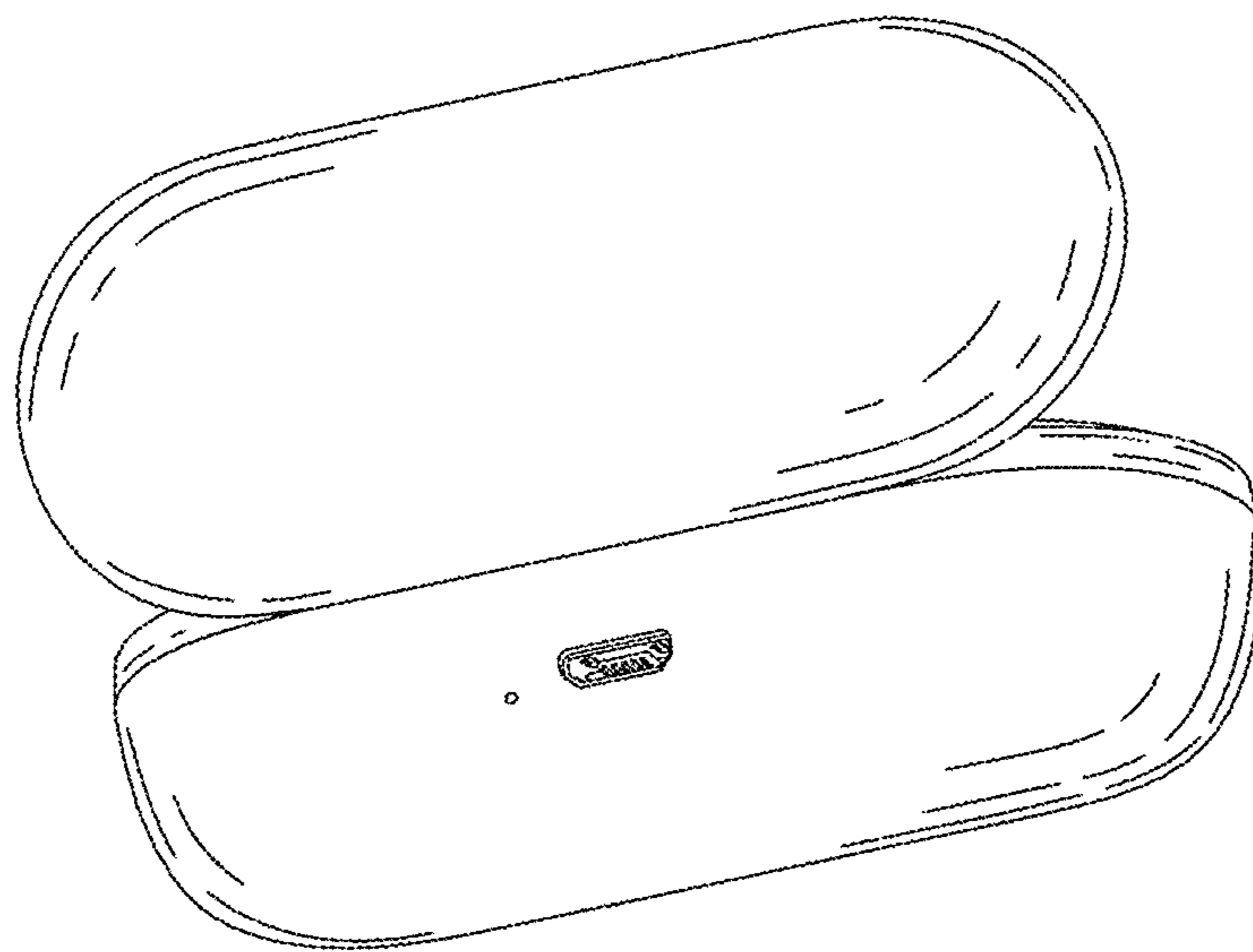


FIG. 16