



US00D943546S

(12) **United States Design Patent**
Lindenberger

(10) **Patent No.:** **US D943,546 S**

(45) **Date of Patent:** **** Feb. 15, 2022**

(54) **HEADPHONE**

(71) Applicant: **Harman International Industries, Incorporated**, Northridge, CA (US)

(72) Inventor: **Laurent Lindenberger**, Shenzhen (CN)

(73) Assignee: **Harman International Industries, Incorporated**, Northridge, CA (US)

(**) Term: **15 Years**

(21) Appl. No.: **29/711,484**

(22) Filed: **Oct. 31, 2019**

(51) **LOC (13) Cl.** **14-01**

(52) **U.S. Cl.**
USPC **D14/205**

(58) **Field of Classification Search**
USPC D14/205, 223, 188, 192; D24/106;
128/864, 865, 866; D13/103; D28/41;
132/275; 2/209.13; 381/333, 309;
455/90.3, 575.1, 569.1
CPC H04R 1/10; H04R 25/00; H04R 25/02;
H04R 1/1016; H04R 1/1066; H04R
1/105; H04R 1/1033; H04R 5/033; H04R
5/0335; H04R 2201/023

See application file for complete search history.

(56) **References Cited**

U.S. PATENT DOCUMENTS

2,481,946	A *	9/1949	Pendleton	G02C 3/003 351/157
2,501,107	A *	3/1950	Volkman	H04R 5/0335 381/378
3,609,262	A *	9/1971	Hotchkiss	H01M 50/213 200/52 R
D338,267	S *	8/1993	Scholey	D24/106
D381,414	S *	7/1997	Westerdal	D14/205
6,233,345	B1 *	5/2001	Urwyler	H04R 1/1033 351/123
6,564,390	B2 *	5/2003	Vernon	A41D 20/00 2/171

6,799,018	B1 *	9/2004	Lam	H04B 10/11 381/301
D593,067	S *	5/2009	Millora	D14/205
D637,295	S *	5/2011	McCartney	D24/174
D653,234	S *	1/2012	Lee	D14/205
D663,471	S *	7/2012	Bennett	D26/105
D678,856	S	3/2013	Feng et al.		

(Continued)

FOREIGN PATENT DOCUMENTS

CN	305009886	*	1/2019
CN	305640849	*	3/2020

(Continued)

OTHER PUBLICATIONS

Design U.S. Appl. No. 29/538,478, filed Sep. 3, 2015.
Design U.S. Appl. No. 29/661,384, filed Aug. 27, 2018.

Primary Examiner — Paula Allen Greene
(74) *Attorney, Agent, or Firm* — Plumsea Law Group, LLC

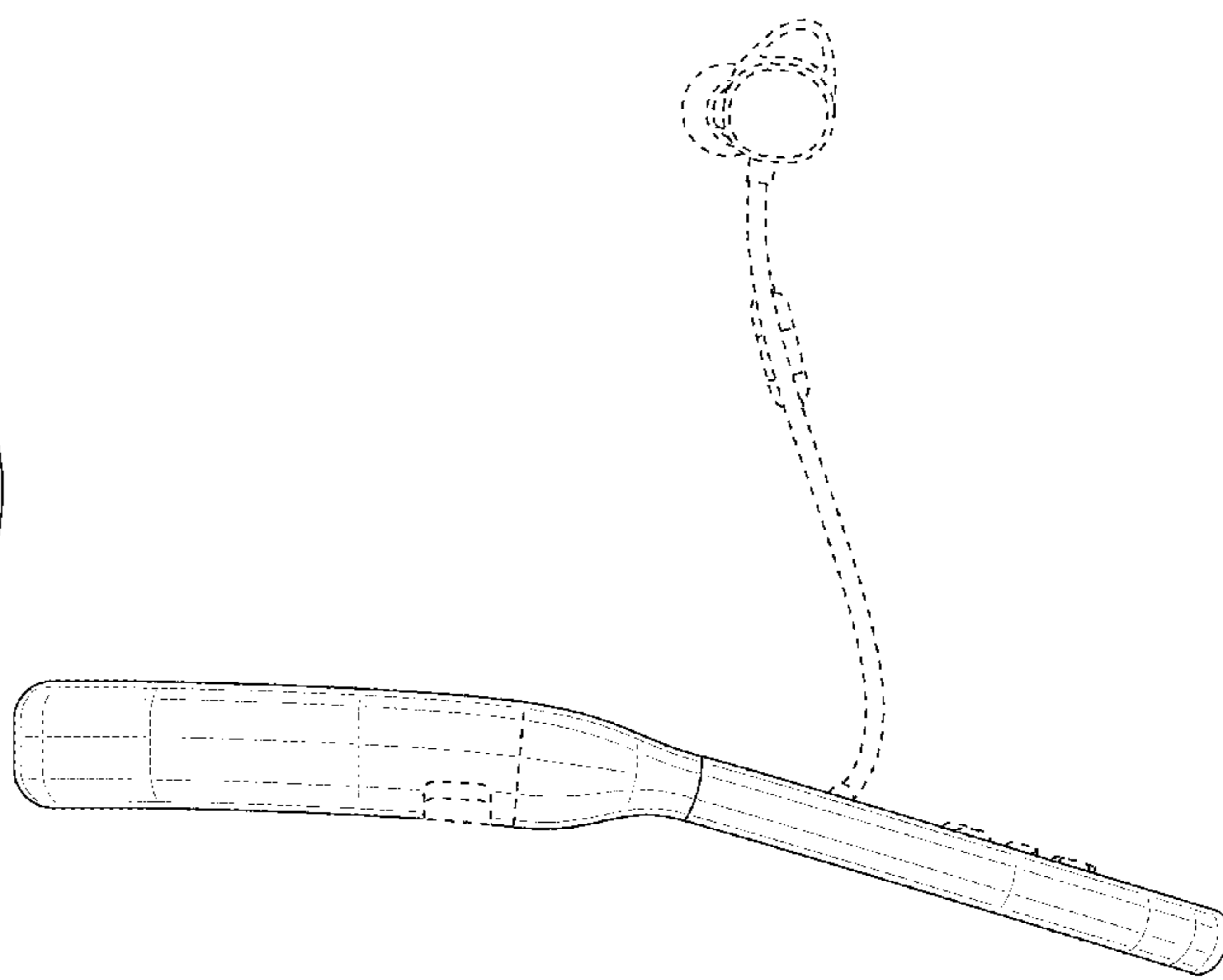
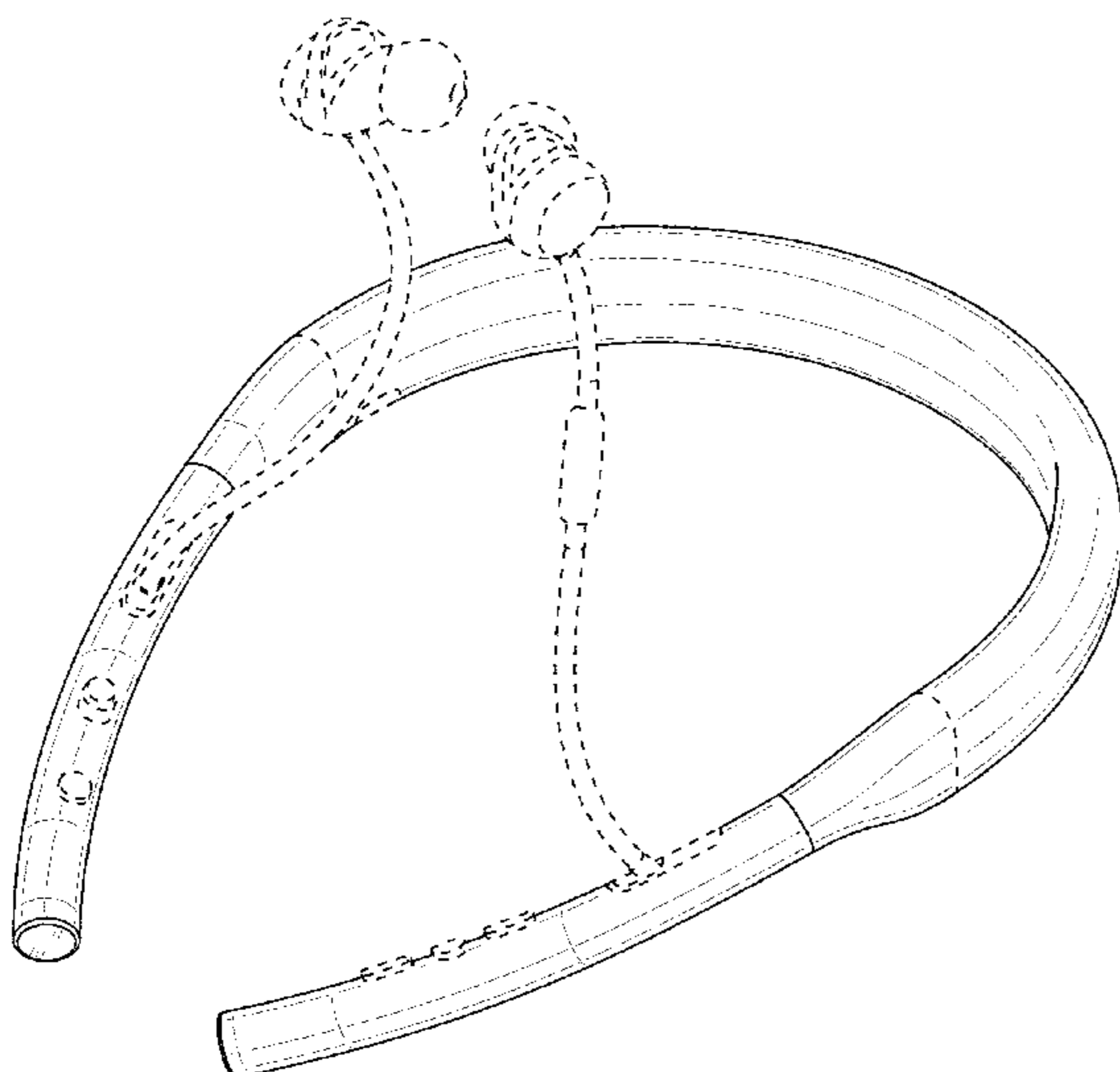
(57) **CLAIM**

The ornamental design for a headphone, as shown and described.

DESCRIPTION

FIG. 1 is a perspective view of a headphone showing the new design;
FIG. 2 is a front elevational view thereof;
FIG. 3 is a rear elevational view thereof;
FIG. 4 is a side elevational view thereof;
FIG. 5 is an opposite side elevational view thereof;
FIG. 6 is a top view thereof; and,
FIG. 7 is a bottom view thereof.
The broken lines immediately adjacent the shaded areas represent the bounds of the claimed design while all other broken lines are directed to environment; the broken lines form no part of the claimed design.

1 Claim, 7 Drawing Sheets



(56)

References Cited

U.S. PATENT DOCUMENTS

D678,857 S 3/2013 Feng et al.
 D678,858 S 3/2013 Feng et al.
 8,646,466 B2* 2/2014 Howard A45D 8/36
 132/275
 D703,634 S * 4/2014 Han H04R 1/1016
 D14/205
 D726,649 S * 4/2015 Lee D13/103
 D738,420 S * 9/2015 Lee D16/208
 D741,007 S * 10/2015 McNama D28/41
 D751,980 S * 3/2016 Lee D13/103
 D762,617 S * 8/2016 Park D14/205
 D763,227 S * 8/2016 Lee D14/205
 D763,822 S * 8/2016 Lee D14/205
 D766,210 S * 9/2016 Graylin D14/206
 9,445,181 B1* 9/2016 Atwater H04R 1/105
 D771,011 S 11/2016 Ott et al.
 D771,588 S * 11/2016 Choe D14/205
 D774,017 S * 12/2016 Ahn D14/205
 D781,231 S * 3/2017 Chen D13/103
 D793,357 S * 8/2017 Afshar D14/205
 D793,358 S * 8/2017 Lee D14/205
 D795,838 S * 8/2017 Li D14/205
 D800,088 S * 10/2017 Kim D14/205
 D800,089 S * 10/2017 Park D14/205
 D800,090 S * 10/2017 Ahn D14/205
 D802,557 S * 11/2017 Kumano D14/205
 D811,366 S * 2/2018 Mackiewicz D14/205
 D816,636 S * 5/2018 Birger D14/205
 D818,454 S * 5/2018 Zhu D14/205
 D821,352 S * 6/2018 Liden D14/205
 D823,827 S * 7/2018 Pourriot D14/205
 D823,828 S * 7/2018 Park D14/205
 D824,358 S * 7/2018 Vaclavik D14/205
 D824,361 S * 7/2018 Park D14/205
 D826,898 S * 8/2018 Kim D14/205

D826,899 S * 8/2018 Ahn D14/205
 D830,335 S * 10/2018 Shin D14/205
 D830,341 S * 10/2018 Yokozeki D14/210
 D830,994 S * 10/2018 Lee D14/205
 D830,995 S * 10/2018 Shin D14/205
 D830,996 S * 10/2018 Park D14/205
 D830,997 S * 10/2018 Park D14/205
 D830,998 S * 10/2018 Kim D14/205
 D830,999 S * 10/2018 Kim D14/205
 D832,234 S * 10/2018 Park D14/205
 D832,812 S * 11/2018 Fyrlund D14/205
 D832,814 S * 11/2018 Kim D14/205
 D832,815 S * 11/2018 Park D14/205
 D832,816 S * 11/2018 Park D14/205
 D832,817 S * 11/2018 Park D14/205
 D832,819 S * 11/2018 Park D14/205
 D833,997 S * 11/2018 Ando D14/205
 D835,065 S * 12/2018 Park D14/205
 D845,271 S * 4/2019 Lu D14/205
 D845,272 S * 4/2019 Birger D14/205
 D851,625 S 6/2019 Mackiewicz et al.
 D853,351 S * 7/2019 Ott D14/205
 D855,582 S * 8/2019 Shin D14/205
 D856,966 S * 8/2019 Shin D14/205
 D858,480 S * 9/2019 Weber D14/205
 D876,391 S * 2/2020 Kim D14/205
 D911,305 S * 2/2021 Yook D14/205
 D914,634 S * 3/2021 Kelley D14/205
 2017/0269992 A1* 9/2017 Bandic G06F 11/108
 2019/0098397 A1* 3/2019 Orron G01S 19/52
 2019/0313177 A1* 10/2019 Shiang H04R 1/1025

FOREIGN PATENT DOCUMENTS

EM 007797287-0001 * 4/2020
 GB 9007797287-0001 * 4/2020
 GB 9007797287-0002 * 4/2020

* cited by examiner

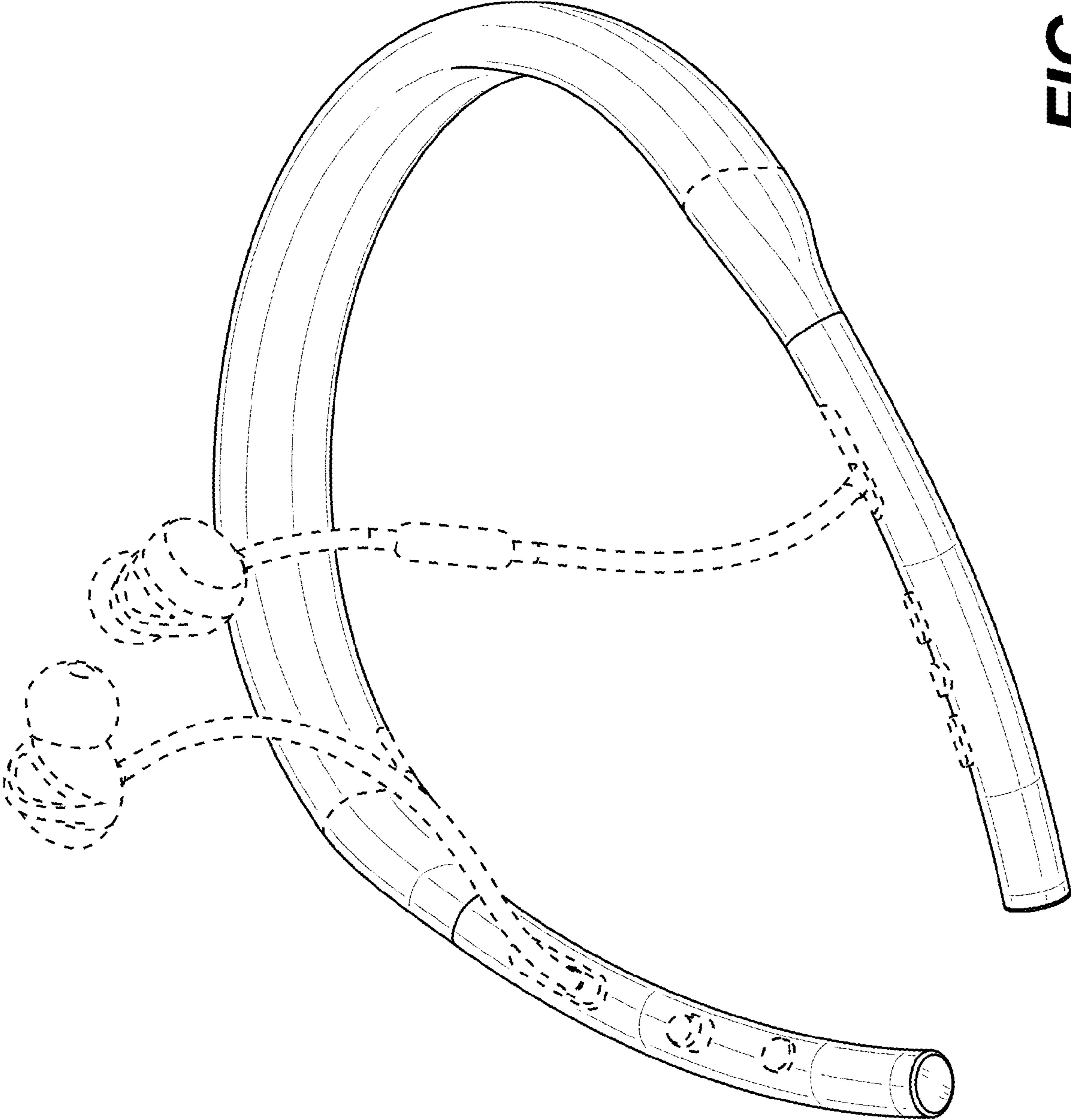


FIG. 1

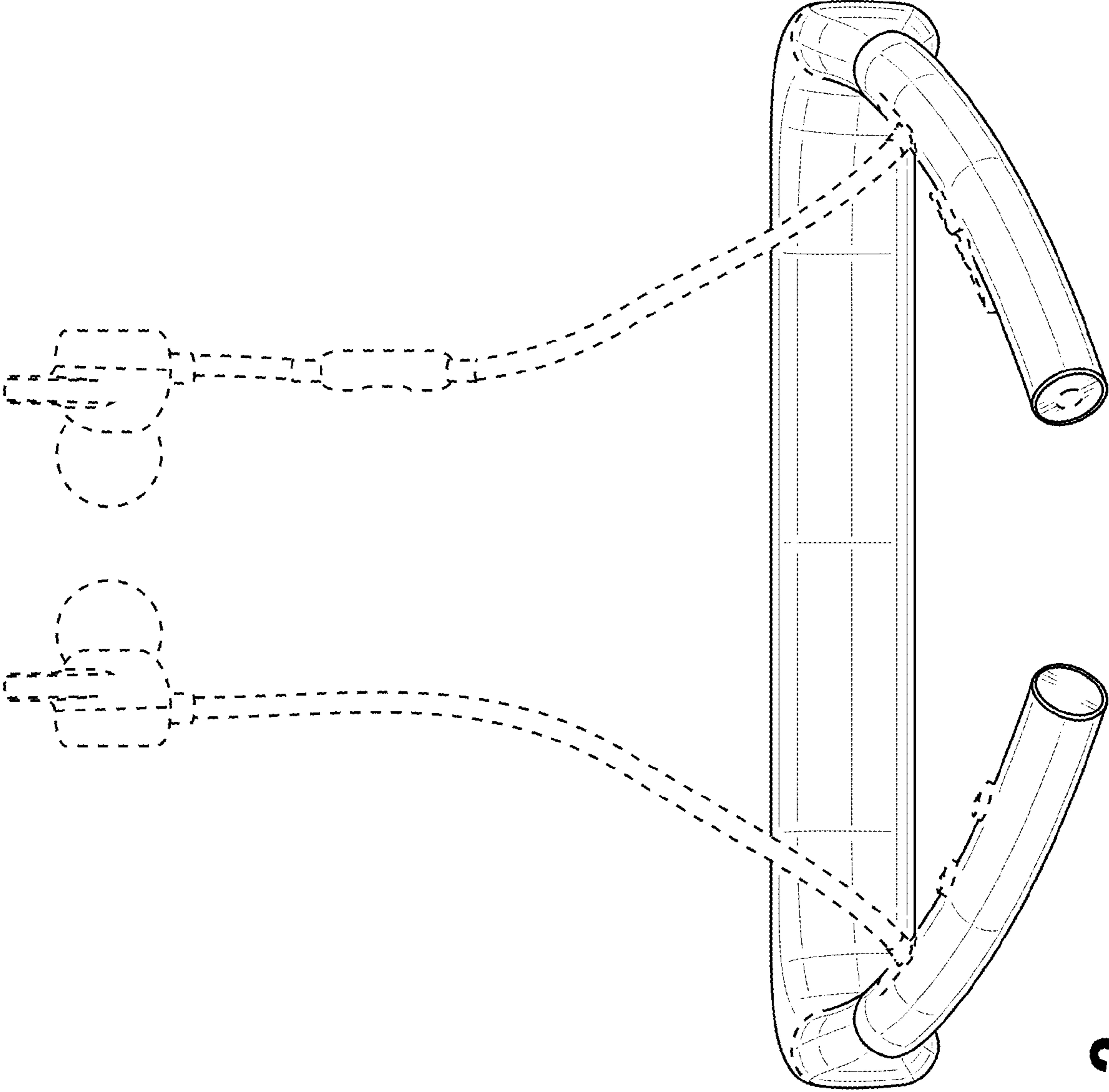


FIG. 2

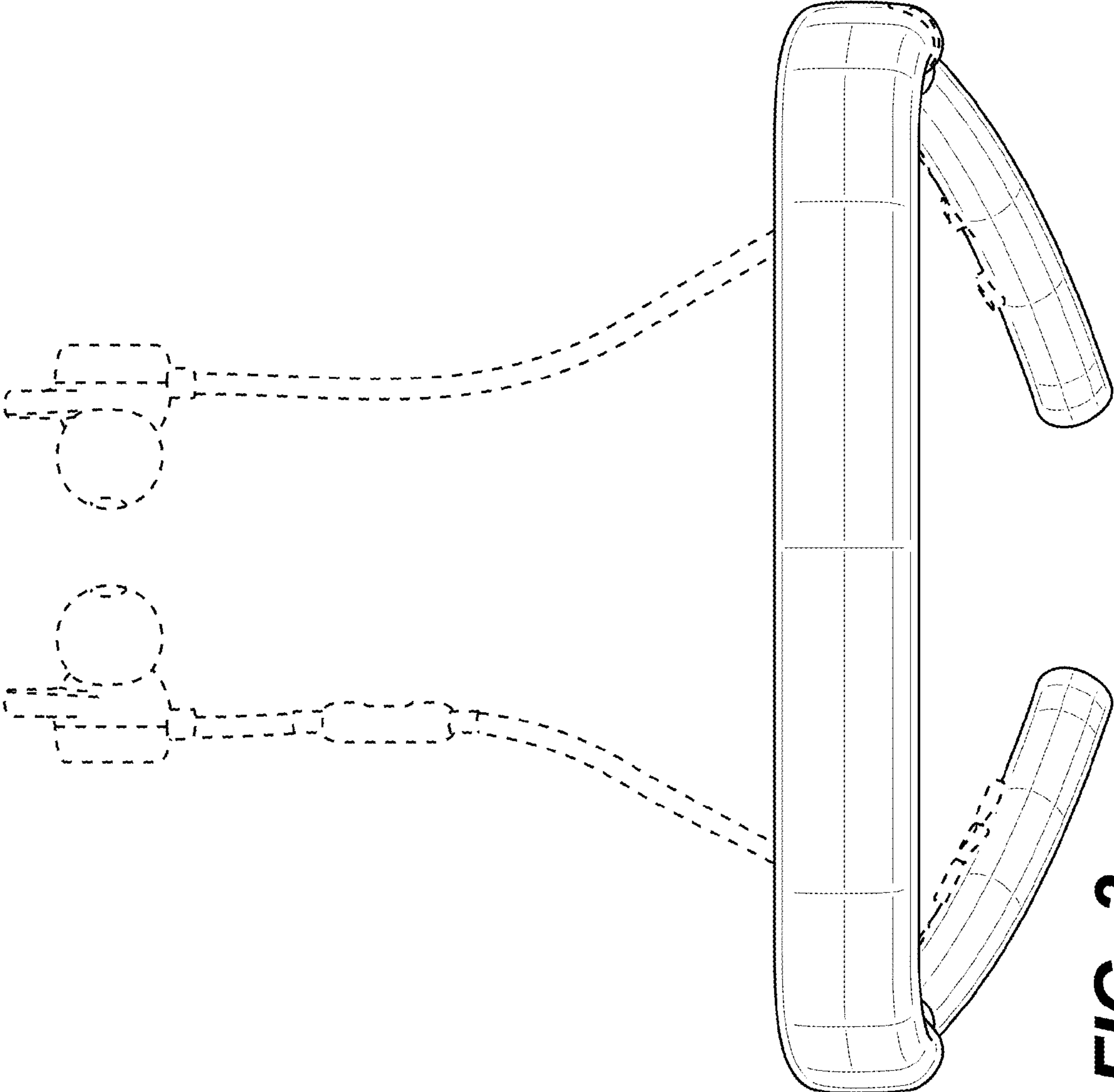


FIG. 3

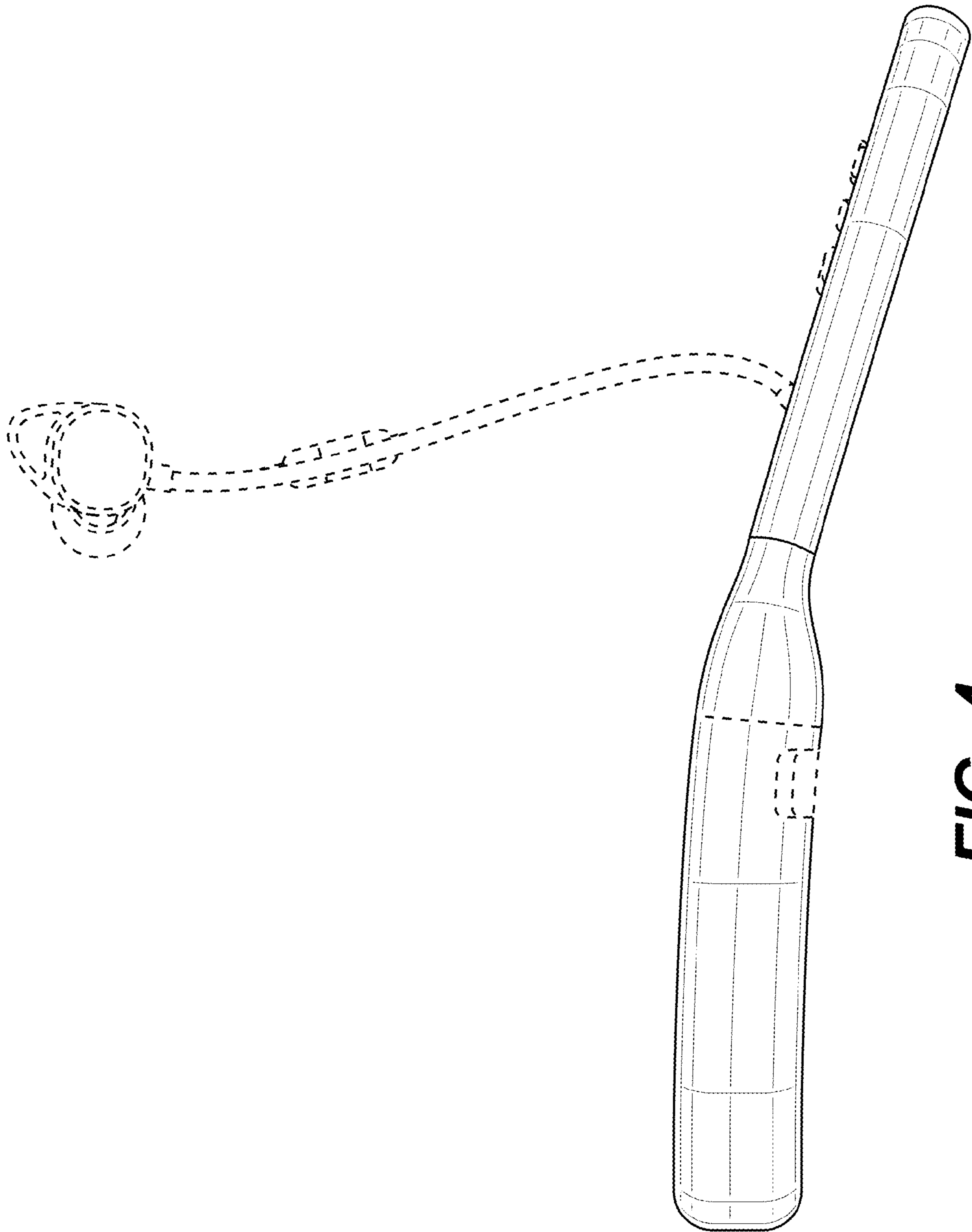


FIG. 4

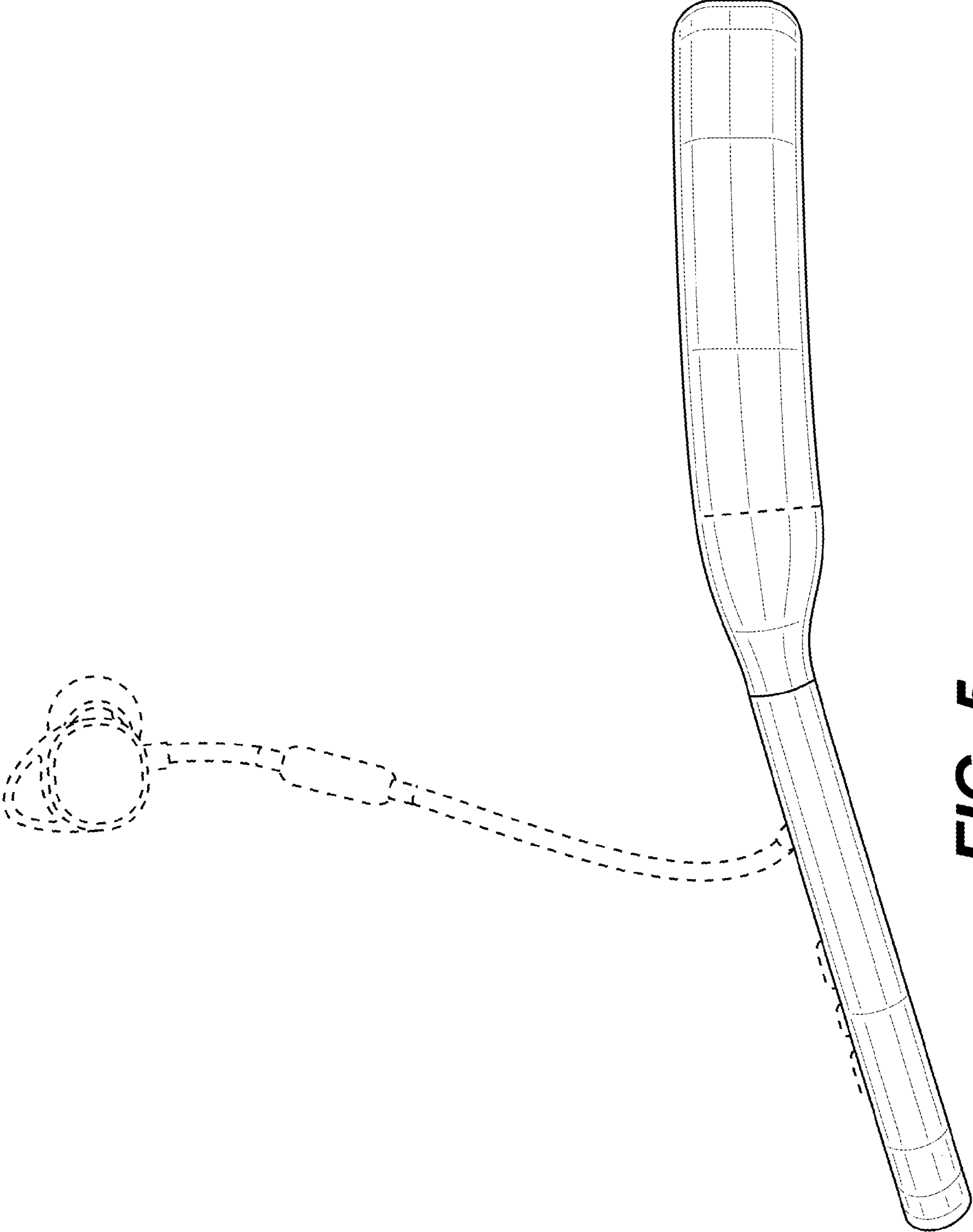


FIG. 5

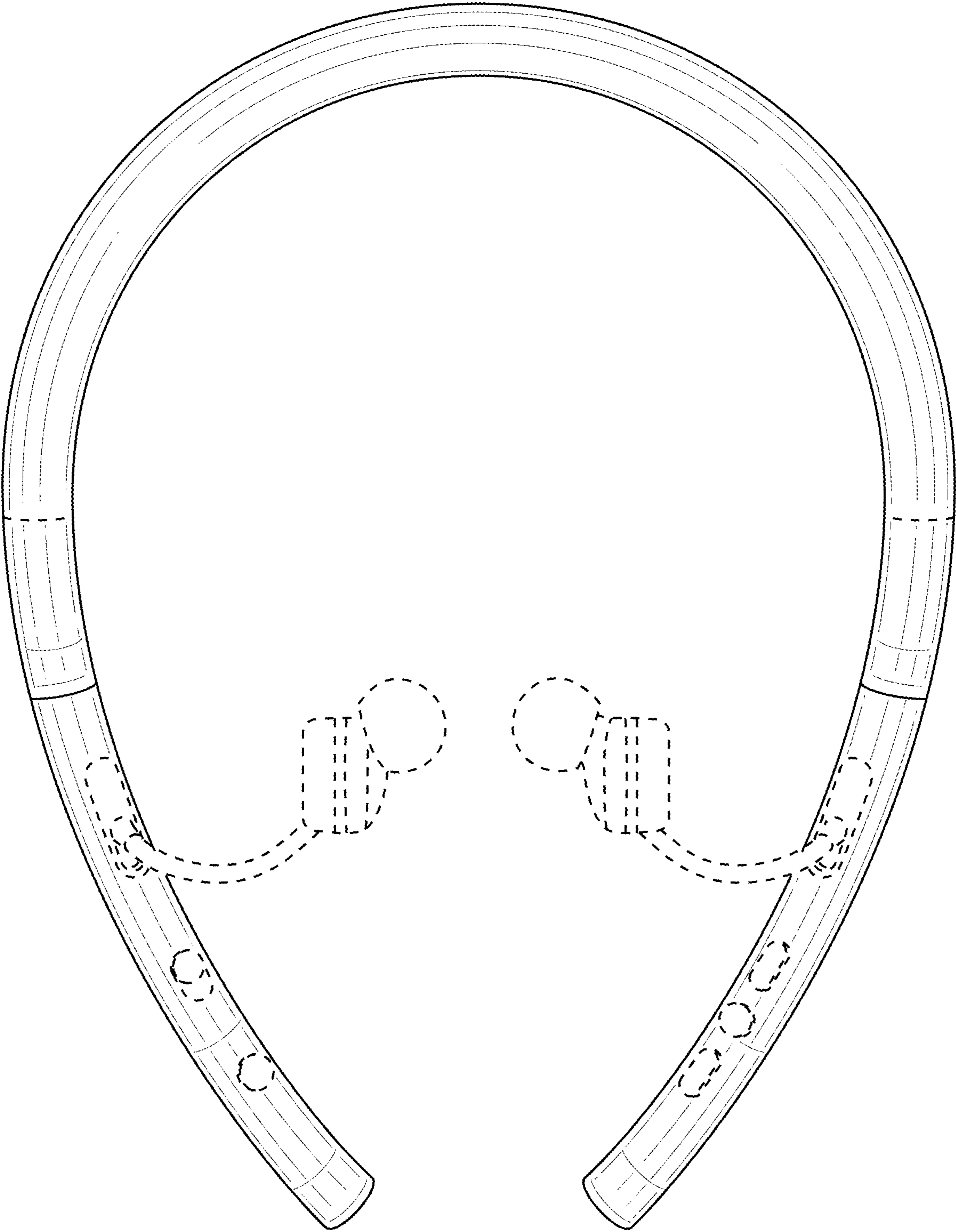


FIG. 6

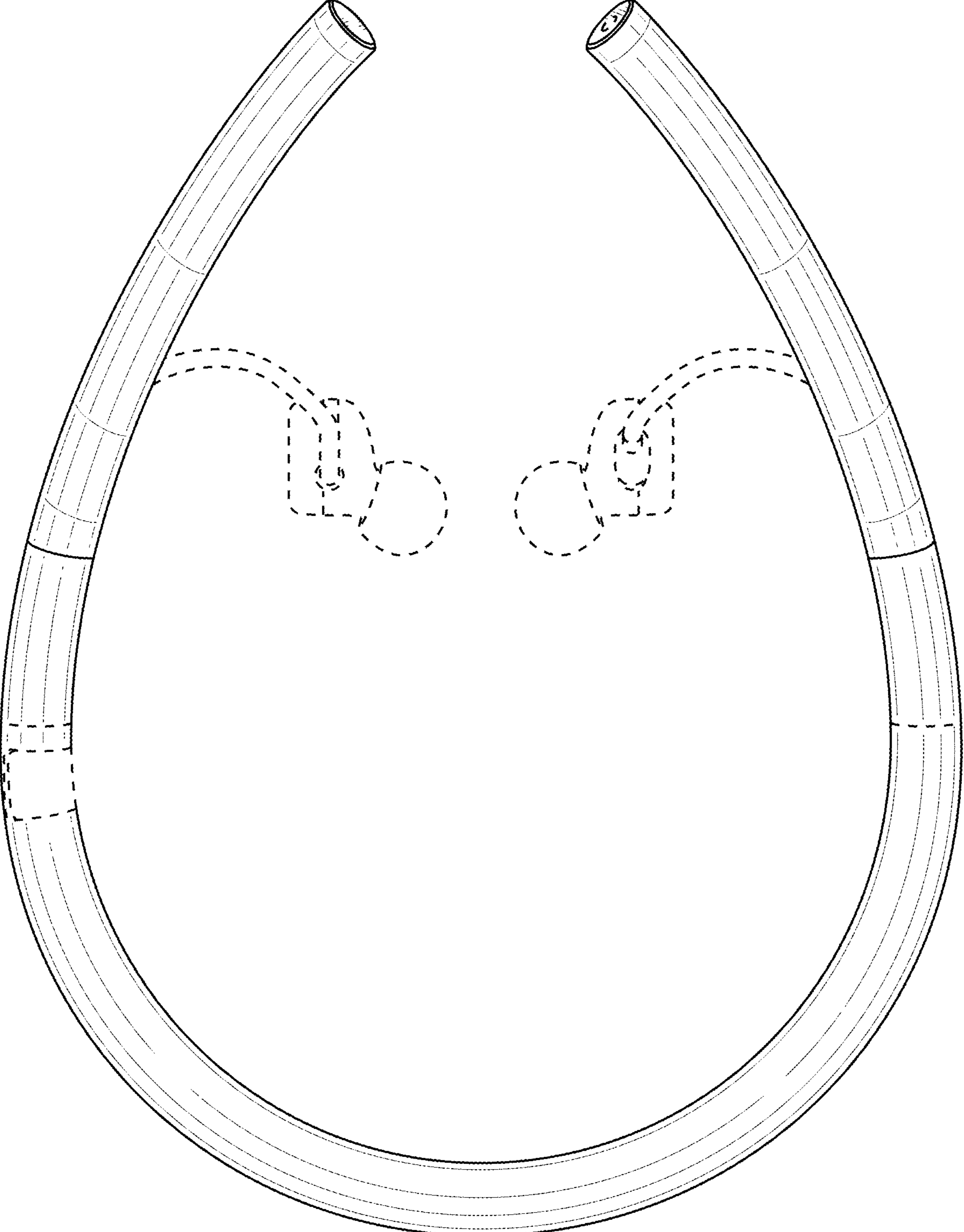


FIG. 7