



US00D943512S

(12) **United States Design Patent** (10) **Patent No.:** **US D943,512 S**
Liu (45) **Date of Patent:** **** *Feb. 15, 2022**

(54) **BATTERY FOR ELECTRONIC CIGARETTE**

A24F 47/006; A24F 7/04; A24F 40/485;
A24F 40/44; A24F 40/48; A24F 40/50;
A24F 1/00; A24F 47/00; A24F 40/53;
A24F 40/65

(71) Applicant: **Shenzhen Eigate Technology Co., Ltd.**, Shenzhen (CN)

See application file for complete search history.

(72) Inventor: **Tuanfang Liu**, Shenzhen (CN)

(56) **References Cited**

(73) Assignee: **SHENZHEN EIGATE TECHNOLOGY CO., LTD.**, Shenzhen (CN)

U.S. PATENT DOCUMENTS

(*) Notice: This patent is subject to a terminal disclaimer.

D646,431 S *	10/2011	Awty	D27/194
D655,036 S *	2/2012	Zhou	D27/101
D664,498 S *	7/2012	Liu	D13/103
D664,920 S *	8/2012	Huang	D13/107
D720,688 S *	1/2015	Popper	D13/103
D723,732 S *	3/2015	Alima	D27/167
D724,265 S *	3/2015	Alima	D27/167
D740,221 S *	10/2015	Popper	D13/103

(Continued)

(**) Term: **15 Years**

Primary Examiner — Marissa J Cash

(21) Appl. No.: **29/745,613**

Assistant Examiner — William B Melliar

(22) Filed: **Aug. 7, 2020**

(51) **LOC (13) Cl.** **13-02**

(74) *Attorney, Agent, or Firm* — Matthias Scholl P.C.;
Matthias Scholl

(52) **U.S. Cl.**

USPC **D13/103; D27/162**

(58) **Field of Classification Search**

USPC D27/100, 101, 162, 163, 164, 165, 166,
D27/167, 168, 169, 170, 171, 172, 173,
D27/174, 175, 176, 177, 178, 179, 180,
D27/181, 182, 183, 184, 185, 186, 187,
D27/188, 189, 190, 191, 192, 193, 194,
D27/196; D28/91.1; D23/360, 362;
D24/110, 110.4, 110.5, 110.6, 113;
D13/103, 107, 108, 119; D14/240

(57) **CLAIM**


The ornamental design for a battery for an electronic cigarette, as shown and described.

CPC A24F 40/10; A24F 40/40; A24F 40/46;
A24F 47/008; A24F 40/60; A24F 40/70;
A24F 40/51; A24F 40/20; A24F 40/90;
A24F 40/30; A24F 40/95; A24F 40/00;
A24F 7/00; A24F 13/00; A24F 13/14;
A24F 1/32; A24F 40/49; A24F 42/60;
A24F 42/80; A24F 47/002; A24F 7/02;
A24F 9/16; A24F 40/42; A24F 40/57;
A24F 15/015; A24F 40/465; A24F 1/02;
A24F 2700/03; A24F 15/01; A24F 1/28;
A24F 40/05; A24F 40/85; A24F 42/00;
A24F 42/10; A24F 42/20; A24F 47/004;

DESCRIPTION

FIG. 1 is a front elevation view of a battery for an electronic cigarette;
FIG. 2 is a rear elevation view thereof;
FIG. 3 is a left-side elevation view thereof;
FIG. 4 is a right-side elevation view thereof;
FIG. 5 is a top plan view thereof;
FIG. 6 is a bottom plan view thereof;
FIG. 7 is a perspective view thereof; and,
FIG. 8 is another perspective view thereof.
The broken lines depict portions of the battery for electronic cigarette that form no part of the claimed design.

1 Claim, 8 Drawing Sheets



(56)

References Cited

U.S. PATENT DOCUMENTS

D743,622	S	*	11/2015	Alima	D27/167
D756,908	S	*	5/2016	Chung	D13/103
D809,346	S	*	2/2018	Rigbi	D7/591
D813,155	S	*	3/2018	Yamada	D13/103
D829,369	S	*	9/2018	Stone	D27/101
D829,976	S	*	10/2018	Stone	D27/101
D844,557	S	*	4/2019	Wang	D13/103
D870,659	S	*	12/2019	Liao	D13/108
D874,721	S	*	2/2020	Lai	D27/167
D889,401	S	*	7/2020	Li	D13/108
D908,626	S	*	1/2021	Baker	D13/119
D911,926	S	*	3/2021	Li	D13/103
D914,280	S	*	3/2021	Jones	D27/162
D919,171	S	*	5/2021	Chen	D27/162
D921,969	S	*	6/2021	Simrell	D27/162
2016/0316817	A1	*	11/2016	Liu	A24F 40/40
2020/0367574	A1	*	11/2020	Choi	A24F 40/42

* cited by examiner

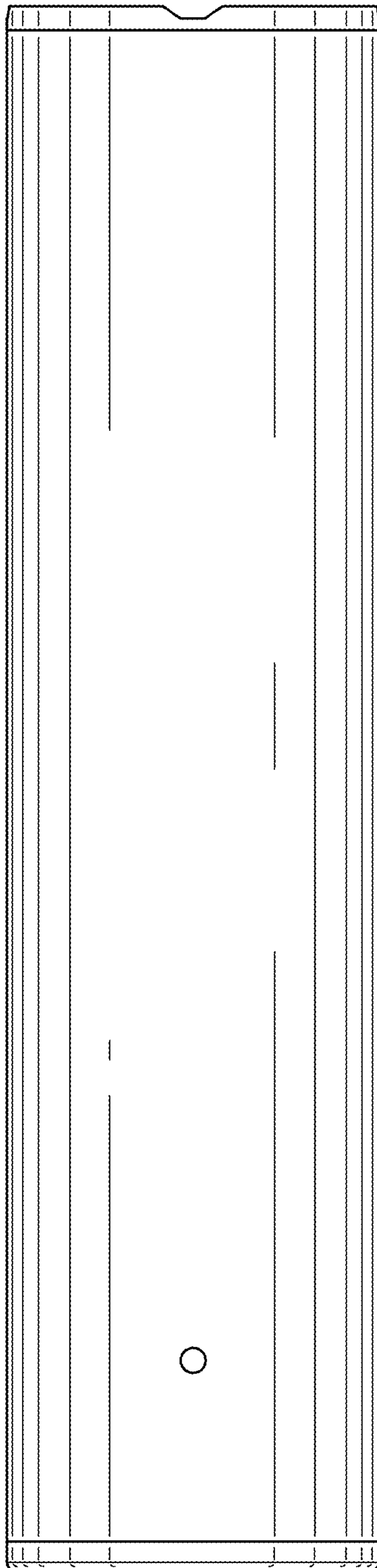


FIG. 1

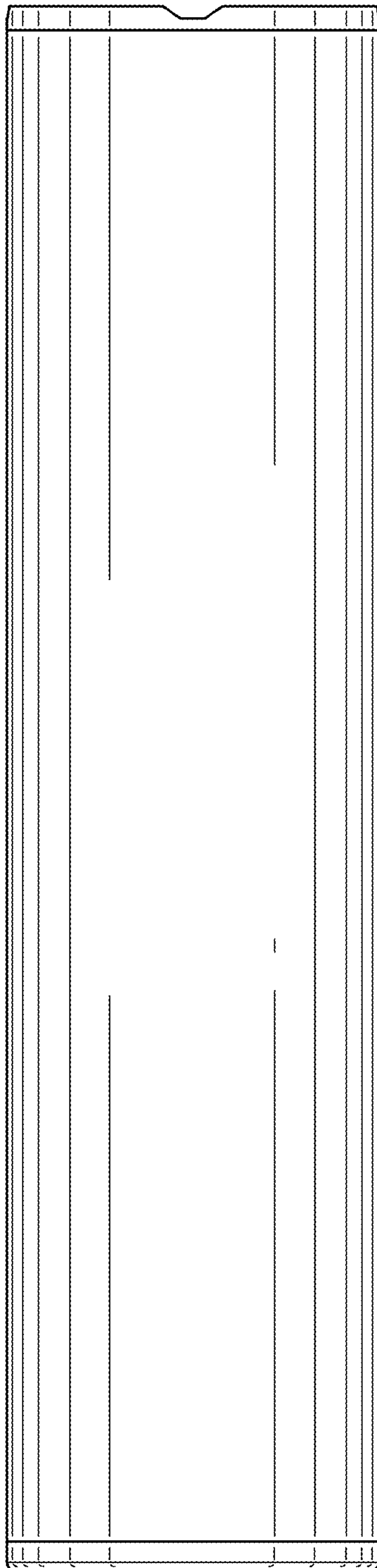


FIG. 2

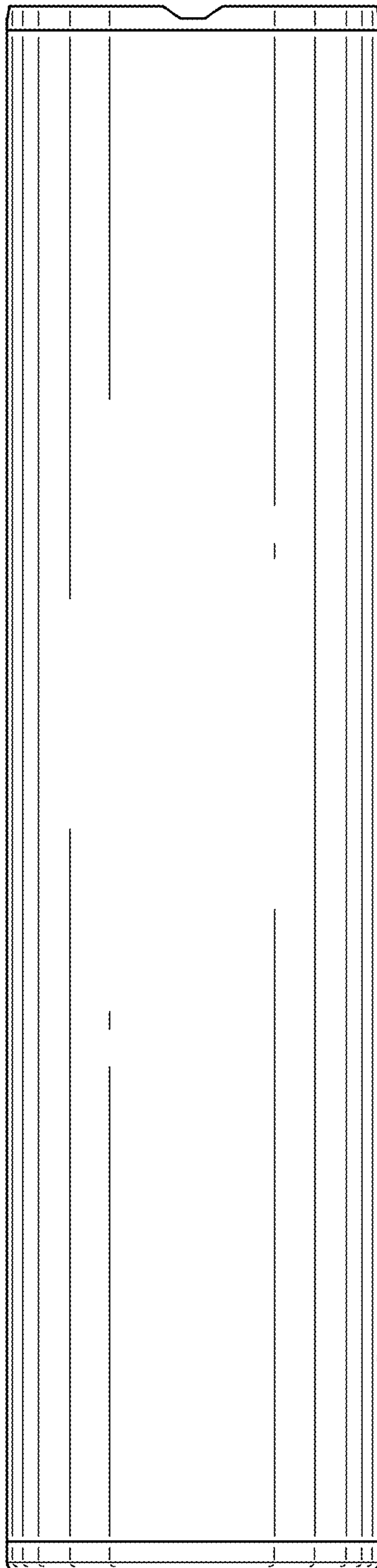


FIG. 3

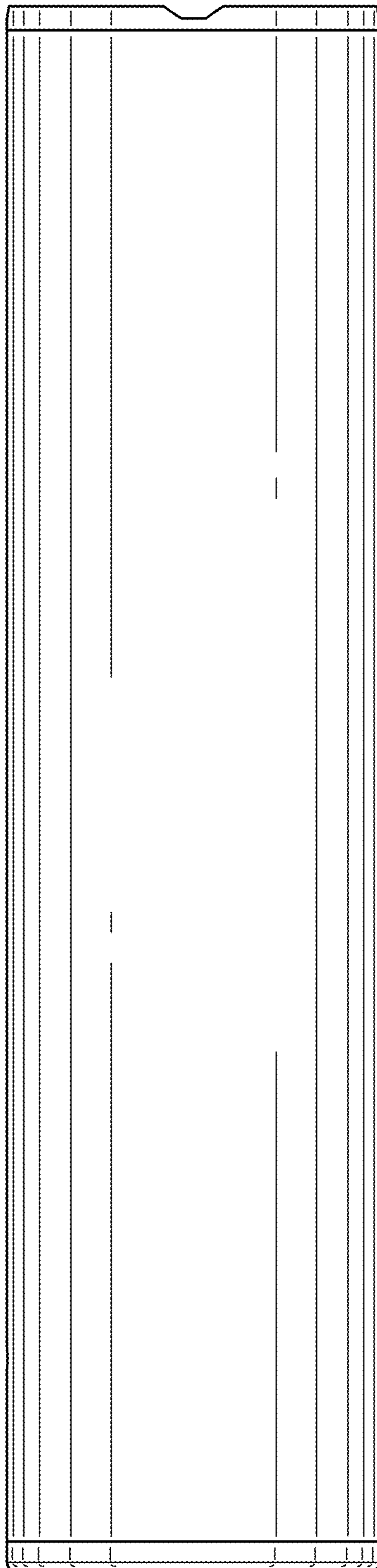


FIG. 4

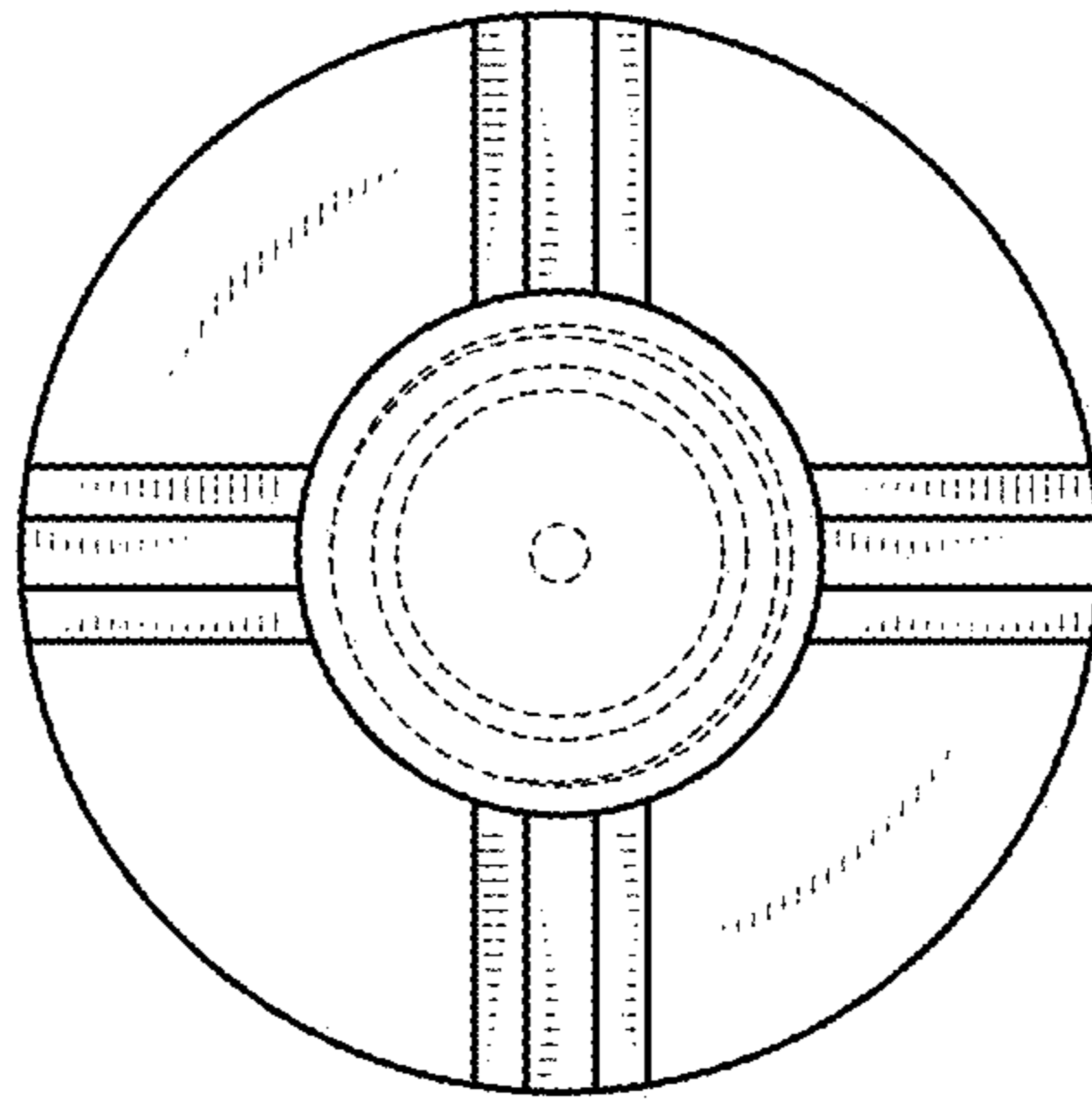


FIG. 5

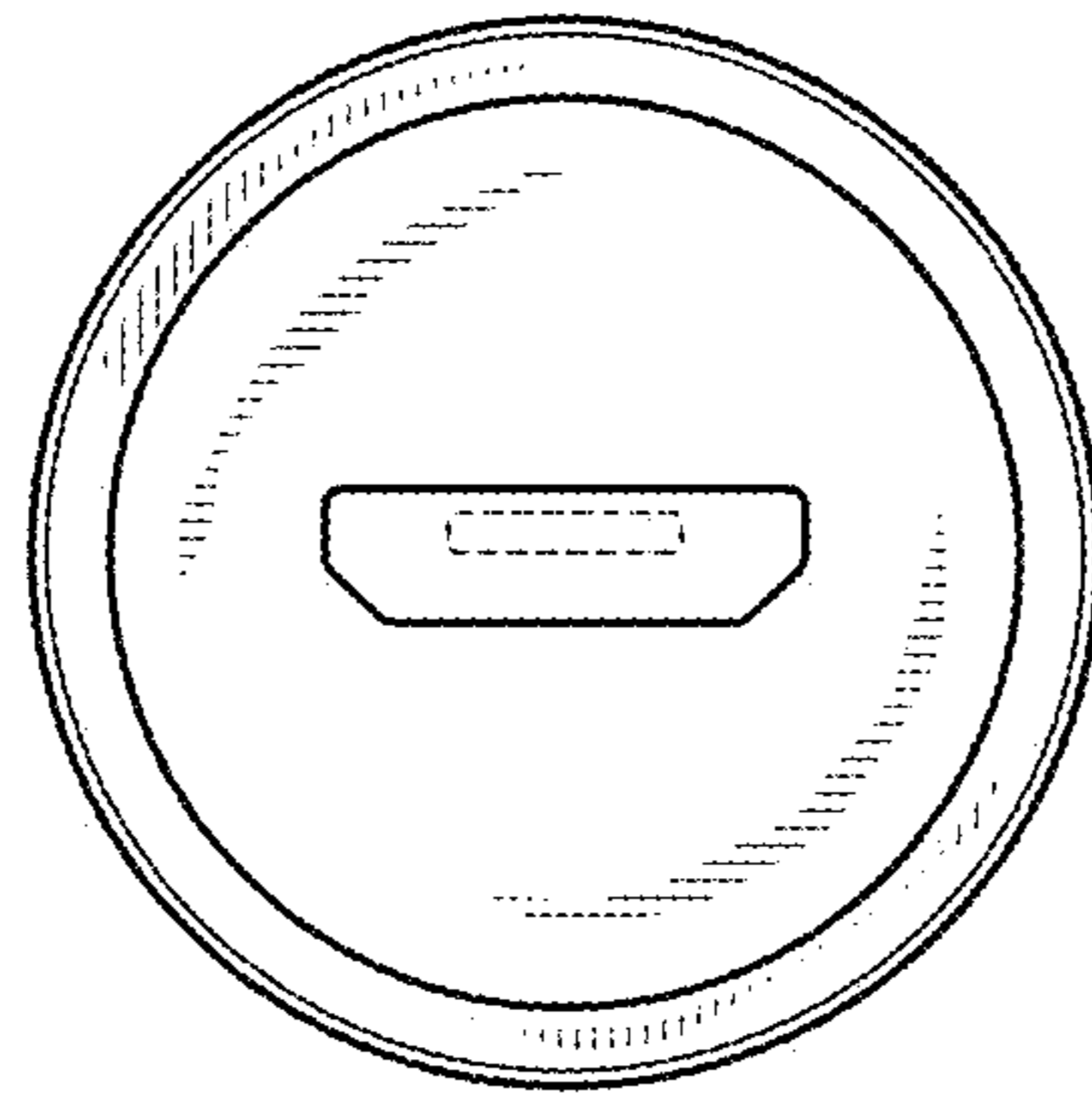


FIG. 6




FIG. 7

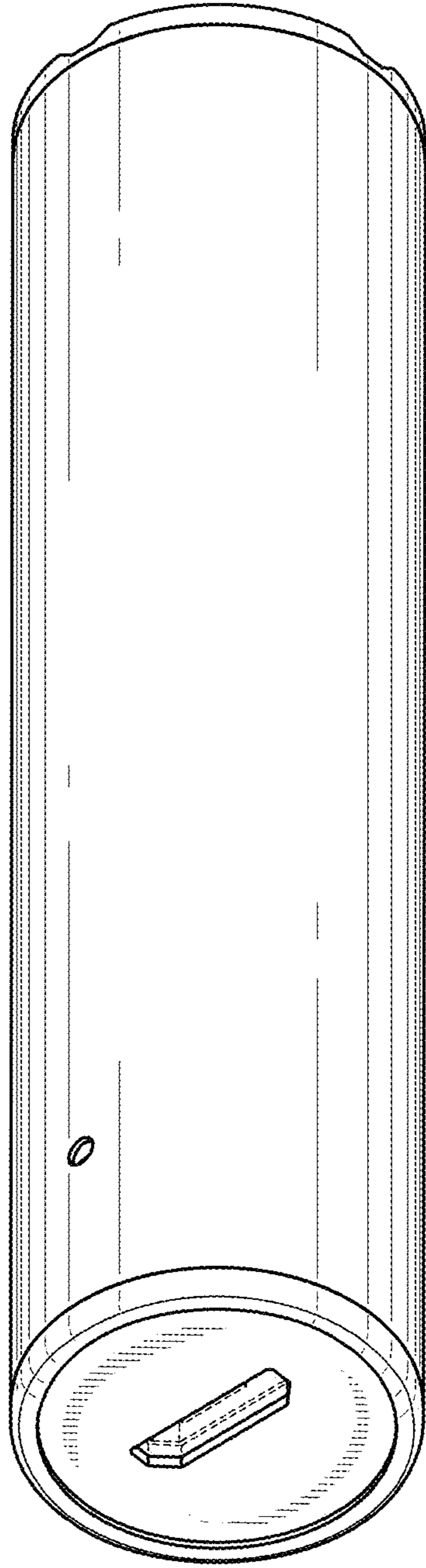


FIG. 8