



US00D943505S

(12) **United States Design Patent**  
**Schultz et al.**

(10) **Patent No.:** **US D943,505 S**  
(45) **Date of Patent:** **\*\* Feb. 15, 2022**

(54) **TIRE**  
(71) Applicant: **Bridgestone Americas Tire Operations, LLC**, Nashville, TN (US)  
(72) Inventors: **David E. Schultz**, Stow, OH (US);  
**Omar R. Cuata**, Uniontown, OH (US)  
(73) Assignee: **Bridgestone Americas Tire Operations, LLC**, Nashville, TN (US)

(\*\*) Term: **15 Years**

(21) Appl. No.: **29/730,059**

(22) Filed: **Apr. 1, 2020**

(51) **LOC (13) Cl.** ..... **12-15**

(52) **U.S. Cl.**  
USPC ..... **D12/601**

(58) **Field of Classification Search**  
USPC ..... D12/568-604, 900  
CPC ..... Y10T 152/10027; B60C 1/0016; B60C 11/0306; B60C 11/0302; B60C 3/06; B60C 9/17

See application file for complete search history.

(56) **References Cited**

**U.S. PATENT DOCUMENTS**

D506,722 S *	6/2005	Nonaka	.....	D12/553
D511,741 S *	11/2005	Cazin-Bourguignon	....	D12/601
D610,077 S *	2/2010	Tobino	.....	D12/601
D618,162 S	6/2010	Mayni		
D719,907 S *	12/2014	Ohara	.....	D12/588
D730,273 S *	5/2015	Schimmoeller	.....	D12/601
D735,120 S	7/2015	Oberlin		
D737,199 S	8/2015	Gommez		
D739,339 S	9/2015	Nomura		
D758,293 S *	6/2016	Kitajima	.....	D12/588
D761,194 S	7/2016	Dixon		
D787,434 S *	5/2017	Oji	.....	D12/595
D815,024 S *	4/2018	Flynn	.....	D12/604

D818,943 S	5/2018	McKenney		
D826,141 S	8/2018	Castellini		
D828,290 S	9/2018	Reygrobellet		
D832,198 S	10/2018	Schultz		
D837,723 S *	1/2019	Schultz	.....	D12/588
D842,230 S	3/2019	Coton		
D842,231 S	3/2019	Becker		
D843,314 S	3/2019	Xiang		
D847,083 S	4/2019	Dayet		
D858,429 S	9/2019	Lundgren		
D870,027 S	12/2019	Wang		
D875,657 S *	2/2020	Hiser	.....	D12/588
D877,693 S	3/2020	Coots		
D881,798 S *	4/2020	Lingamoorthy	.....	D12/588

(Continued)

**OTHER PUBLICATIONS**

David E. Schultz, U.S. Appl. No. 29/680,648, Tire, filed Feb. 19, 2019.

*Primary Examiner* — John A Voytek

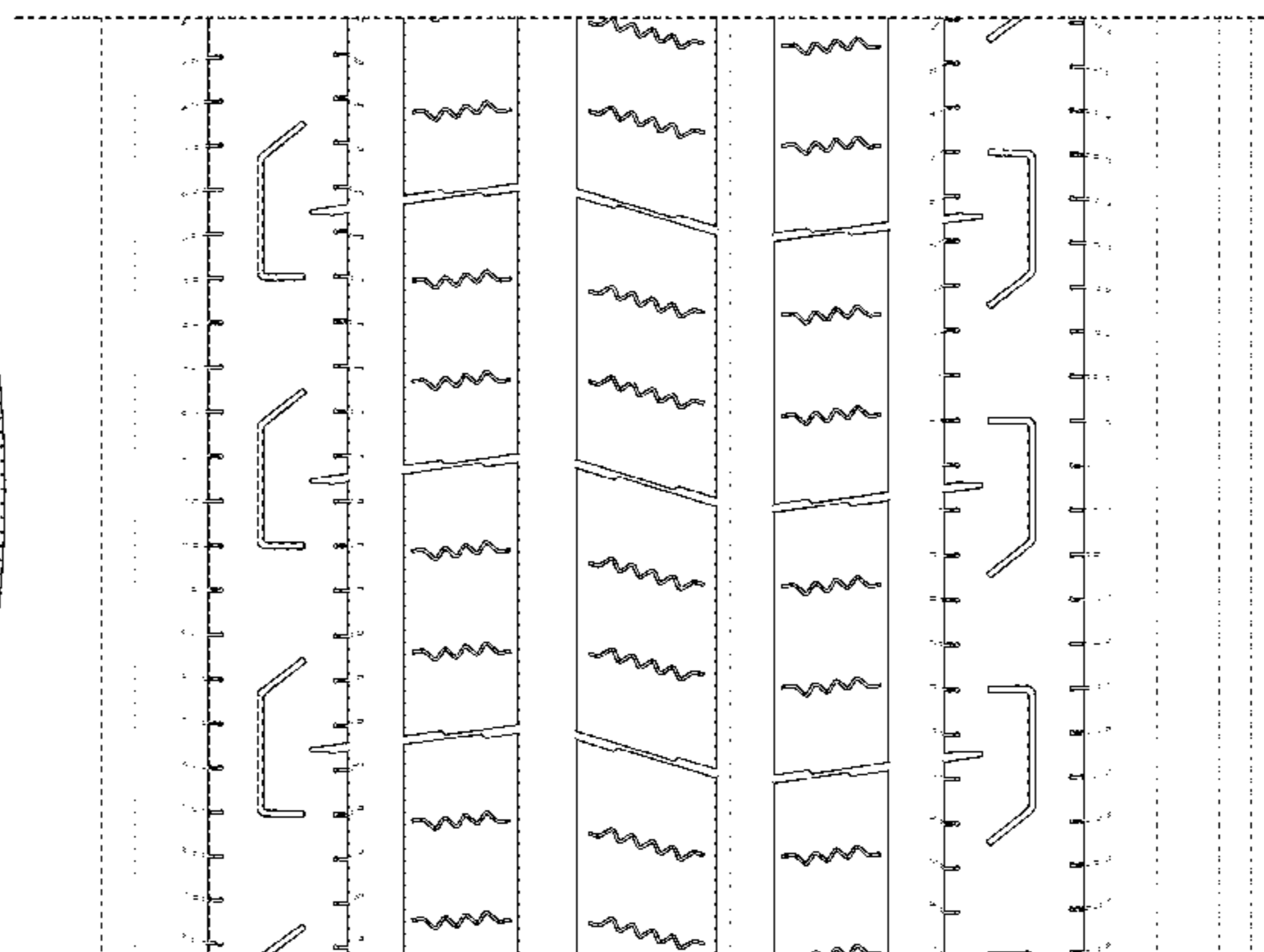
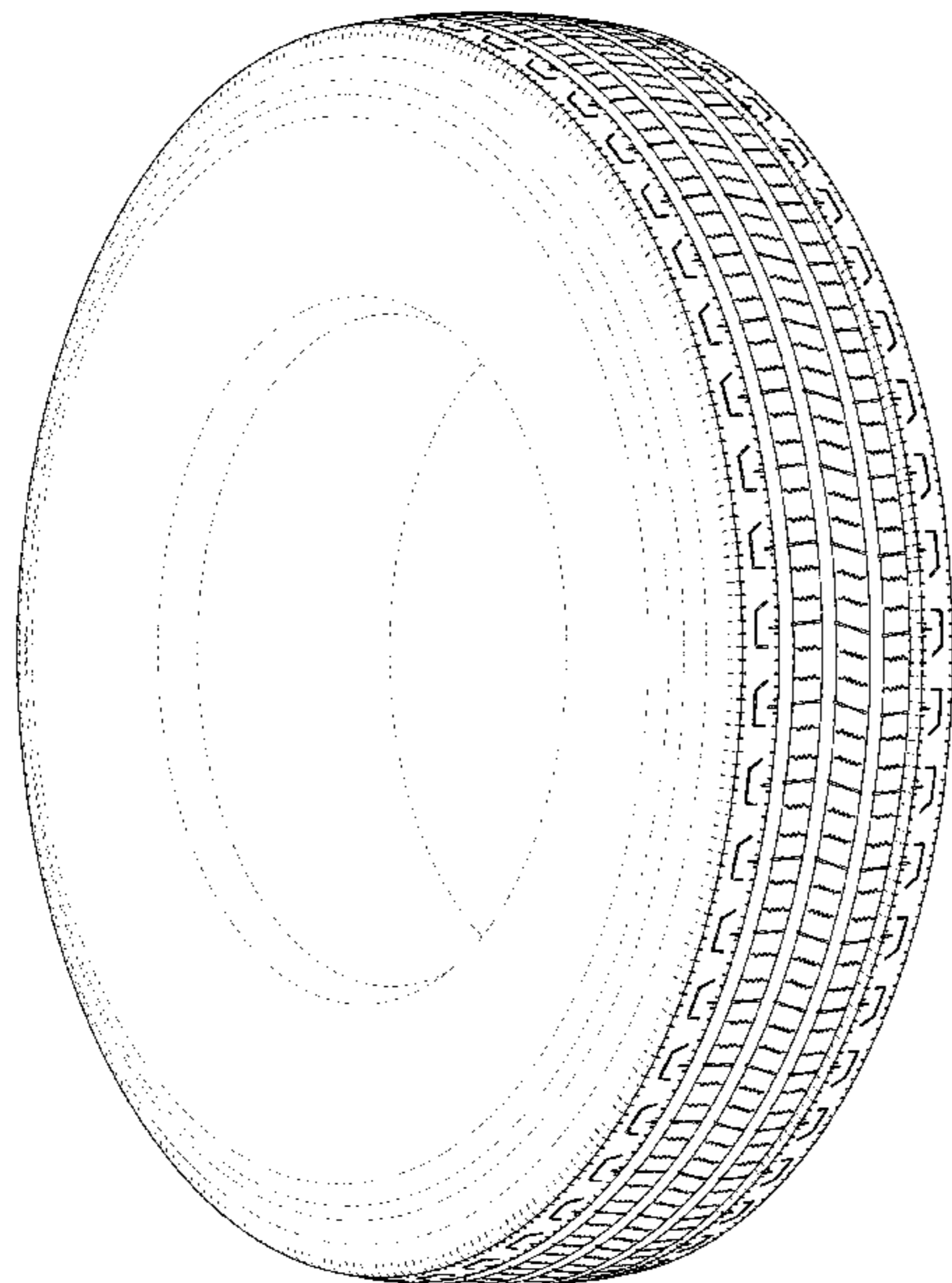
(57) **CLAIM**

The ornamental design for a tire, as shown and described.

**DESCRIPTION**

FIG. 1 is a side perspective view of a tire showing our new design, it being understood that the tread pattern is repeated throughout the circumference of the tire;  
FIG. 2 is a front elevational view thereof; it being understood that the tread pattern is repeated throughout the circumference of the tire;  
FIG. 3 is an enlarged fragmentary front elevational view of FIG. 2; and,  
FIG. 4 is a side elevational view of the left side thereof, the opposite side being the same as that shown.  
In the drawings, the broken lines depict environmental subject matter only and form no part of the claimed design.

**1 Claim, 4 Drawing Sheets**



(56)

**References Cited**

U.S. PATENT DOCUMENTS

D882,509 S \* 4/2020 Schultz ..... D12/604  
2009/0114325 A1 \* 5/2009 Ishizaka ..... B60C 11/0306  
152/209.26

\* cited by examiner

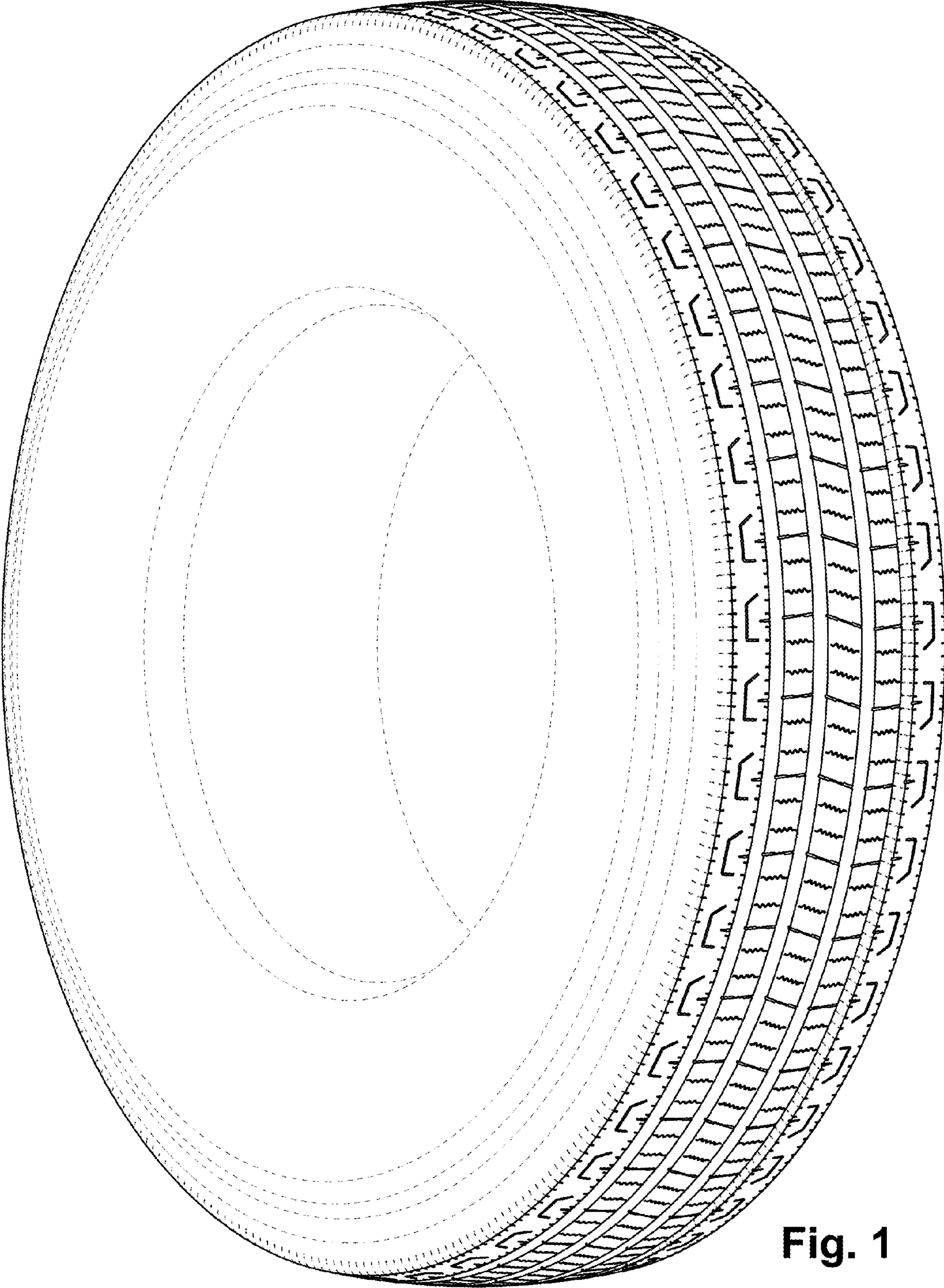


Fig. 1

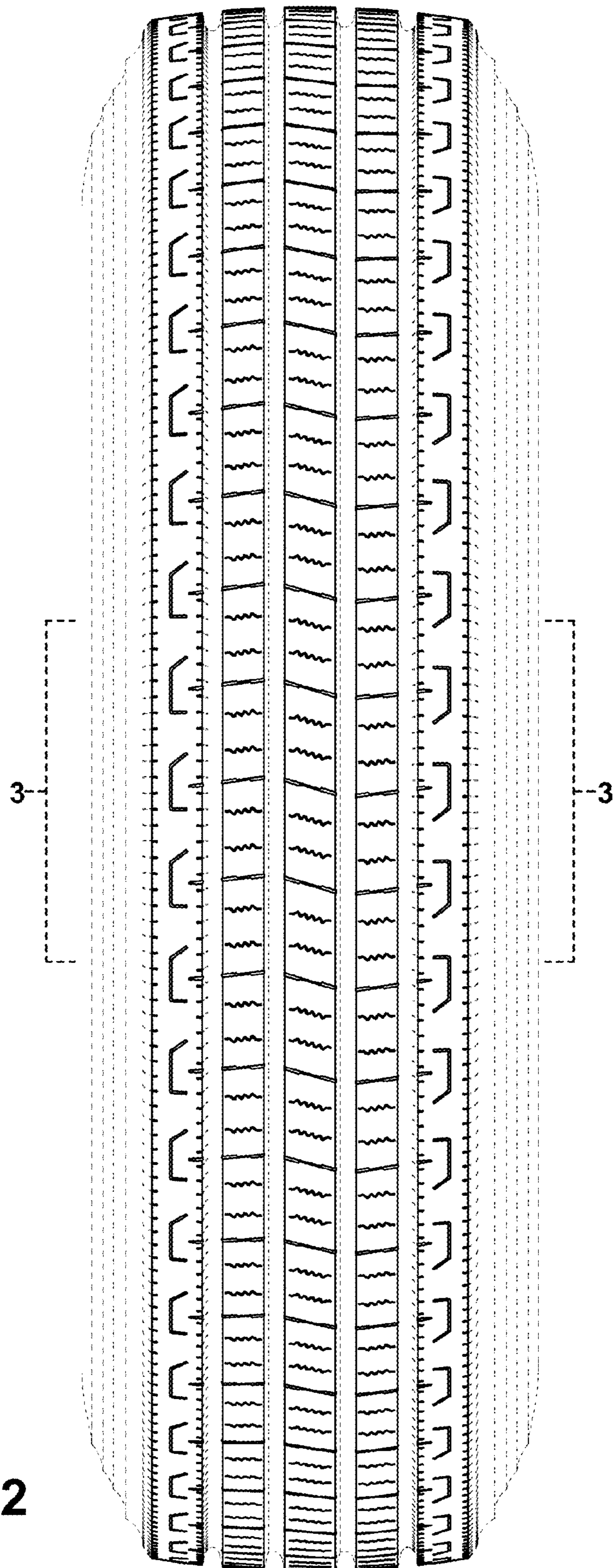


Fig. 2

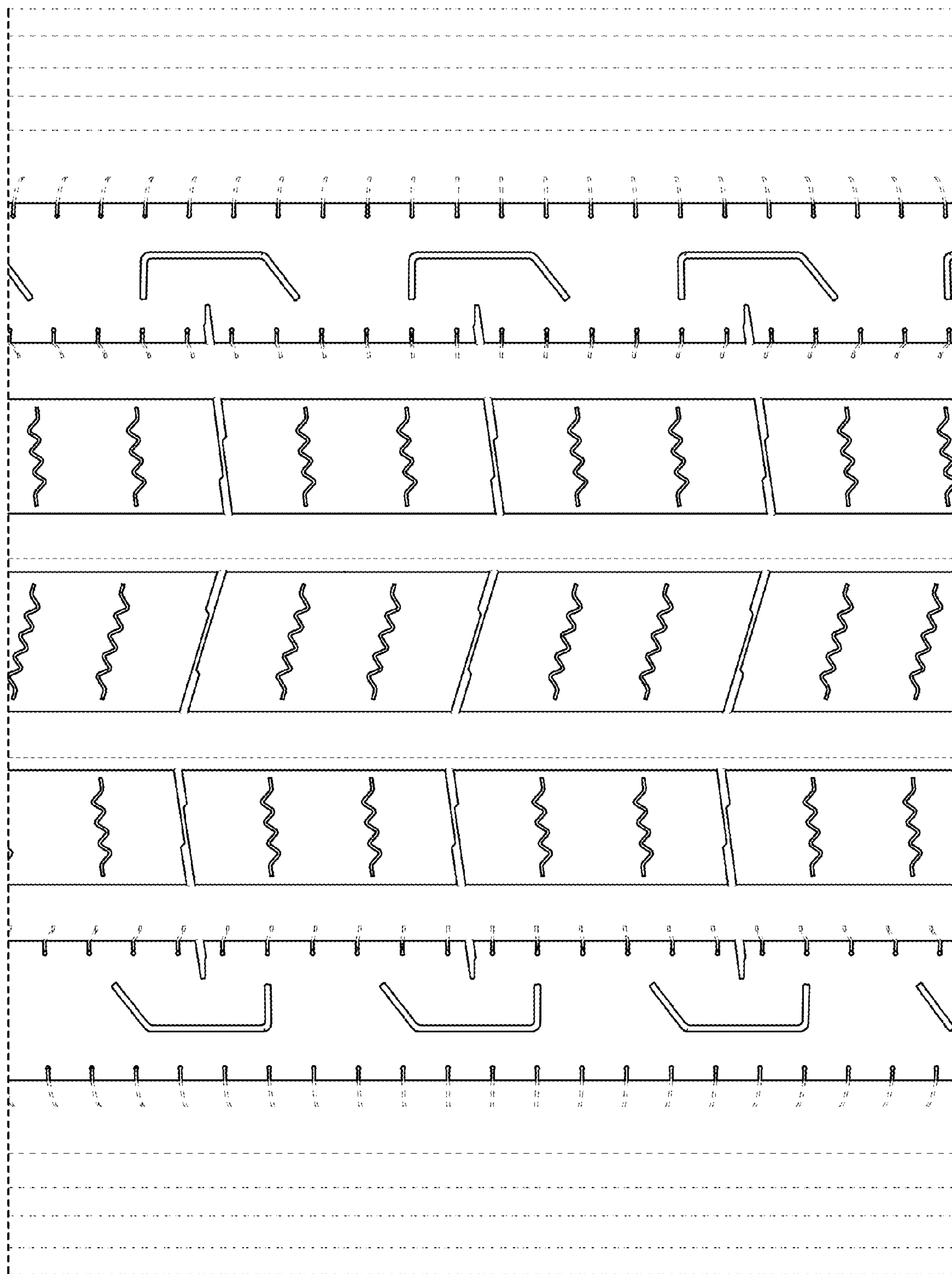
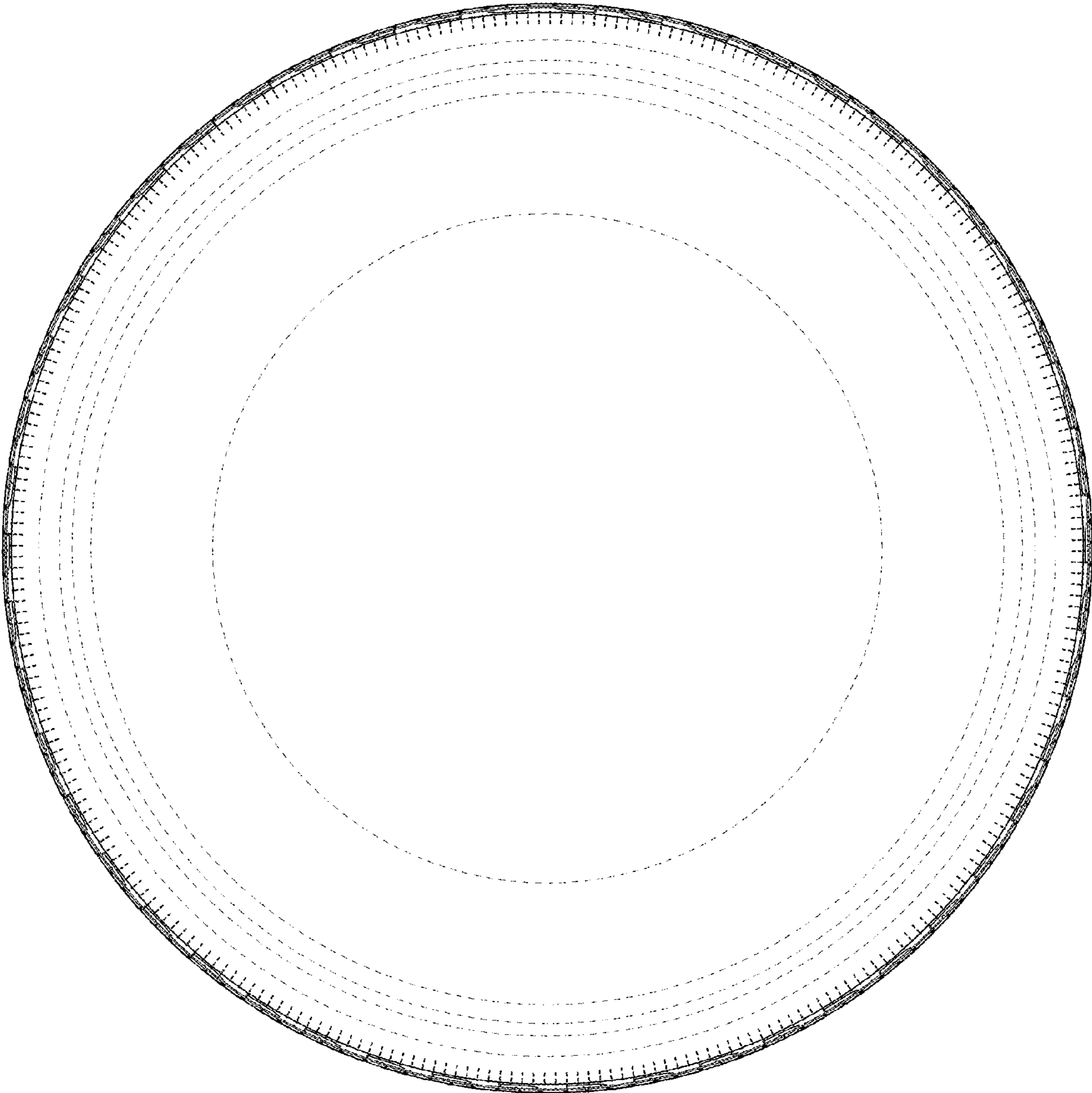


Fig. 3



**Fig. 4**