



US00D943504S

(12) **United States Design Patent**  
**Geng et al.**

(10) **Patent No.:** **US D943,504 S**

(45) **Date of Patent:** **\*\* Feb. 15, 2022**

- (54) **TIRE WITH WEAR INDICATOR**
- (71) Applicant: **Hebei Wanda Tyre Co., Ltd**, Hebei (CN)
- (72) Inventors: **Peng Geng**, Tianjin (CN); **Jian An**, Tianjin (CN); **Chuangye Yu**, Tianjin (CN)
- (73) Assignee: **Hebei Wanda Tyre Co., Ltd**, Hebei (CN)

D719,907 S	*	12/2014	Ohara	.....	D12/588
D732,465 S	*	6/2015	Yamada	.....	D12/588
D738,814 S	*	9/2015	Otani	.....	D12/595
D780,101 S	*	2/2017	Brown	.....	D12/590
D815,022 S	*	4/2018	Oji	.....	D12/590
D843,313 S	*	3/2019	Cai	.....	D12/590
D856,269 S	*	8/2019	Hong	.....	D12/588
D874,391 S	*	2/2020	Wang	.....	D12/588
D875,655 S	*	2/2020	Wang	.....	D12/588
D881,798 S	*	4/2020	Lingamoorthy	.....	D12/588
D900,722 S	*	11/2020	Chu	.....	D12/588

(\*\*) Term: **15 Years**

(21) Appl. No.: **29/717,725**

(22) Filed: **Dec. 19, 2019**

(30) **Foreign Application Priority Data**

Jul. 26, 2019 (CN) ..... 201930403681.X

(51) **LOC (13) Cl.** ..... **12-15**

(52) **U.S. Cl.**  
USPC ..... **D12/601**

(58) **Field of Classification Search**  
USPC ..... D12/568-605, 900  
CPC ..... Y10T 152/10027; B60C 1/0016; B60C 11/0306; B60C 11/0302; B60C 3/06; B60C 9/17  
See application file for complete search history.

(56) **References Cited**

**U.S. PATENT DOCUMENTS**

D370,439 S	*	6/1996	Feider	.....	D12/588
D554,053 S	*	10/2007	Feider	.....	D12/588

\* cited by examiner

*Primary Examiner* — John A Voytek

(74) *Attorney, Agent, or Firm* — JCIP Global Inc.

(57) **CLAIM**

The ornamental design for a tire with wear indicator, as shown and described.

**DESCRIPTION**

FIG. 1 is a perspective view of a tire with wear indicator showing our new design, it being understood that the pattern repeats uniformly throughout the circumference of the tread; FIG. 2 is a front elevational view thereof; FIG. 3 is a right side elevational view thereof; the left side elevational view being a mirror image thereof; and, FIG. 4 is an enlarged view of the portion 4-4 in FIG. 2.

**1 Claim, 4 Drawing Sheets**






FIG.1

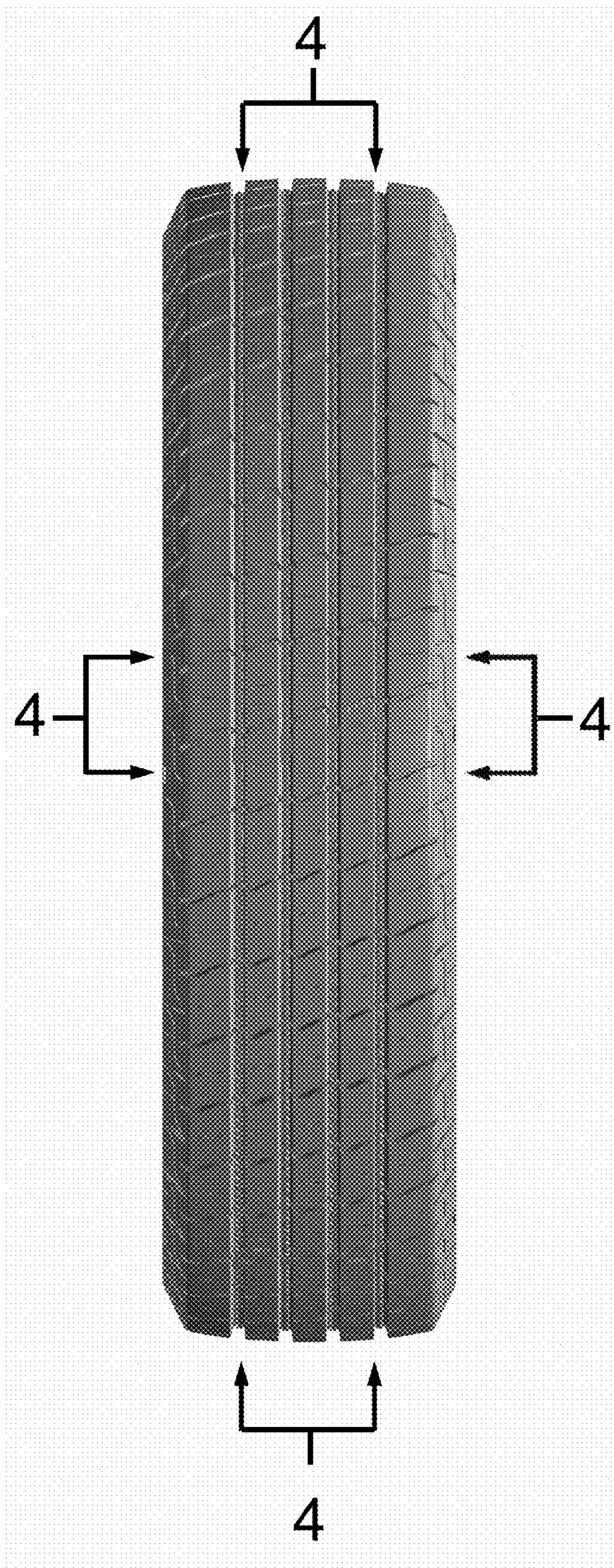


FIG.2



FIG.3

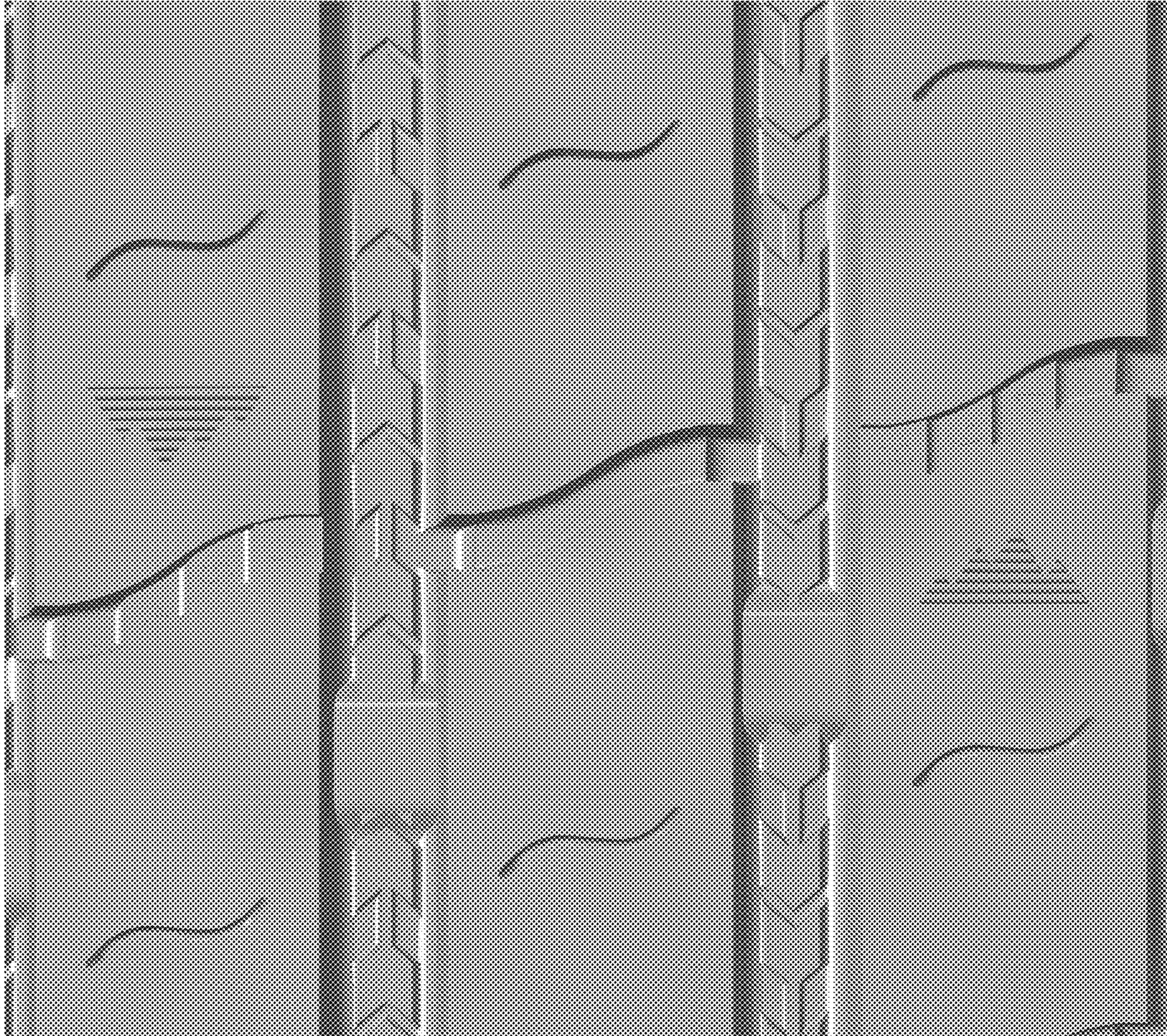


FIG.4