



US00D943499S

(12) **United States Design Patent**
Nagase

(10) **Patent No.:** **US D943,499 S**

(45) **Date of Patent:** **** Feb. 15, 2022**

(54) **TIRE FOR AUTOMOBILE**

(71) Applicant: **SUMITOMO RUBBER INDUSTRIES, LTD.**, Kobe (JP)

(72) Inventor: **Hiroki Nagase**, Kobe (JP)

(73) Assignee: **SUMITOMO RUBBER INDUSTRIES, LTD.**, Kobe (JP)

(**) Term: **15 Years**

(21) Appl. No.: **29/710,602**

(22) Filed: **Oct. 24, 2019**

(51) **LOC (13) Cl.** **12-15**

(52) **U.S. Cl.**
USPC **D12/552**

(58) **Field of Classification Search**
USPC D12/533-567, 604
CPC Y10T 152/10027; B60C 1/0016; B60C 11/0306; B60C 11/0302; B60C 3/06; B60C 9/17

See application file for complete search history.

(56) **References Cited**

U.S. PATENT DOCUMENTS

D493,766 S * 8/2004 Hanya D12/554
D512,959 S * 12/2005 Fukunaga D12/556

D584,219 S * 1/2009 Sato D12/551
D781,777 S * 3/2017 Hayashi D12/556
D821,963 S * 7/2018 Ogihara D12/556
D826,140 S * 8/2018 Sprowl D12/556
D847,729 S * 5/2019 Kujime D12/554
D868,176 S * 11/2019 Sprowl D21/563
D916,002 S * 4/2021 Sprowl D12/555
2021/0107317 A1 * 4/2021 Nagase B60C 11/032

* cited by examiner

Primary Examiner — John A Voytek

(74) *Attorney, Agent, or Firm* — Birch, Stewart, Kolasch & Birch, LLP

(57) **CLAIM**

The ornamental design for a tire for automobile, as shown and described.

DESCRIPTION

FIG. 1 is a front perspective view of a tire for automobile showing my new design;
FIG. 2 is a front view thereof;
FIG. 3 is a left side view thereof;
FIG. 4 is a rear view thereof;
FIG. 5 is a right side view thereof;
FIG. 6 is a bottom view thereof;
FIG. 7 is a top view thereof; and,
FIG. 8 is a partial enlarged view of the portion 8-8 in FIG. 2.

1 Claim, 8 Drawing Sheets






FIG. 1

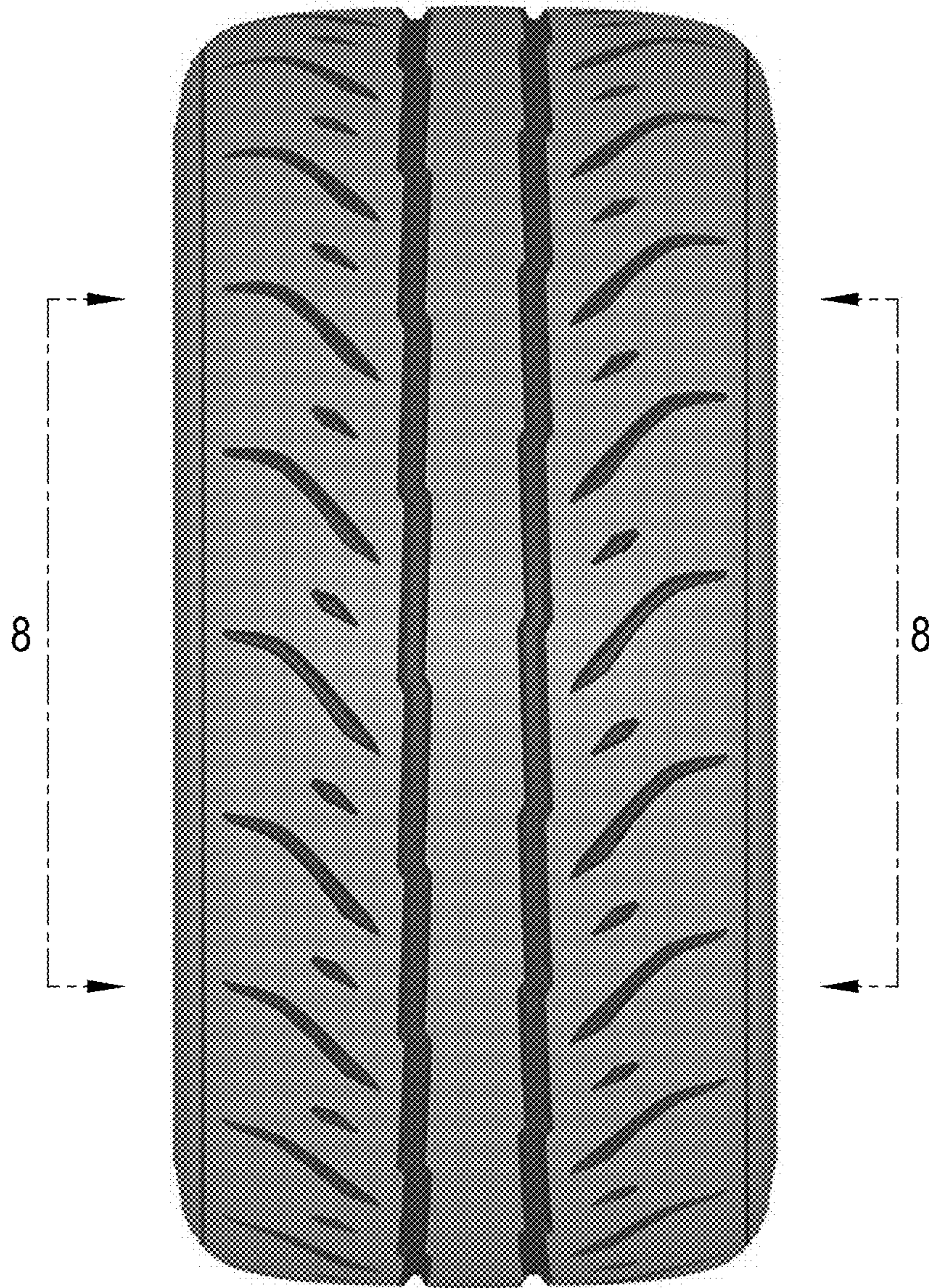


FIG. 2




FIG. 3




FIG. 4




FIG. 5




FIG. 6




FIG. 7

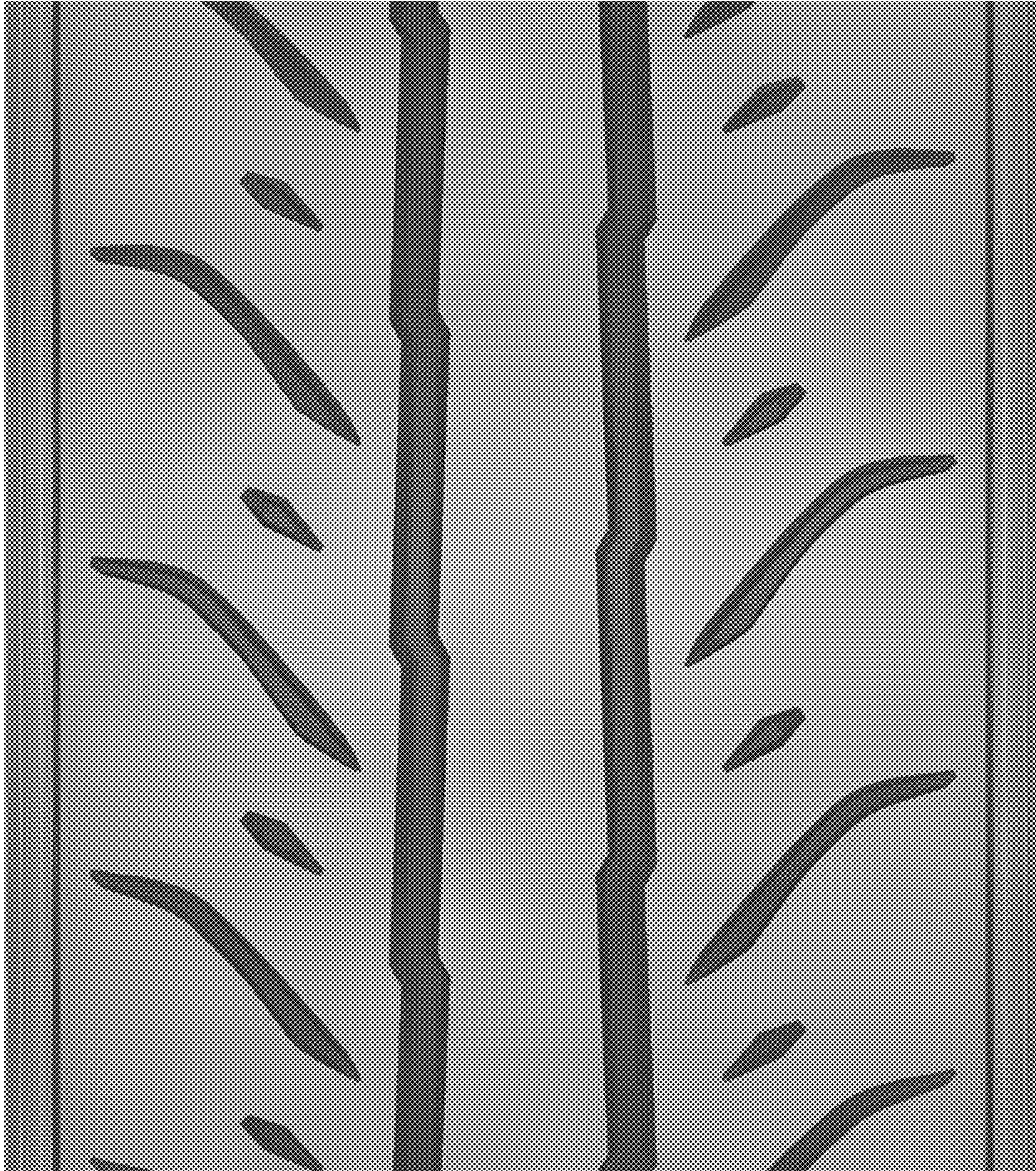


FIG. 8