



US00D943498S

(12) **United States Design Patent** (10) **Patent No.:** **US D943,498 S**  
**Okawara** (45) **Date of Patent:** **\*\* Feb. 15, 2022**

(54) **TIRE FOR AUTOMOBILE**  
(71) Applicant: **SUMITOMO RUBBER INDUSTRIES, LTD.**, Kobe (JP)  
(72) Inventor: **Renya Okawara**, Kobe (JP)  
(73) Assignee: **SUMITOMO RUBBER INDUSTRIES, LTD.**, Kobe (JP)

(\*\*) Term: **15 Years**  
(21) Appl. No.: **29/725,677**

(22) Filed: **Feb. 26, 2020**  
(51) **LOC (13) Cl.** ..... **12-15**  
(52) **U.S. Cl.**  
USPC ..... **D12/521**  
(58) **Field of Classification Search**  
USPC ..... D12/500-532, 604  
CPC ..... Y10T 152/10027; B60C 1/0016; B60C 11/0306; B60C 11/0302; B60C 3/06; B60C 9/17  
See application file for complete search history.

(56) **References Cited**  
U.S. PATENT DOCUMENTS  
D439,870 S \* 4/2001 Lovell ..... D12/519  
D469,396 S \* 1/2003 Hutson ..... D12/520  
D515,019 S \* 2/2006 Umstot ..... D12/519  
D524,233 S \* 7/2006 Marazzi ..... D12/521

D558,127 S \* 12/2007 Shavers ..... D12/519  
D561,683 S \* 2/2008 Kiwaki ..... D12/519  
D593,936 S \* 6/2009 Maxwell ..... D12/587  
D731,954 S \* 6/2015 Pribula ..... D12/519  
D733,636 S \* 7/2015 Janesh ..... D12/521  
D818,934 S \* 5/2018 Kanematsu ..... D12/521  
D900,708 S \* 11/2020 Shondel ..... D12/517  
D908,076 S \* 1/2021 Okawara ..... D12/521  
D908,599 S \* 1/2021 Roth ..... D12/588

\* cited by examiner  
*Primary Examiner* — John A Voytek  
(74) *Attorney, Agent, or Firm* — Birch, Stewart, Kolasch & Birch, LLP

(57) **CLAIM**  
The ornamental design for a tire for automobile, as shown and described.

**DESCRIPTION**  
FIG. 1 is a front perspective view of a tire for automobile showing my new design;  
FIG. 2 is a front view thereof;  
FIG. 3 is a left side view thereof;  
FIG. 4 is a rear view thereof;  
FIG. 5 is a right side view thereof;  
FIG. 6 is a bottom view thereof;  
FIG. 7 is a top view thereof; and,  
FIG. 8 is a partial enlarged view of the portion 8-8 in FIG. 2.

**1 Claim, 8 Drawing Sheets**






FIG. 1

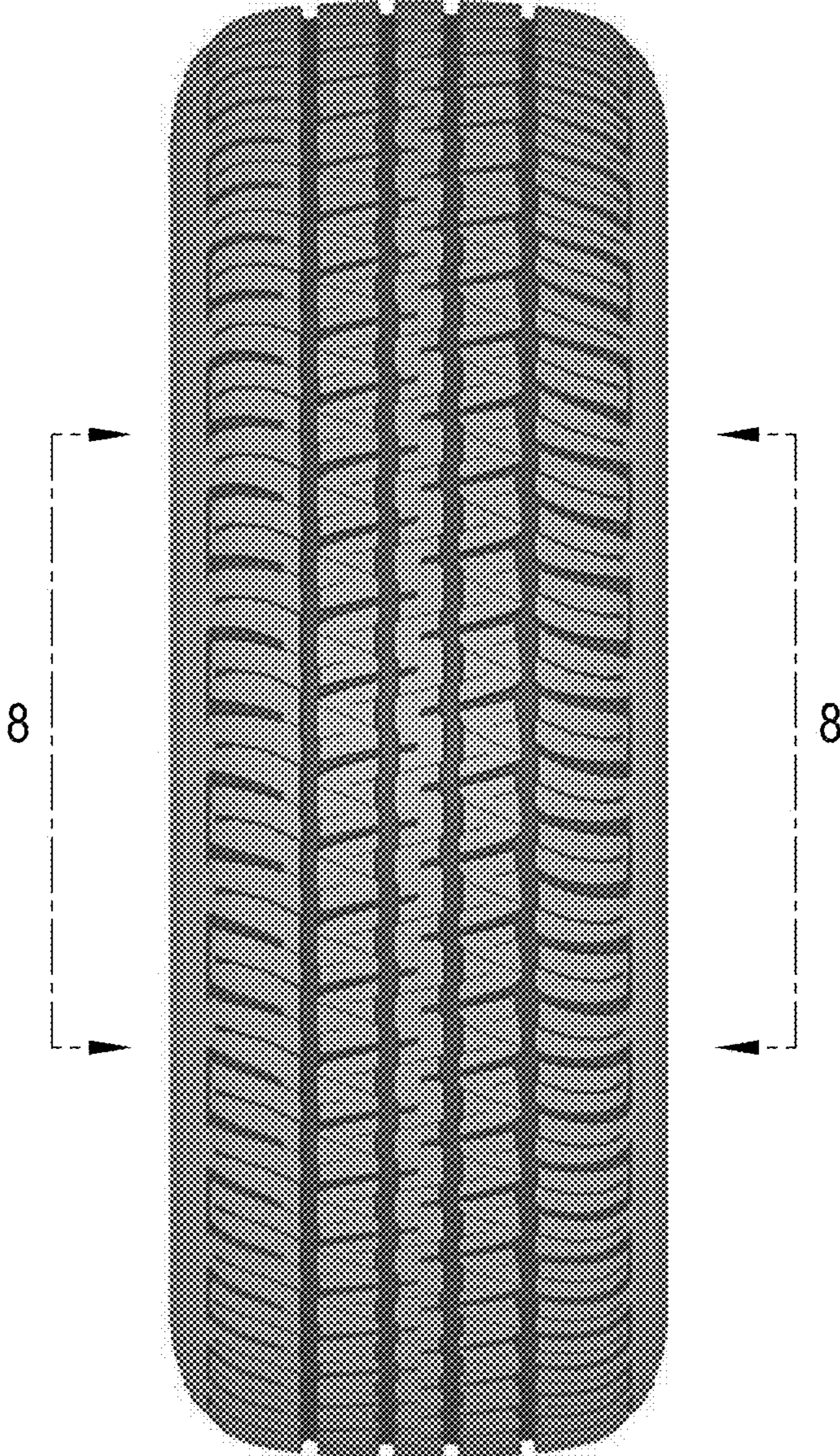


FIG. 2




FIG. 3




FIG. 4




FIG. 5




FIG. 6




FIG. 7






FIG. 8